



© AOUN / A. Sebai

Homs: NFI sector partners continue to provide NFI support to returnees in Homs governorate.

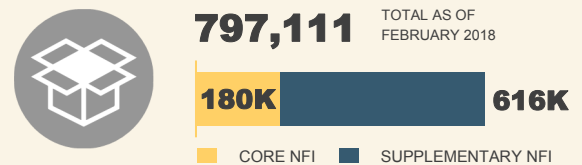
This boy and his family returned to their home in Al-Skan Al-Shbabi neighborhood in Aleppo city after two years of displacement because of the crisis.

KEY POINTS

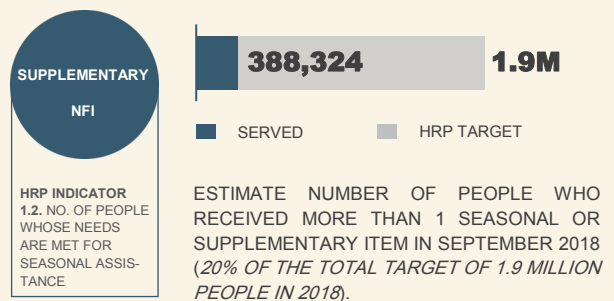
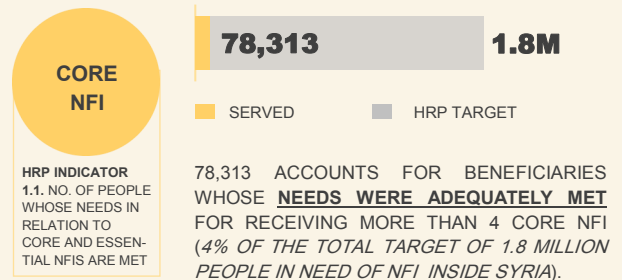
- February marks the end of winterization period. Collectively, the sector has assisted around 388,300 persons mostly in Aleppo and Rural Damascus governorates. This is 20% of the total target beneficiaries. A total of 797,000 winter items were distributed by 10 implementing partners of OCHA, UNICEF, and UNHCR.
- As a result of the crisis in Afrin, thousands of civilians have fled their homes and seek refuge in neighboring areas. As reported in sector meeting in Aleppo, most of the displaced families were sheltering in Ahsrafia, Syrian Quarter, Nabul, and Zahraa as of 27 February 2018. The sector developed a contingency plan for this emergency and for northwest Syria with funding requirements amounting to \$3.4 million.
- The two-month plan for inter-agency convoys for March and April was endorsed in February and shared with OCHA for further coordination.
- The IM Team of the sector is planning to organize a two-day training on Humanitarian Information Management separately in Aleppo and Homs and governorates. The training is part of the capacity building effort of the sector to its partners ensuring that they acquire the needed IM technical skills that are crucial to work in an evidence-based approach. The training is tentatively being planned on 15-16 April in Aleppo and 18-19 April in Homs. Around 30 participants for each training are expected to attend.

NUMBERS IN BRIEF

TOTAL NFI DISTRIBUTED



BENEFICIARIES ADEQUATELY SERVED



OVERALL REACHED BENEFICIARIES



► GAPS AND CHALLENGES

- The lengthy approval process is affecting the timely delivery of winterization items.
- High turnover in camps in north east Syria is posing a challenge to the ongoing winterization activities.
- Presence of unexploded ordnance in rural Aleppo limits access among sector partners;
- Based on NFI Post Distribution Monitoring, a limited number of NFIs, poor NFI quality including distribution of damaged items (i.e. broken solar lamps, or wet mattresses), and unorganized distribution are the top distribution issues that confronted beneficiaries. Other distribution challenges reported include unequal distribution, delayed distribution of seasonal items, far distribution point, and non-adherence to minimum standards of distribution point.
- Widespread insecurity, challenging physical access and rigorous bureaucratic procedures and approval limit provision of adequate and regular humanitarian assistance especially to those who live in besieged and hard-to-reach areas;
- Logistical constraints especially during inter-agency convoy such as road blockage, presence of checkpoints, presence of threats, and proximity to active front lines (i.e. Ar Raqqa) continue to hamper rapid distribution,;
- Lack of actual data on distribution recipients prevent the sector to better measure the actual reached and served beneficiaries;
- Lack of income-generating activities to provide the necessary financial means continues to hamper access to basic household items among the most vulnerable population in need;
- Diminishing active participation among sector members affects coordination and the overall sectorial reach;
- Inexact coordination structure impacts the level of efficiency in coordinating sectorial response for interagency convoys.
- Lack of reliable consolidated information for interagency convoy reach affects the sector's ability to determine the extent and impact of its convoy contribution;
- Insufficient number of detailed and comprehensive assessment makes it difficult for the sector to shift its response priorities from distribution of basic essential NFI items to provision of supplementary items.
- Opportunities for systematic field-based data collection remain very limited due to access or authorization restrictions, resulting in incomplete needs analysis in some areas.

CRISIS BACKGROUND: *The crisis in Syrian Arab Republic that started in March 2011 has transformed into a complex emergency that has displaced around 6.1 million people in various parts of the country. As per the 2018 Humanitarian Needs Overview, around 13.1 million people are in need of humanitarian assistance of which around 4.2 million people are in need of shelter support and other multi-sectorial assistance as they continue to struggle in an unsafe and uncertain environment. Due to the protracted nature of the hostilities, many of both displaced and host communities become more vulnerable and their ability to cope and find safe and durable shelter solutions have been greatly affected. The humanitarian community has been challenged to both provide emergency and life-saving shelter solutions while building back community cohesion and resilience through provision of adequate shelter assistance.*



PARTNER IN FOCUS



Action Against Hunger (AAH) is an international non-governmental, neutral and independent humanitarian organization that is committed to ending world hunger.

AAH has been working in Syria since 2009 when the main mission to provide humanitarian support to Iraqi refugees. In 2012, the mission expanded to responding to the needs of the crisis-affected Syrian populations. To date, AAH is operating in seven governorates namely Aleppo, Al-Hasakeh, Ar-Raqqa, Dar'a, Deir-Ez-Zor, Lattakia, and Rural Damascus and has been active in providing basic NFI support through emergency assistance (blankets, mattresses, winter clothes and baby kits) and regular programming (winter clothes, hygiene kits, and jerry cans). Since January 2018, they were able to support 18,410 people in Rural Damascus, Al-Hasakeh and Dar'a governorates.

AAH is among the active partners of the NFI Sector. They have a total of 64 staff members composed of expat and national staff. Their main office in Syria is located in Damascus while their headquarters is in Madrid, Spain.

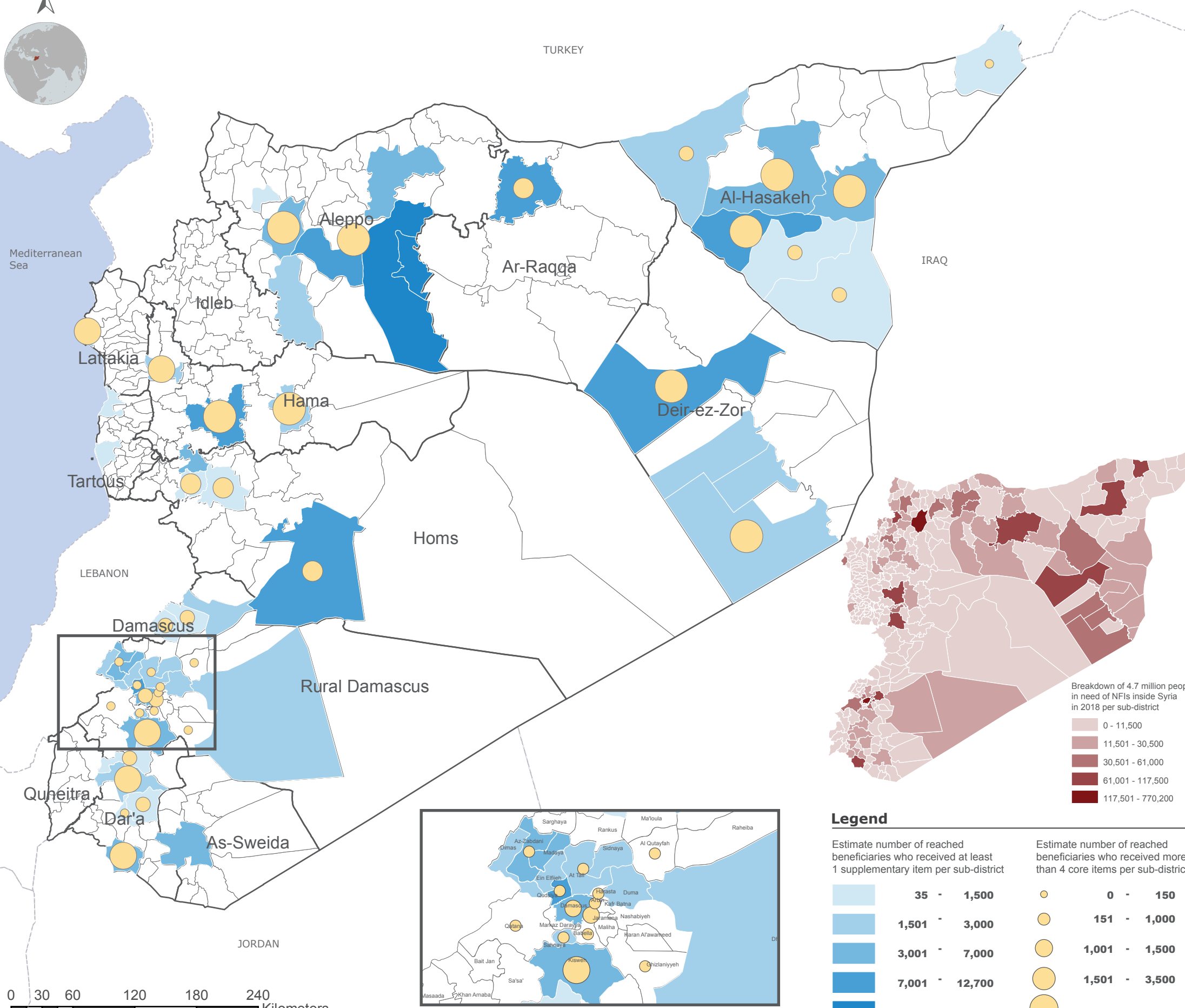
NFI Sector Coordination Team

Joel Andersson, Senior NFI Sector Coordinator (anderssj@unhcr.org)
 Zina Alkhiami, NFI Sector Field Associate (alkhiami@unhcr.org)
 Muhammad Shahzad, IM Officer (shahzadm@unhcr.org)
 Corazon C. Lagamayo, IM Officer (lagamayo@unhcr.org)
 Maha Shaban, IM Associate (shabanm@unhcr.org)
 Ashraf Zedane, IM Associate - Aleppo (zedane@unhcr.org)

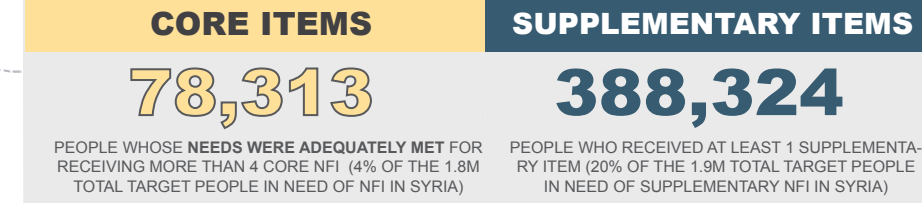


SYRIA: NFI RESPONSE

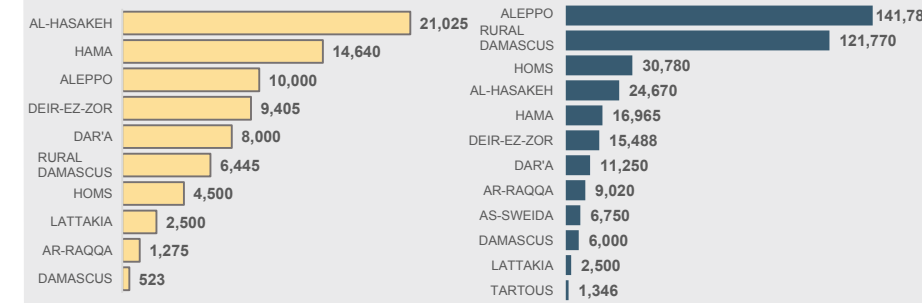
Reporting Period: January - February 2018



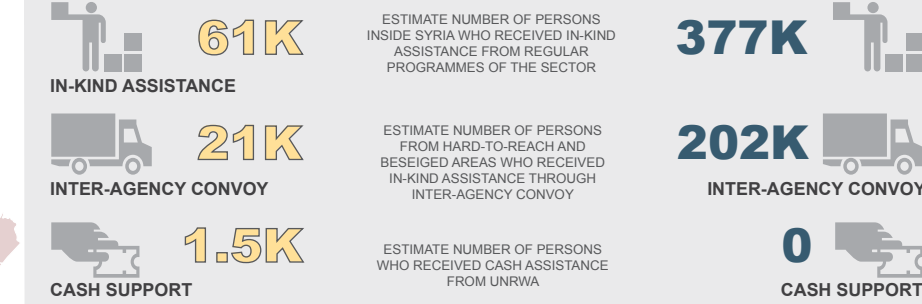
BENEFICIARIES SERVED



BENEFICIARIES SERVED PER GOVERNORATE

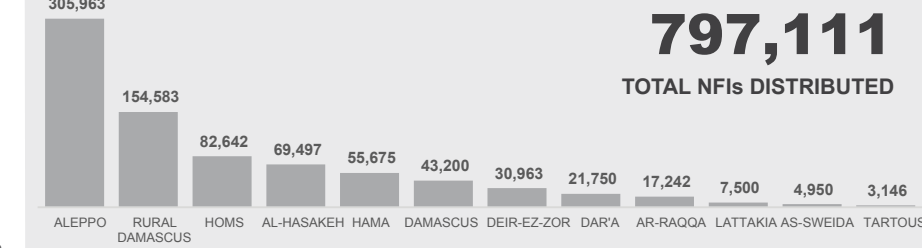


BENEFICIARIES SERVED BY TYPE OF SUPPORT



NOTE: Breakdown of beneficiaries per type of support does not necessarily sum up to the reported number of beneficiaries as some communities may have received more than one type of assistance.

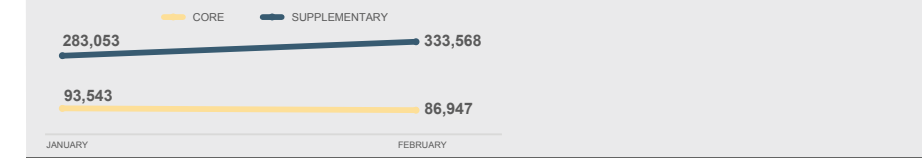
TOTAL NFI DISTRIBUTED PER GOVERNORATE



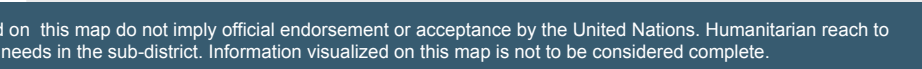
TOTAL NFI DISTRIBUTED PER TYPE



TOTAL NFI DISTRIBUTION PER MONTH



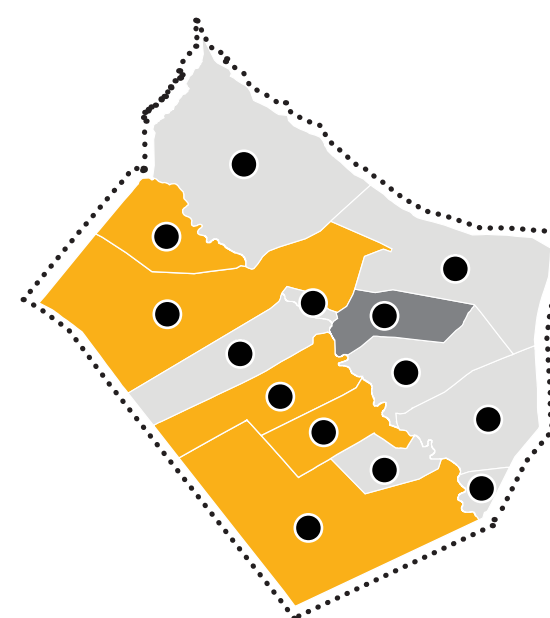
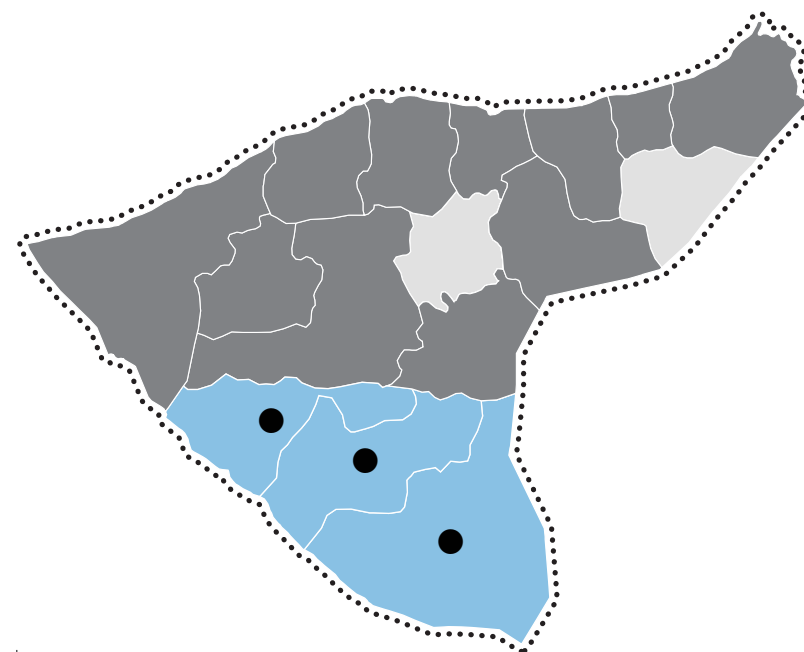
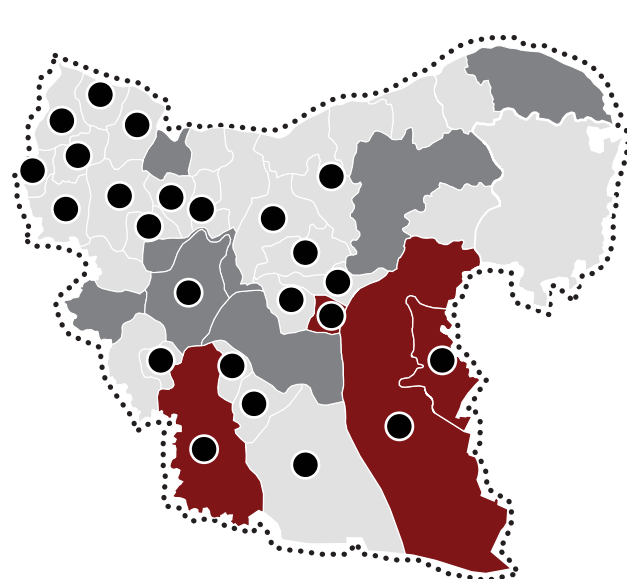
TOTAL BENEFICIARIES SERVED





SYRIA: INTER-AGENCY CONVOY

Reporting Period: January - February 2018



ALEPPO

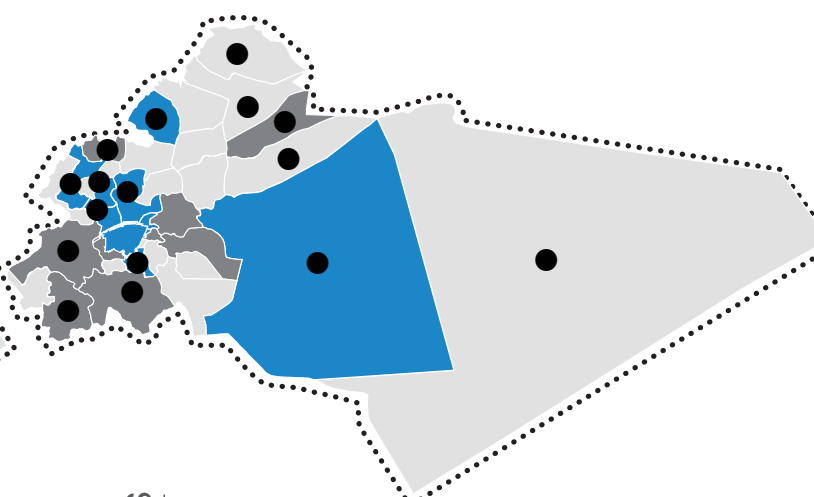
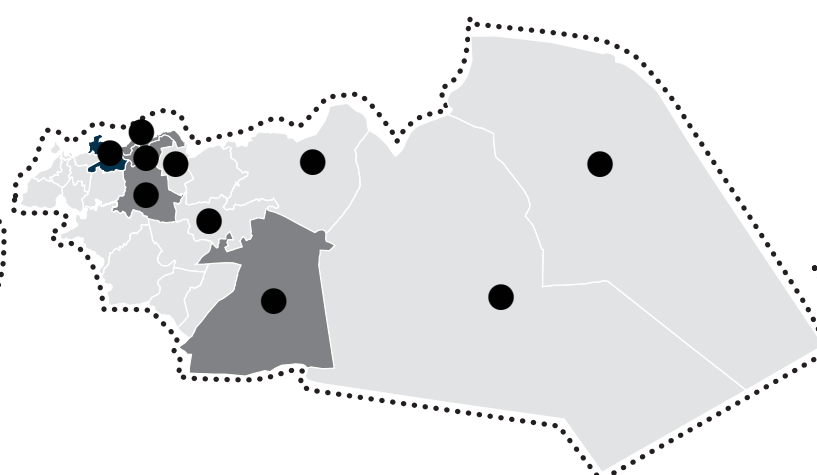
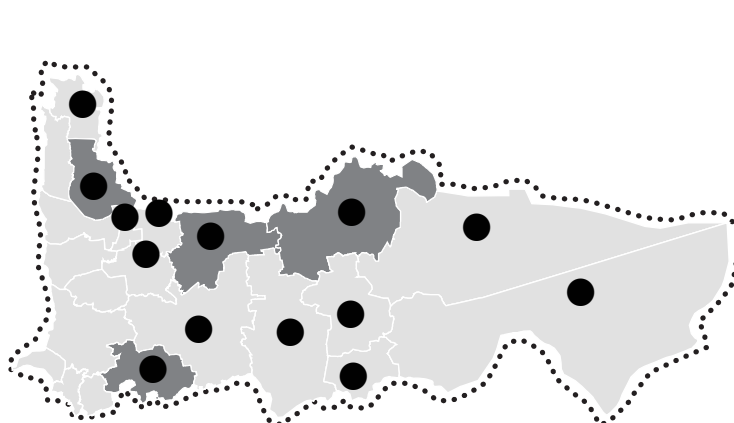
- 4** TOTAL NUMBER OF INTER-AGENCY CONVOYS CONDUCTED
- 4** TOTAL COMMUNITIES COVERED OF WHICH **4 (100%)** ARE IN HTR AREAS
- 118,265** TOTAL PEOPLE REACHED OF WHICH **118,265 (100%)** ARE FROM HTR AREAS
- 169,253** TOTAL NO. OF NFIs DISTRIBUTED IN INTER-AGENCY CONVOYS

AL-HASAKEH

- 4** TOTAL NUMBER OF INTER-AGENCY CONVOYS CONDUCTED
- 3** TOTAL COMMUNITIES COVERED OF WHICH **3 (100%)** ARE IN HTR AREAS
- 11,460** TOTAL PEOPLE REACHED OF WHICH **11,460 (100%)** ARE FROM HTR AREAS
- 24,745** TOTAL NO. OF NFIs DISTRIBUTED IN INTER-AGENCY CONVOYS

DEIR EZZOR

- 2** TOTAL NUMBER OF INTER-AGENCY CONVOYS CONDUCTED
- 5** TOTAL COMMUNITIES COVERED OF WHICH **5 (100%)** ARE IN HTR AREAS
- 13,785** TOTAL PEOPLE REACHED OF WHICH **11,950 (100%)** ARE FROM HTR AREAS
- 11,258** TOTAL NO. OF NFIs DISTRIBUTED IN INTER-AGENCY CONVOYS



HAMA

- 0** TOTAL NUMBER OF INTER-AGENCY CONVOYS CONDUCTED
- 0** TOTAL COMMUNITIES COVERED OF WHICH **0 (0%)** ARE IN HTR AREAS
- 0** TOTAL PEOPLE REACHED OF WHICH **0 (0%)** ARE FROM HTR AREAS
- 0** TOTAL NO. OF NFIs DISTRIBUTED IN INTER-AGENCY CONVOYS

HOMS

- 1** TOTAL NUMBER OF INTER-AGENCY CONVOYS CONDUCTED
- 1** TOTAL COMMUNITIES COVERED OF WHICH **1 (100%)** ARE IN HTR AREAS
- 17,500** TOTAL PEOPLE REACHED OF WHICH **17,500 (100%)** ARE FROM HTR AREAS
- 8,000** TOTAL NO. OF NFIs DISTRIBUTED IN INTER-AGENCY CONVOYS

DAMASCUS & RURAL DAMASCUS

- 12** TOTAL NUMBER OF INTER-AGENCY CONVOYS CONDUCTED
- 14** TOTAL COMMUNITIES COVERED OF WHICH **12 (86%)** ARE IN HTR AREAS AND **2 (14%)** ARE FROM BESIEGED AREAS
- 56,033** TOTAL PEOPLE REACHED OF WHICH **56,006 (99.9%)** ARE FROM HTR AREAS AND **27 (0.01%)** ARE FROM BESIEGED AREAS
- 39,288** TOTAL NO. OF NFIs DISTRIBUTED IN INTER-AGENCY CONVOYS

SUMMARY

23 TOTAL NUMBER OF INTER-AGENCY CONVOYS

27 TOTAL COMMUNITIES COVERED OF WHICH **2 (7%)** ARE IN BESIEGED AREAS & **25 (93%)** FROM HTR AREAS

217,043 TOTAL PEOPLE REACHED OF WHICH **27 (0.1%)** FROM BESIEGED AREAS AND **217,016 (99.9%)** FROM HTR AREAS

251,878 TOTAL NO. OF NFIs DISTRIBUTED / VOUCHER IN INTER-AGENCY CONVOYS

NAME OF BESIEGED AND HTR COMMUNITIES COVERED BY INTER-AGENCY CONVOY (2018)

| GOVERNORATE | TOTAL HTR AND BESIEGED COMMUNITIES | REACHED HTR AND BESIEGED COMMUNITIES |
|----------------|------------------------------------|--------------------------------------|
| ALEPPO | ● 588 | ● 4 |
| AL-HASAKEH | ● 30 | ● 3 |
| DEIR EZZOR | ● 136 | ● 5 |
| HAMA | ● 12 | ● 0 |
| HOMS | ● 42 | ● 1 |
| RURAL DAMASCUS | ● 61 ★ 26 | ● 11 ★ 2 |
| DAMASCUS | ● 1 ★ 2 | ● 1 ★ 0 |

FOOTNOTE/S:

- A. The beneficiaries of convoy were calculated based on status of communities as per OCHA's list HTR and besieged communities since Jan.
- B. The information presented here only shows ICMC, OCHA, UNHCR and UNICEF reports.
- C. One convoy is counted as one completed trip in each day.

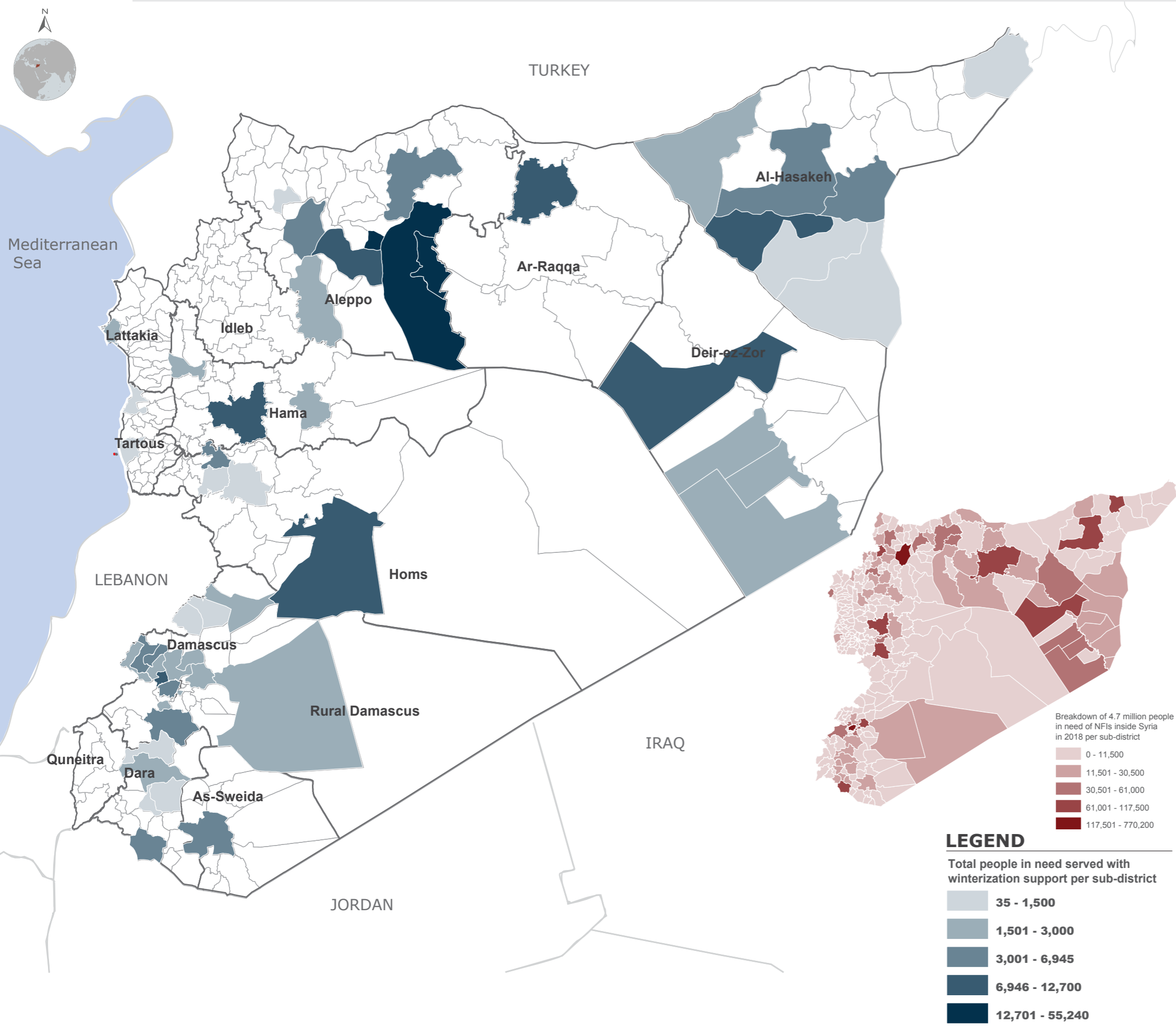
LEGEND

- No. of inter-agency convoys (IACs)
- No. of beneficiaries (persons) reached by IACs
- Sub-districts with besieged communities
- Sub-districts with (HTR) hard-to-reach communities
- Sub-districts with besieged and HTR communities
- No. of distributed non-food items
- Areas covered by convoy in 2016 - 2017



SYRIA: NFI WINTERIZATION SUPPORT

Reporting Period: January - February 2018

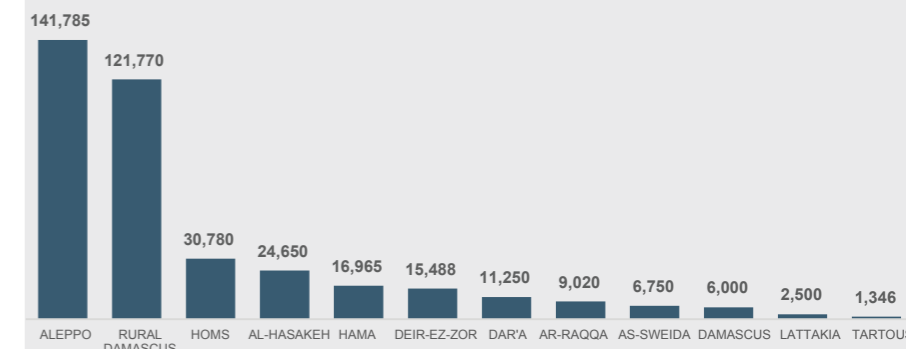


SUMMARY

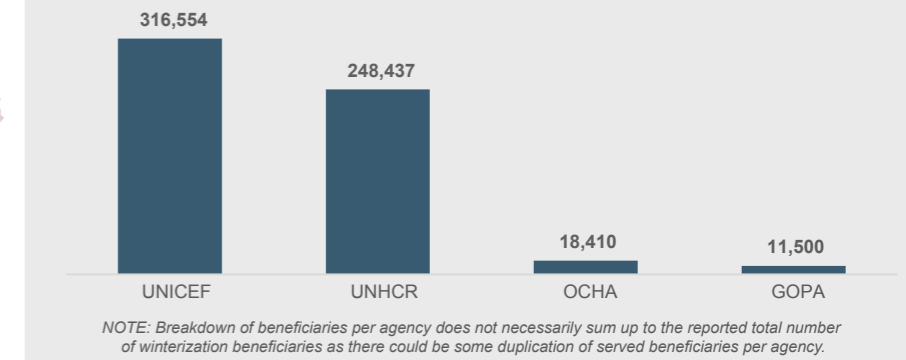


388,304
PEOPLE IN NEED WHO RECEIVED WINTERIZATION SUPPORT IN 2018

BREAKDOWN OF BENEFICIARIES PER GOVERNORATE



BREAKDOWN OF BENEFICIARIES PER AGENCY



QUANTITY OF WINTER ITEMS PER TYPE

502,198

ESTIMATE NUMBER OF WINTER ITEMS DISTRIBUTED



ESTIMATE QUANTITY OF WINTER CLOTHING KITS*
57,469



ESTIMATE QUANTITY OF PLASTIC SHEET \ WATER PROOF FLOORING
38,366



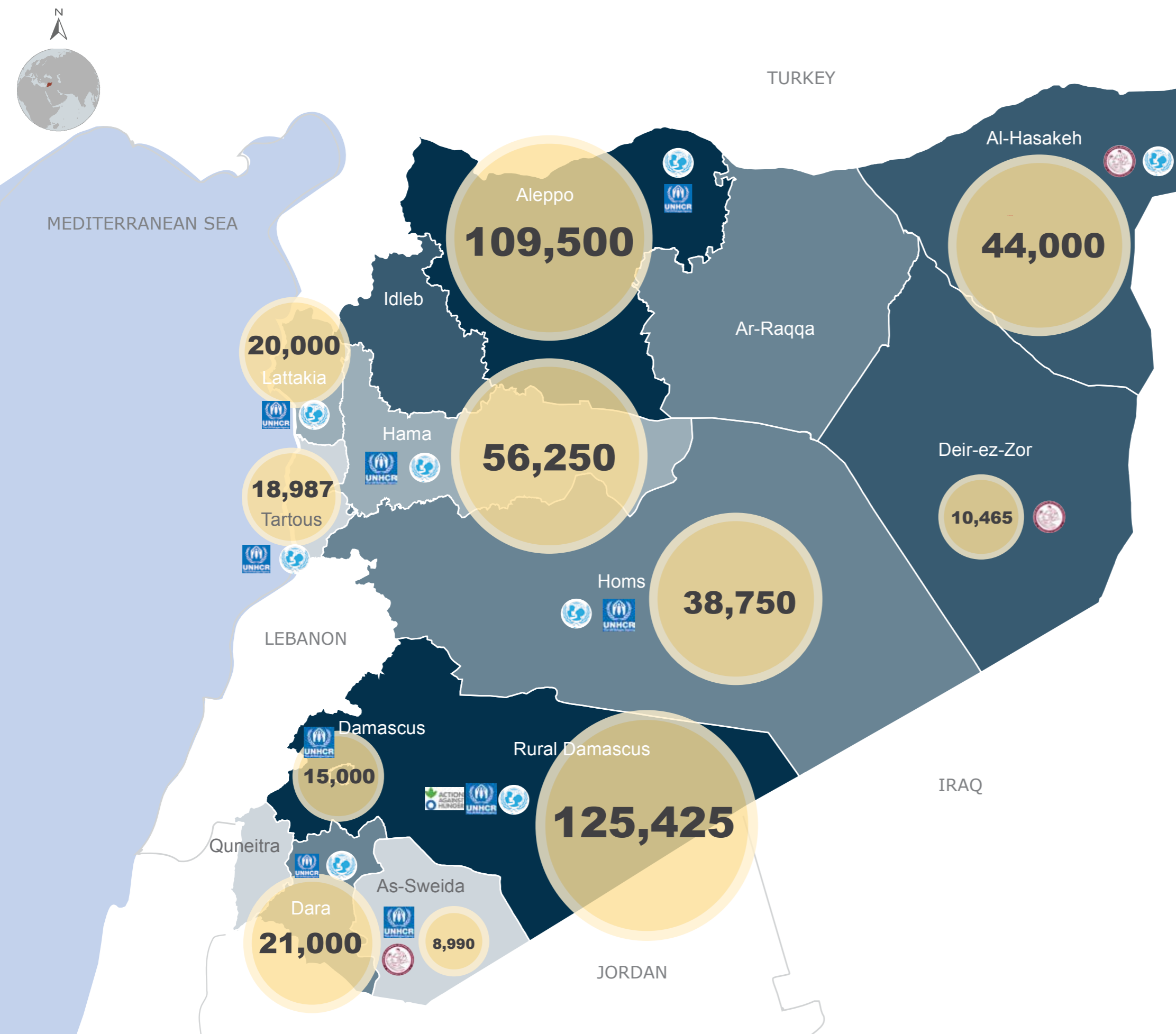
ESTIMATE QUANTITY OF OTHER ITEMS
406,363

**NOTE: Content of winterization kit per agency varies.
IOM (cotton underwear long sleeve with long pants, wool gloves, wool hats, wool scarves, wool socks)
UNHCR (sweater, underwear, baby clothing set, high thermal blanket, plastic sheet, sleeping bag, jackets)
UNICEF (children winter clothes)*



SYRIA: NFI 2-MONTH DISTRIBUTION PLAN

Reporting Period: March - April 2018

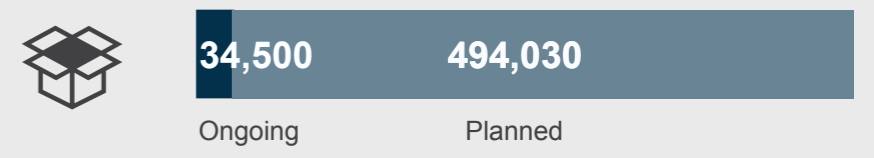


SUMMARY



TARGET NUMBER OF BENEFICIARIES (PERSONS) FOR IN-KIND DISTRIBUTION FOR MARCH AND APRIL 2018 BY NFI SECTOR SYRIA HUB

BREAKDOWN OF BENEFICIARIES OF 2-MONTH PLAN DISTRIBUTION PER STATUS



BREAKDOWN OF BENEFICIARIES OF 2-MONTH PLAN DISTRIBUTION PER AGENCY



NOTE: This two month distribution plan is only tentative as factors such as access and security have impact in the actual plan implementation.

LEGEND

2018 NFI People In Need (PiN) per governorate

