

Total Active Registered Iraqis

50,340

Standard Age and Gender

| Age | 0-4 | 5-11 | 12-17 | 18-35 | 36-59 | 60+ | Total | % |
|--------|-------|-------|-------|--------|--------|-------|--------|-------|
| Female | 2,197 | 3,619 | 2,356 | 7,301 | 6,351 | 2,523 | 24,347 | 48.4% |
| Male | 2,384 | 3,897 | 2,632 | 8,391 | 6,482 | 2,207 | 25,993 | 51.6% |
| Total | 4,581 | 7,516 | 4,988 | 15,692 | 12,833 | 4,730 | 50,340 | 100% |
| | 9.1% | 14.9% | 9.9% | 31.2% | 25.5% | 9.4% | | |

Place of Origin

| | | |
|--------------|--------|-------|
| Baghdad | 27,980 | 55.6% |
| Erbil | 4,346 | 8.6% |
| Ninewa | 3,384 | 6.7% |
| Basrah | 3,093 | 6.1% |
| Anbar | 2,953 | 5.9% |
| Dahuk | 1,475 | 2.9% |
| Salah al-Din | 1,144 | 2.3% |
| Thi-Qar | 907 | 1.8% |
| Diyala | 899 | 1.8% |
| Tameem | 712 | 1.4% |
| Muthanna | 455 | 0.9% |
| Babylon | 391 | 0.8% |
| Sulaymaniyah | 318 | 0.6% |
| Missan | 312 | 0.6% |
| Najaf | 270 | 0.5% |
| Wassit | 253 | 0.5% |
| Qadissiya | 178 | 0.4% |
| Kerbala | 160 | 0.3% |
| Other | 1,110 | 2.2% |

Specific Needs

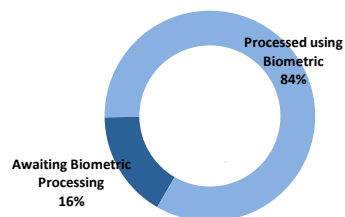
| | | |
|--|--------|-------|
| Serious medical condition | 4,162 | 8.3% |
| Specific legal and physical protection needs | 1,658 | 3.3% |
| Disability | 1,554 | 3.1% |
| Woman at risk | 1,384 | 2.7% |
| Child at risk | 1,139 | 2.3% |
| Single parent | 626 | 1.2% |
| Older person at risk | 586 | 1.2% |
| Unaccompanied or separated child | 158 | 0.3% |
| Total | 11,267 | 22.4% |

* An individual can have more than one specific need

Arrivals

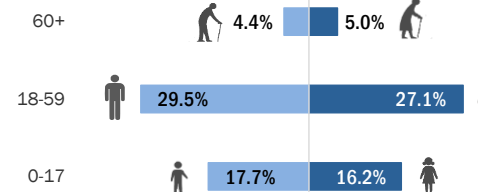
| | Arrival | Registration |
|----------|---------|--------------|
| Pre-2006 | 4,376 | 72,668 |
| 2006 | 3,381 | 4,689 |
| 2007 | 2,202 | 31,284 |
| 2008 | 1,163 | 9,761 |
| 2009 | 1,482 | 6,840 |
| 2010 | 2,167 | 7,981 |
| 2011 | 2,690 | 7,766 |
| 2012 | 2,906 | 4,091 |
| 2013 | 5,542 | 5,396 |
| 2014 | 19,275 | 21,538 |
| 2015 | 5,156 | 6,713 |

Biometric Statistics (IRIS)



UNHCR Jordan

Age-Gender Breakdown

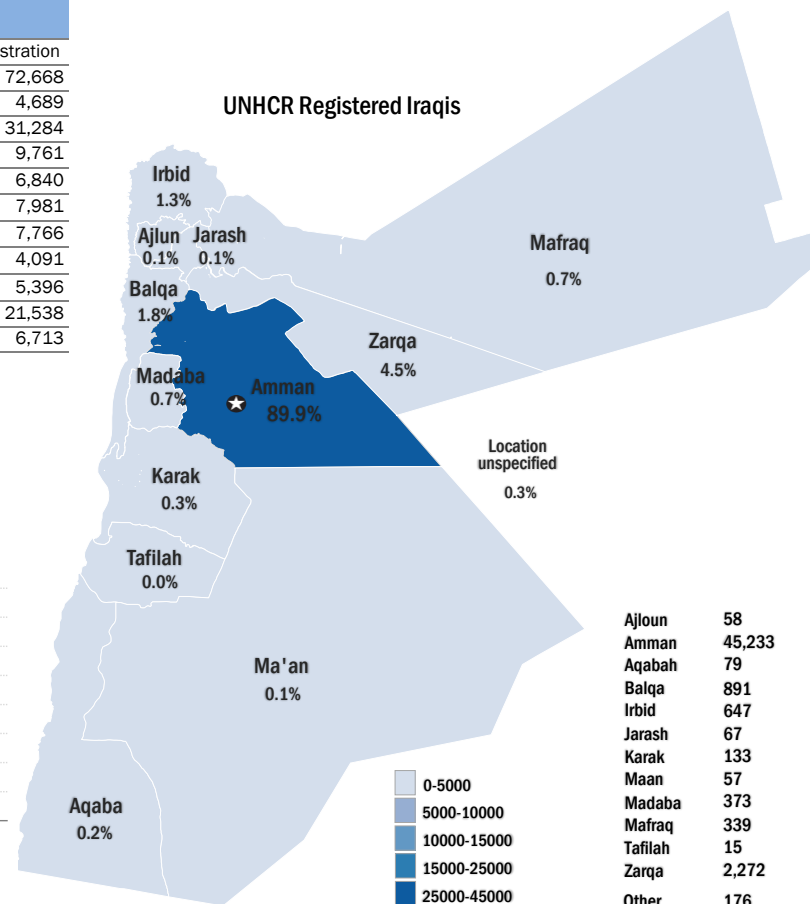


4,730
9.4%

28,525
56.7%

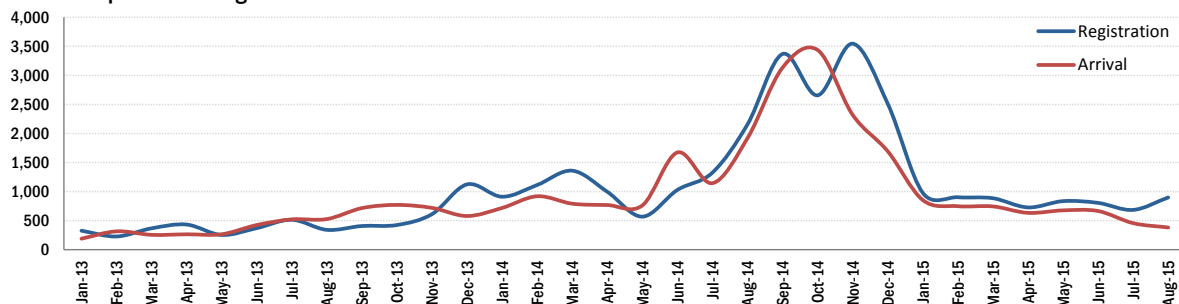
17,085
33.9%

UNHCR Registered Iraqis



| | |
|---------|--------|
| Ajlun | 58 |
| Amman | 45,233 |
| Aqabah | 79 |
| Balqa | 891 |
| Irbid | 647 |
| Jarash | 67 |
| Karak | 133 |
| Maan | 57 |
| Madaba | 373 |
| Mafrqa | 339 |
| Tafilah | 15 |
| Zarqa | 2,272 |
| Other | 176 |

Iraqi Arrival & Registration Trends since Jan 2013



Interagency Portal: <http://data.unhcr.org/Syrianrefugees>
 UNHCR on the web: <http://www.unhcr.io>; <http://www.unhcr.org>
 UNHCR on Social network: <http://www.facebook.com/UNHCRJordan>; http://twitter.com/And_Harper; <http://twitter.com/ZaatariCamp>
 DAG Jordan

* Coloured map only reflects refugees living outside camps.