



# RAPID NEEDS ASSESMENT

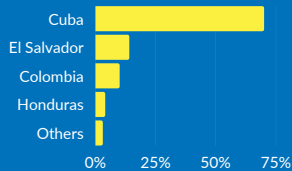
## Impact of COVID-19 on PoC from other nationalities

Costa Rica, August 2020



©UNHCR/Erick Gerstner

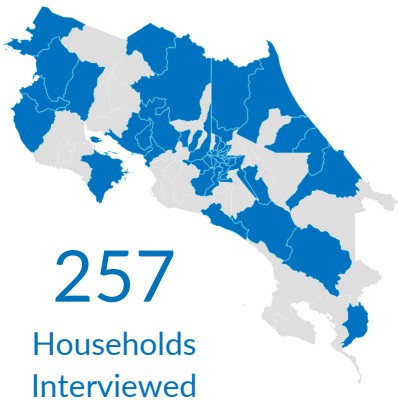
Other nationalities analyzed



### Objectives

- Assess the level of **access to basic goods and services** of Persons of Concern (PoC).
- Identify the **impact of COVID-19** and related circumstances on that access and the resulting needs.
- Identify **gaps between needs and response**, including the response from the government, UNHCR and other actors.
- Analyze existing **coping mechanisms** of households from other nationalities.

### Methodology



**Target population:** Asylum seekers and refugees from other nationalities

**Geographical coverage:** National

**Method:** Stratified Random Sampling

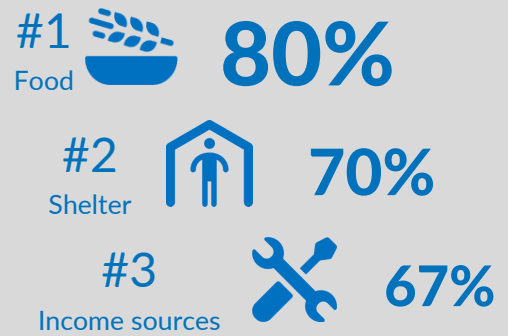
**Type of interview:** Remote (phone)

**Enumerators:** 21 UNHCR staff

**Data collected:** 3 Aug- 5 Aug 2020

### Perceptions of priorities

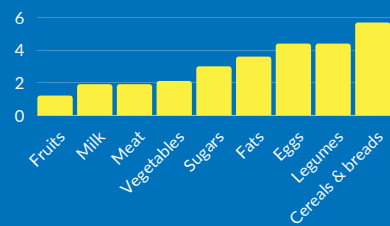
The three main needs perceived by the surveyed households are:



### Food Security & Nutrition

Before the COVID-19 pandemic, only **30%** of households consumed 2 meals a day while **59%** consumed 3 meals. → Now, **48%** of households report having 2 meals a day, while only **22%** consume 3 meals.

Food types by days consumed per week



### Shelter

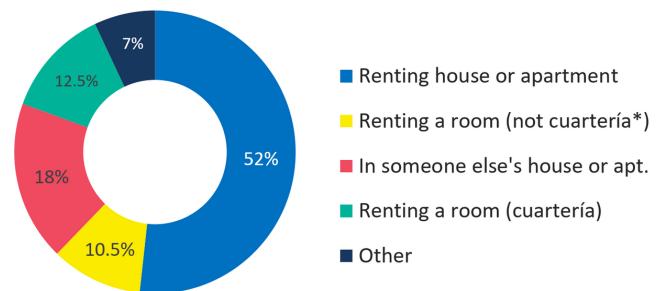
**15%** do not have a place to stay next month, and **31.5%** are unsure whether they will have one.

**44%** → **84%**

Have changed their place of residence since the start of the pandemic

Of these, 84% stated their inability to pay rent as the main reason

### Current type of housing



### Sources of income

Before the COVID-19 pandemic, **65%** of the surveyed households reported having a paid job as their main source of income. Under COVID-19, this has reduced to **46%**.

**92%**

of those with paid jobs before the pandemic experienced a change in their work conditions as a consequence of the pandemic

Of which



\*"Cuarterías" refer to a type of housing where rooms in an apartment/house are rented individually, leading to various family groups living in a same apartment and sharing common areas, in most cases with sub-standard living conditions.

## Protection

- Only **2%** of households have had a family member return to their country of origin since the start of COVID-19 and **11%** of the households have at least one member who is considering returning. The main reasons given are reduced access to income in Costa Rica and lack of access to food.
- Of households where at least one family member has considered returning to their country of origin, **48%** would plan to return to Costa Rica within the next year.

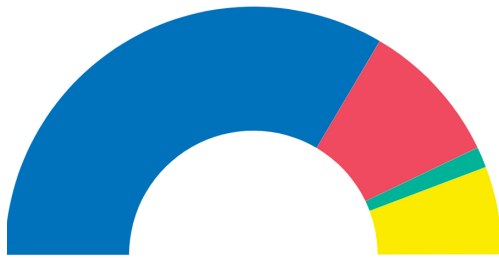
- 75%** of households do not plan to return to their country of origin in the near future, most for fear of threats or violence and lack of job opportunities.

Of which



- 16 households (**6%**) reported that a relative in their country of origin had attempted to join them in Costa Rica since the border closure, but only 1 was successful.

Insurance modality of insured heads of households (44% of total)



- UNHCR-CCSS (67%)
- By employer (18.8%)
- Voluntary modality (2.7%)
- Other (11.5%)

## Health

**42%** of the households required medical services from the outset of the COVID-19 pandemic.



Of these, **46%** experienced limitations in access, mainly due to lack of affiliation to the national health system.

**55%**

of heads of households lack health insurance under COVID-19

## WASH

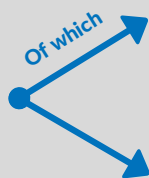
**91%** of the households have access to potable water whenever they need it.

**93%** of the surveyed households responded that household members wash their hands regularly with both soap and water. Over **19%** regularly use hand sanitizer.



## Assistance under COVID-19

**47%** of households have received some form of assistance since the outset of the COVID-19 pandemic



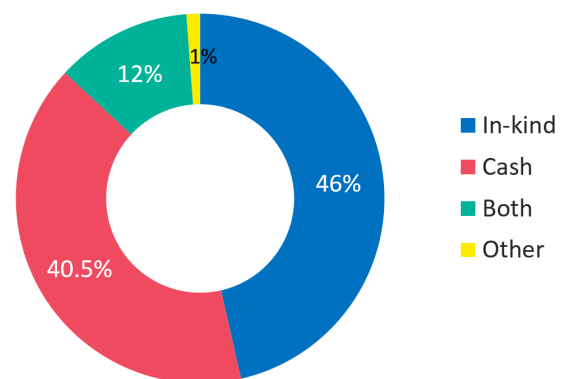
**44%**

received assistance from NGOs and/or the UN agencies

**31%**

received assistance from the government (mainly food items)

Assistance provided by the Government and NGOs/UN



## Education & Telecommunications

**90%** of households with school-aged children have access to educational materials or activities, out of which **70%** have received virtual classes.

**18%** of households do not have access to the internet. Of the households that have access, most use mobile phones to access the internet.

**10%**

Out of school children