

# COVID-19 VACCINATION IN COSTA RICA

Analysis of access by asylum seekers and refugees  
 Persons over 60 years of age

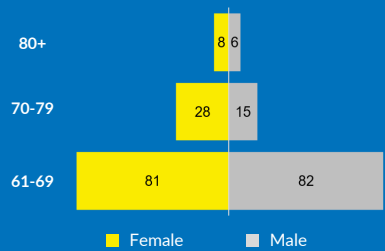
May - June, 2021

## General information on the survey

Data collection for this analysis was conducted remotely from 6 May to 7 June 2021, using as a sample a total of **220** persons, all **asylum seekers and refugees** aged 60 and over. The sample was obtained randomly from UNHCR's database (proGres v.4), ensuring a representative sample of the registered population.

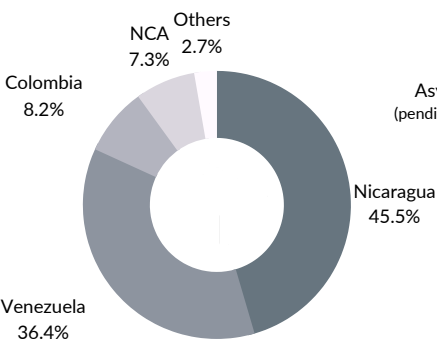
The age group of **60 years and over** was selected because, during this period and according to the Government of Costa Rica's vaccination plans, it corresponded to the group that was being vaccinated throughout the country.

Number of respondents by age group and gender

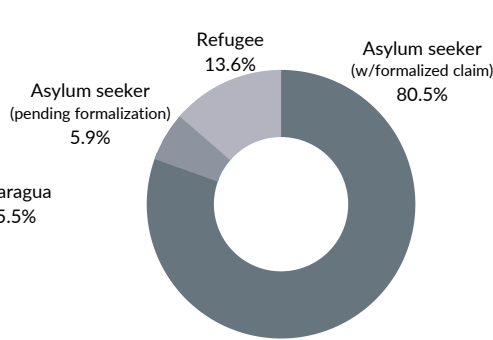


## Characteristics of the surveyed population

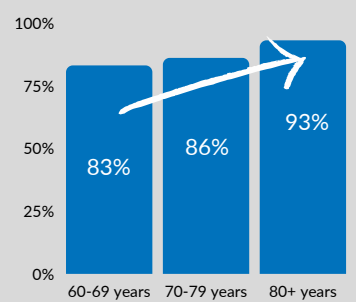
Distribution of respondents by country of origin



Distribution of respondents by current legal status



Proportion of respondents with medical conditions and/or disabilities by age group



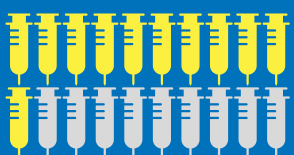
The vast majority of respondents (**84%**) have one or more medical conditions and/or disabilities. As can be seen in the graph above, this proportion increases with age.

## Population vaccinated against COVID-19

More than half of the respondents (**54%**) have already received at least the first dose of the vaccine against COVID-19. This percentage drops to **39%** for the population living in Costa Rica's Northern Zone and rises to **56%** for the rest of the population.


**54%**

Have received at least one dose of the COVID-19 vaccine



**41%**

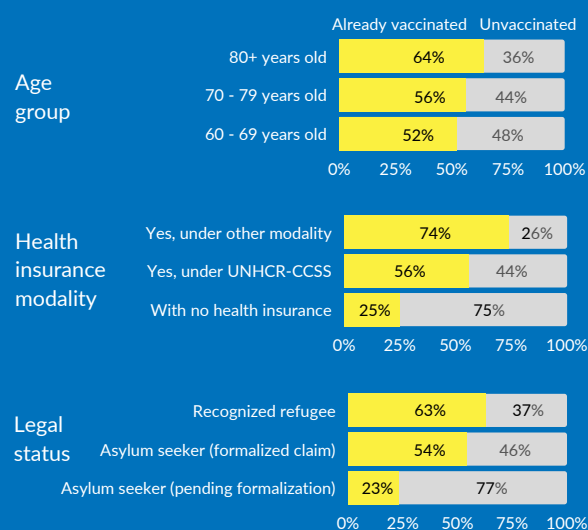
Have received only one dose of the vaccine (which represents 21.8% of total respondents)



**59%**

Have received both doses of the vaccine (which represents 31.8% of total respondents)

Percentage of persons vaccinated according to their age, insurance modality and legal status



## Population not yet vaccinated against COVID-19

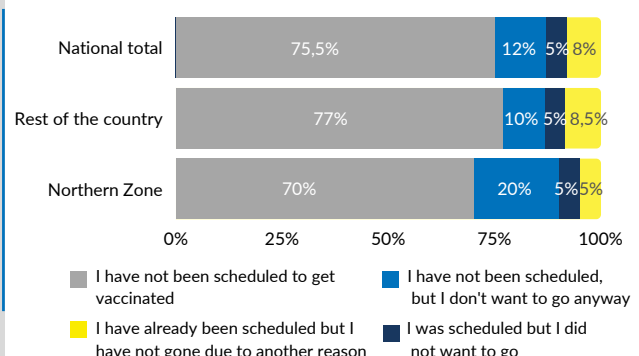
**46%** of the respondents have not yet been vaccinated against COVID-19, the vast majority because they have not been called to schedule their appointment or because they do not want to get vaccinated.

**17%**  
Don't want to get vaccinated

**75.5%**  
Haven't been scheduled

As per the graph to the right, the percentage of those who have not been vaccinated because they do not want to do so is significantly higher in the Northern Zone (**25%**) compared to the rest of the territory (**15%**).

Reasons why respondents have not yet been vaccinated



## Reasons why respondents do not want to get the COVID-19 vaccine

The most common reasons people mentioned why they do not want to get vaccinated are:

**#1 Distrust or fear of the vaccine (65%)**

**#2 Side effects (53%)**

**#3 Allergies or specific medical conditions (23.5%)\***



Given the high percentage of people who currently distrust or fear the COVID-19 vaccine, it is essential to strengthen information campaigns in this regard, particularly in the Northern Zone of the country, where the percentage rises to **80%** of the population without intention to get vaccinated.

\* Percentages based on the individuals who said they had no intention of getting vaccinated.