

BRAZIL

Venezuelan Migration in Brazil:

Socio-economic and vulnerability
profiling of Persons of Concern in
Pacaraima, Boa Vista and Manaus

July 2019



**UNHCR
ACNUR**
Agência da ONU para Refugiados



Fundo de População
das Nações Unidas

REACH Informing
more effective
humanitarian action



União Europeia

Cover photo: Brazil. Life in Rondon 3 refugee camp. ©UNHCR 2019

About REACH

REACH facilitates the development of information tools and products that enhance the capacity of aid actors to make evidence-based decisions in emergency, recovery and development contexts. The methodologies used by REACH include primary data collection and in-depth analysis, and all activities are conducted through inter-agency aid coordination mechanisms. REACH is a joint initiative of IMPACT Initiatives, ACTED and the United Nations Institute for Training and Research - Operational Satellite Applications Programme (UNITAR-UNOSAT). For more information please visit our website: www.reach-initiative.org.

You can contact us directly at: geneva@reach-initiative.org and follow us on Twitter @REACH_info.

CONTENTS

List of Acronyms	4
List of Figures, Tables and Maps	4
INTRODUCTION	5
Complementary Resources	6
METHODOLOGY	7
Sampling strategy	9
Data collection methods	12
Analysis	12
Challenges and limitations	12
FINDINGS	14
Demographic Profile	14
Socio-economic Profile	16
Differences in living conditions between Venezuelans living in <i>abrigos</i> and in host communities.....	18
Shelter types	18
Accommodation issues.....	19
Differences in access to services between Venezuelans living in <i>abrigos</i> and in host communities.....	20
Donations and humanitarian assistance	20
Access to education	20
Access to healthcare	22
Access to social services.....	23
Priority needs	25
Factors contributing to increased vulnerability.....	26
Vulnerability indicators.....	26
Coping strategies	29

Linking vulnerability to protection risks.....	30
Local integration and peaceful coexistence.....	32
CONCLUSION	35
ANNEXES	36

List of Acronyms

CCCM	Camp Coordination and Camp Management
DTM	Displacement Tracking Matrix
FGD	Focus Group Discussion
HH	Household
IOM	International Organization for Migration
KI	Key Informant
POC	Person of Concern
UNHCR	United Nations High Commissioner for Refugees

List of Figures, Tables and Maps

Table 1: Number of interviews conducted per geographic location	9
Table 2: Average respondent age and household size, as well as proportion of female vs. male respondents	14
Table 3: Proportion of households with at least one member having attained each level of education ..	16
Table 4: Typology of income sources practiced by households*	18
Table 5: Proportion of households reporting experiencing shelter issues.....	19
Table 6: Proportion of households with school-aged children reporting having experienced difficulties enrolling their children into school	21
Table 7: Proportion of households with at least one member having accessed a medical facility in the 3 months prior to data collection	22
Table 8: Proportion of households having faced challenges regarding access to healthcare, out of the households having accessed healthcare in the 3 months prior to data collection”	22
Table 9: Dependency ratio vs. proportion of households with a working-age seeking employment vs. sending remittances.....	27
Table 10: Proportion of households reporting being indebted vs. being confident their monthly income can sustain them for the rest of the year	27
Table 11: Proportion of households with at least one working-age household member experiencing labour exploitation or work-related injury.....	29
Table 12: Proportion of households reporting difficulties accessing services*	31
Table 13: Types of community support, reported by households that had received community support	33
Figure 1: Household age composition	15
Figure 2: Proportion of households with at least one household member identifying as indigenous.....	15
Figure 3: Average length of stay of households in their current location at the time of data collection ...	16
Figure 4: Proportion of households reporting monthly household income is steady	17
Figure 5: Proportion of households reporting at least one household member generating income.....	17
Figure 6: Proportion of households living in each shelter type.....	19
Figure 7: Sources of charitable donations, reported by households having received donations in the past month	20
Figure 8: Proportion of households with school-aged children reporting at least one child not enrolled in school.....	21
Figure 9: Number of households reporting having one or more household members with (1) special physical health needs and (2) special mental health needs, and the number of households reporting these members receiving adequate care.....	23
Figure 10: Proportion of households reporting having accessed social services	23
Figure 11: Proportion of households reporting having experienced difficulties accessing services.....	25
Figure 12: Most commonly reported priority needs of households, per location and shelter settings	26
Figure 13: Average monthly income (in BRL) per household member, relative to the poverty line per household member	28
Figure 14: Proportion of households reporting having received support from neighbours and community members	32
Figure 15: Proportion of households reporting having participated in local events*.....	33
Map 1: Assessment coverage	8

INTRODUCTION

Venezuela has faced a period of prolonged social, economic and political instability that has resulted in the displacement of a significant proportion of its population to neighbouring countries. As of July 2019, it is estimated that over 4,054,000 Venezuelans have left the country and approximately 168,357 have either requested asylum or temporary residency in Brazil, mainly in Roraima state and progressively in the city of Manaus in Amazonas state.¹ The Federal Government of Brazil initiated an emergency response in April 2018 to support the state of Roraima as it dealt with the influx of Venezuelans across its northern border and has begun expanding this response to include the city of Manaus since June 2019. The resulting response and coordination structure known as “Operação Acolhida” has instituted a number of programmes in Pacaraima (the border town with Venezuela) and Boa Vista (capital city of Roraima, located 214 km from the border), among which are shelters for asylum seekers and migrants², registration and documentation service centres, as well as a voluntary relocation initiative - Interiorização (*Interiorisation*) - to help reduce the floating population in border regions. The expansion of the response to include Manaus acknowledges the growing importance of Manaus for Venezuelan PoCs and ensures that the operation covers a key economic powerhouse in the Amazon region and a primary gateway from the northern border with Venezuela to the rest of Brazil.

This report focuses on three of the most important cities that have been at the centre of the arrival and internal relocation flows of Venezuelan asylum seekers and migrants; Pacaraima (RR), Boa Vista (RR) and Manaus (AM).

Each urban location in which this research was conducted occupies a unique position in the flow of Venezuelans crossing the border into Brazil in terms of their geographic location, socio-economic context, and humanitarian response infrastructure. As a result, each environment poses both challenges and opportunities for Venezuelan asylum seekers and migrants in unique ways. Not only is there limited information on the profiles of arriving Venezuelan Persons of Concern (PoCs), but so too is there a gap in the understanding of humanitarian actors in terms of how they are serviced and impacted by the environments in which they live. As the situation in Venezuela continues into a fourth year³, so too does the likelihood of a prolonged displacement of Venezuelans in Brazil. The focus of the response is therefore going to need to adapt to address longer-term challenges of social and economic integration.

Considering this progressive and ongoing need to adapt, a baseline dataset that provides a representative overview of the profiles of Venezuelan asylum seekers and migrants across the three geographic locations, and within each location between those directly supported in shelters (also known as “abrigos” set up and managed by humanitarian actors and the Federal Government through the Brazilian Army as well as State and Municipal authorities) and PoCs living independently in host communities, is increasingly critical to inform future decision-making.

This research thus undertakes an area-based approach with the aim of increasing the understanding of humanitarian actors of the living conditions, primary needs, vulnerabilities and coping strategies of Venezuelan asylum seekers and migrants living in host communities and *abrigos*⁴ managed by humanitarian actors in city neighbourhoods across Boa Vista, Pacaraima and Manaus. This assessment aims to:

- a. Facilitate the identification of marked differences in socio-economic and vulnerability profiles amongst different groups of Venezuelan PoCs;
- b. Indicate relevant trends, as well as challenges and opportunities for local integration and durable solutions; and
- c. Enable informed prioritisation of humanitarian support.

¹ Available at: <https://r4v.info/es/situations/platform>

² Venezuelans arriving in Brazil are eligible to apply for asylum (involving the receipt of documentation to reside and work in Brazil for up to 1 year) or for temporary residence (involving the receipt of documentation to reside and work in Brazil for up to 2 years). UNHCR defines **Asylum Seekers** as: *Someone whose request for sanctuary has yet to be processed*, and **Migrants** as: *Individuals who move, usually across an international border, to join family members abroad, search for a livelihood, escape a natural disaster, or for a range of other purposes*. (UNHCR Emergency Handbook)

³ <https://www.reuters.com/article/us-venezuela-migration-un/venezuelan-migrant-exodus-hits-3-million-un-idUSKBN1ND25M>

⁴ Abrigos refers to centres set up and managed by UNHCR with the support of humanitarian partners. For the purposes of this research we will be referring to those living in abrigos as PoCs living within these centres.

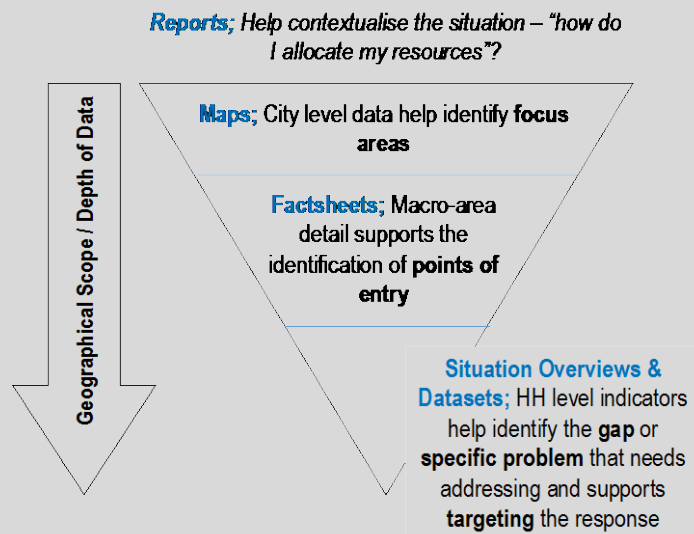
This report provides a detailed description of the methodology and why it was chosen, and then outlines the key assessment findings based on a comparative analysis of the situation of PoC households living in *abrigos* and host community settings in Pacaraima, Boa Vista and Manaus. Findings are reported in terms of demographic and socio-economic characteristics, access to basic services (i.e. health, education, and social support), priority needs, vulnerability factors and coping strategies, the potential implications of existing vulnerabilities for the protection outcomes of Venezuelan asylum seekers and migrants, and local integration and peaceful coexistence.

Complementary Resources

This report is one of a number of products released by REACH as part of its 2019 research. With the situation shifting towards longer term trends in which PoC progressively disperse and integrate into host communities, an operating environment is emerging in which PoCs are much harder to identify. This requires a more systematic approach that not only collects representative qualitative data such as that which informs this report, but provides a structure by which the data can be visualized at a geographic level that is more relevant to humanitarian decision-making.

As a result, REACH used an Area-Based Approach (ABA) that framed both this specific research and its other 2019 research pillars. As such it is recommended that this research be leveraged in tandem with the work conducted to map ‘community’ geographic units within neighbourhoods as well as the behavioural patterns of a given community when accessing local public services. This will enable readers to leverage the quantitative data provided here to identify trends and gaps, whilst also identifying entry-points for the delivery of aid services via public and private service providers, community groups or civil society associations. The diagram below is designed as a suggestion for how readers can approach each product and internalise the findings presented in each.

Figure 2: Product use-case scenario



REACH has published a number of **Factsheets**, **Situation Overviews**, and **Maps** that, once validated for public use, will be made available through UNHCR and the REACH Resource Centre⁵.

⁵ <http://www.reachresourcecentre.info/>

METHODOLOGY

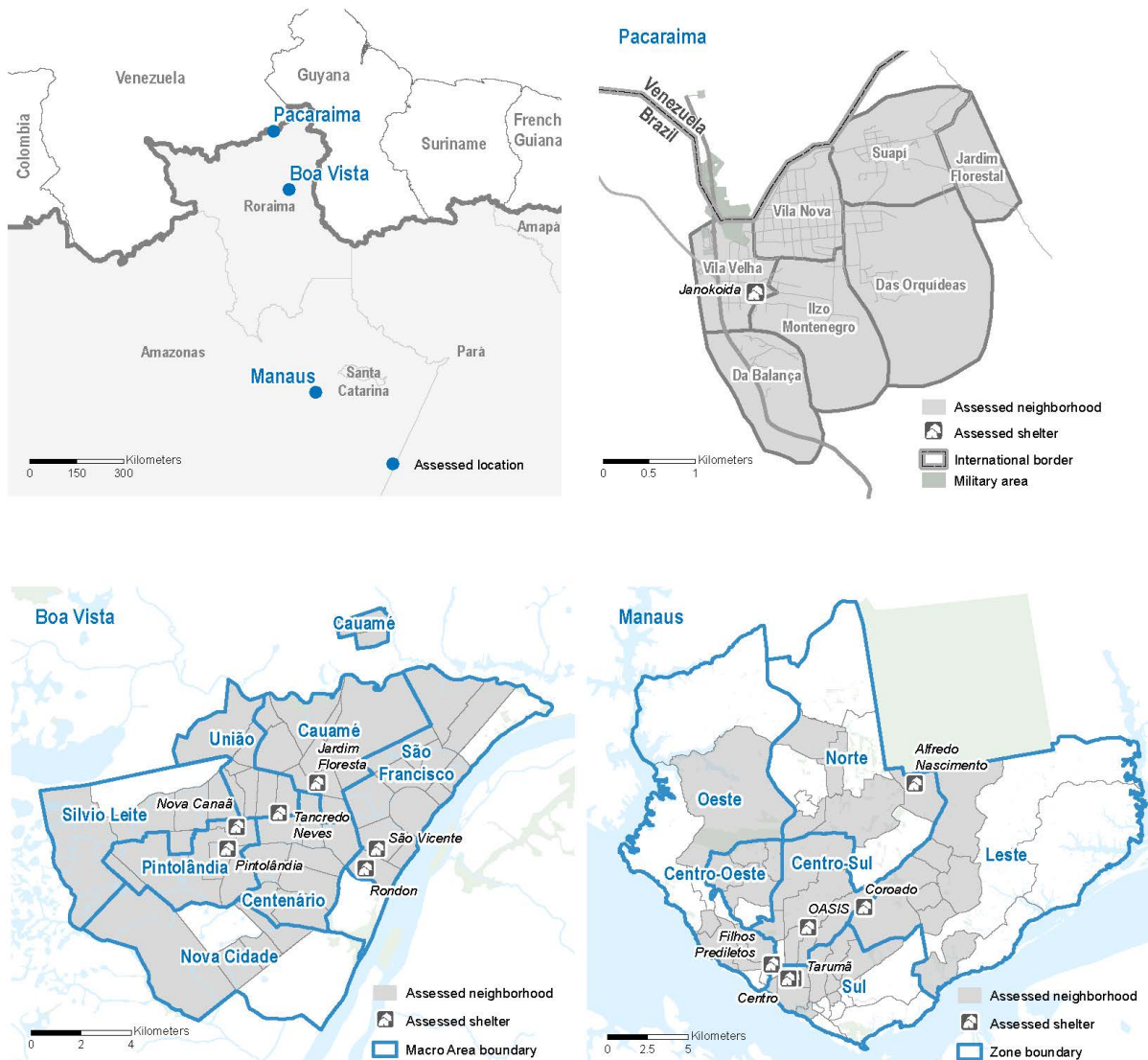
Utilising an Area-Based Approach, REACH collected localised information on the situation of Venezuelan Persons of Concern (PoCs) living in *abrigos* and independently within host community contexts in each of the three geographic locations (Pacaraima, Boa Vista and Manaus). The research consisted of both qualitative and quantitative primary data collection methods including:

- **Household interviews (HHIs)** with Venezuelan populations within *abrigos* and host communities, with sampling design intended to generate results representative at a 95% level of confidence and 10% margin of error, in order to understand trends on living conditions, needs and vulnerabilities, as well as a tool for comparing these two different contexts.
- **Focus Group Discussions (FGDs)** with Venezuelans PoCs aiming to explore in greater detail the factors driving trends identified through HH interviews.
- **Key Informant interviews (KIs) with Brazilian host community members** to be triangulated with FGDs and aiming to assess perceptions and interactions by the host community with migrants and asylum seekers, in order to understand changes and trends on peaceful coexistence, across the different areas of the cities.
- **KIs with service providers** (health, education and social services), to understand the extent to which Venezuelans have access to service facilities, the difficulties faced by asylum seekers and migrants to access services, as well as strategies developed by service providers at the frontline of the humanitarian influx.
- **KIs with Venezuelan community promoters** aiming to identify key gaps on access to services and livelihood opportunities.

Using this mixed methods approach this research gathered data to answer the following research questions:

- What are the socioeconomic conditions and vulnerabilities of Venezuelans living inside *abrigos* and in host communities?
- What are the differences in living conditions and vulnerabilities between Venezuelans living in host communities (those living in rented housing, makeshift shelters and on the streets) across different geographic locations?
- What factors influence their vulnerabilities?
- What are the most prevalent factors identified within vulnerability profiles that could potentially lead to protection risks, if any, for Venezuelan asylum seekers and migrants living inside *abrigos* and in host communities in assessed areas?
 - How does this vary based on their living conditions (i.e. accommodation arrangements) or socio-economic profiles?
 - How does this vary based on geographic locations?
 - What other factors influence potential protection risks?
- What are the primary needs of Venezuelans living inside *abrigos* and in host communities?
 - Does the needs change according to their living conditions (accommodation arrangements) or geographic locations?
 - Do needs change substantially over time?
 - How do needs differ between Venezuelans living in *abrigos* as opposed to those residing in host communities?
- What are the main coping strategies (related to livelihoods, housing conditions, and emergency needs) used by Venezuelans both in *abrigos* and living in host communities and how do they differ?
- What factors contribute to or hinder the strengthening of Venezuelan local integration and peaceful coexistence in assessed areas?
- What services are Venezuelans most in need of in assessed areas, and which available services are reportedly lacking and/ or difficult to access?
- What are the main concerns of Venezuelans regarding access to livelihood opportunities in assessed areas? How does this differ between different geographic locations?

Map 1: Assessment coverage



Household (HH) surveys

Household surveys were designed to provide results that are generalizable to the population in each stratum with a 95% level of confidence and 10% margin of error. HH samples were stratified by geographic location, with a sub-stratification based on whether a HH was living in *abrigos* or host community contexts at the time of research.

Host Community contexts

As there was limited up-to-date information on the number of Venezuelan asylum seekers and migrants living in host communities, the sample for the non-*abrigo* based segment of the research assumed an infinite population for across all three geographic locations. At least 96 HH interviews were thus conducted per stratum, allocated via random GPS points and proportionally distributed at the neighbourhood level as defined by the local municipality, to ensure that each neighbourhood is represented proportionally to the reported concentration of Venezuelan PoCs living within it.

Abrigos

In the case of Venezuelan PoCs living in *abrigos* managed by humanitarian actors, the sample size was calculated using the most recent official population data provided by UNHCR and/or its CCCM partners. At each site lists were used to randomly select tent numbers which guided enumerators towards the household to be surveyed.

FGDs

Data collection also included conducting at least 6 FGDs at each location with Venezuelan asylum seekers and migrants. FGDs were facilitated by a trained Field Officer, while a second Field Officer took notes. They were based on a semi-structured question flow that was informed by trends and issues identified from the results of the HHI.

The purpose of the FGDs was to capture in-depth analysis to help explain the identified trends and issues related to the situation and vulnerabilities of Venezuelans living in host communities. This informs our understanding of key factors driving the contexts, the most common difficulties faced, as well as coping strategies used by asylum seekers and migrants in response to key challenges.

The distribution of FGDs conducted for this assessment were organised based on the following criteria:

- Gender (ensuring women-only and mixed-gender FGDs);
- Accommodation / living conditions of PoCs in host communities (people living on streets, in makeshift housing, and those living in rented accommodation);
- Ethnicity of PoCs (focus on indigenous communities); and
- Documentation status of PoCs (focus on those with no documentation).

KI interviews

In addition to the FGDs, approximately 6 KIs with Brazilian host community leaders and up to 6 KIs with Venezuelan community promoters (often identified from volunteers of UN and local municipality outreach programmes) in each geographic stratum were conducted to provide supplementary information on aspects related to peaceful coexistence and access to services. In cases where official Brazilian neighbourhood associations were active⁶, their leaders or senior members of the association will be approached for an interview.

Approximately 6 KIs with service providers (such as health, education, social services) were also conducted to collect information on key factors obstructing or facilitating the Venezuelan population's access to these services, the impact of the current population influx on service provision and the main coping strategies implemented by basic service facilities as they absorb the increased demand for their services.

Key Informant interviews were conducted using a combination of a Kobo form and paper-based notes. Notes taken by the interviewing assessment officer were subsequently debriefed into the KoboCollect questionnaire and uploaded to the Kobo server.

Sampling strategy

Table 1: Number of interviews conducted per geographic location

Research Timeframe	Type	Shelter settings (for HHIs) and type of KIs (for KIIs)	# of interviews
Boa Vista			

⁶ Neighbourhood associations are entities made up of neighbourhood residents with the work to improve living conditions at local level. These associations aim to identify local problems related to issues such as infrastructure, security, education, health to name a few, and articulate with government agents to implement solutions.

15 th - 24 rd April	HHI	<i>Abrigos</i>	224 (across 7 shelters) total ⁷	95 representative sample
25 th April - 20 th May	HHI	Host communities	239 (across 56 neighbourhoods) total	97 representative sample
July	FGDs	All		14
May - June	KII	Service providers		13
May - June	KII	Brazilian community members		5
May - June	KII	Venezuelan community members		4
Manaus				
26 th April – 6 th June	HHI	<i>Abrigos</i>	122 (across 6 shelters) total	86 representative sample
29 th April – 6 th June	HHI	Host communities	239 (across 39 neighbourhoods) total	96 representative sample
June - July	FGDs	All		8
May – June	KII	Service providers		9
May – June	KII	Brazilian community members		4
May – June	KII	Venezuelan community members		4
Pacaraima				
5 th – 6 th June	HHI	<i>Abrigos</i>	86 (in Janokaida only) total	86 representative sample
21 st May – 7 th June	HHI	Host communities	208 (across 7 neighbourhoods) total	96 representative sample
July	FGDs	All		6
June - July	KII	Service providers		6
June - July	KII	Brazilian community members		3
June - July	KII	Venezuelan community members		3

Household Surveys

Host Community contexts

REACH overlapped GIS data collected through Activity 1901⁸ across neighbourhoods, with secondary data such as that provided by IOM's heat map on the urban concentrations of Venezuelans available in its DTM. Each of the neighbourhoods were then ranked into groups (high / medium / low or just high / low depending on availability of relevant data) based on the concentrations of Venezuelans identified in the geo-spatial analysis. On the basis of this ranking neighbourhoods were weighted for randomly selected GPS points with known high concentration neighbourhoods weighted with x3 more GPS locations than those with low PoC concentration neighbourhoods and x2 more GPS locations if considered medium concentration neighbourhoods.

GPS points were allocated using a random point generator tool in the GIS software suite.

To select survey respondents, the enumerator identified Venezuelan residents of a given neighbourhood through conversations with locals identified at each randomly allocated point. Once an interviewee was identified and the interview completed, the enumerator asked the individual if they generally knew of other Venezuelan households within a maximum radius of 300m (ca. the distance of one block) from the

⁷ In addition to the representative sample for each stratum, where possible enumerators conducted interviews with female-headed households (FHH) and households with school-aged children (HHwSC), to provide an insight into the specific situation of these households. The total number of interviews indicated in Table 1 above includes interviews conducted with FHH and HHwSC specifically. Data from these interviews was analysed and used in the Situation Overview reports produced by REACH for each of the three geographic locations, in conjunction with this report, but was not used in this report. The findings presented in this report are therefore only based on data from the representative sample for each stratum (households living in *abrigos* or host community settings in each of the three cities (Pacaraima, Boa Vista, and Manaus)), without further disaggregation for FHH or HHwSC.

⁸ Maps with reported information from key informants in neighborhoods of Boa Vista.

location of the interview. The enumerator did not ask to have a specific individual identified for them but rather requested the interviewee to indicate the direction in which they could find other potential interviewees. In those cases where the interviewee acknowledged that other Venezuelan PoCs lived in a specific direction the enumerators proceeded in that direction up to a maximum distance of 300m / one block (whichever comes first). To ensure that any semblance of snowballing was avoided, the enumerators were trained to ask whether the interviewee has family in the direction they mentioned. In cases where that was indeed the case, then a second survey was not conducted and the enumerator moved to the new GPS location in their sequence. As such, at each random GPS point, a maximum of two surveys were collected.

Additionally, surveys were conducted at locations where Venezuelan populations were noted to gather / converge (markets, parks, transportation hubs, etc). The purpose of including this sampling strategy was to ensure that those living in makeshift accommodations and homeless populations were included in the survey to the greatest degree possible. The concern was that undertaking street-level sampling might risk missing out these more transient communities, given the greater degree of ease associated with finding households who are resident in permanent accommodation. This methodology involved attending a location and randomly sampling Venezuelan attendees to that location over a fixed period of time.

Abrigos

REACH requested a master list of households resident within each *abrigo* from the relevant site manager (CCCM). The requested dataset required the following anonymized fields:

- Tent location (Sector / Tent Number) to facilitate locating selected households;
- Household composition (number of household members, age, sex, focal point y/n);
- Individual and/or Group ID – to facilitate secondary data verification to ProGress dataset (if necessary).

The dataset from each *abrigo* was merged into one master list. Each household within the master datasets were allocated a consecutive number and households were selected using a random number generator.⁹ The number of samples per *abrigo* was weighted according to the proportion of residents in each site.

Key Informant Interviews

Key informants representing service providers from health, education and social assistance were selected on the basis of their ability to provide a contextual overview of public services at least at a ‘macro-area’ / ‘zone’ level within each city. The selection of interviewees was based on their position as mid-level public managers, with the assumption that at that level they could provide a comprehensive overview of the reality of the services on the ground (described by service providers as the “street-level bureaucracy”), as well as the dynamics and common trends across wider areas of the city. The majority of KIs identified were also chosen based on their ability to provide a longer chronological perspective (generally of about 1 year) of how service provision changed over time.

REACH sought to select active Venezuelan community promoters or at a minimum individuals that demonstrated a high level of engagement in support to response initiatives targeting their communities. To this end, wherever possible REACH sought to speak primarily with participants of existing outreach programmes, led by UNHCR and its partners. The research prioritised community promoters from different areas of the city so as to facilitate a more holistic understanding.

Brazilian community leaders were selected as KIs from as diverse a geographic coverage of neighbourhoods as possible in each city. REACH particularly targeted presidents of active neighbourhood associations where these were active and well-regarded by the local community.

Focus Group Discussions

FGDs were conducted in each of the three cities by targeting around 6 to 10 individuals representing different households that were available and willing to dedicate a couple of hours to be interviewed. Participants were identified through a snowballing process by visiting places of convergence identified during the HHI stage of the research. During this selection process field teams prioritised the selection of those that had not been interviewed during HHI data collection rounds. Wherever logistical challenges

⁹ <https://www.random.org/>

permitted FGDs included representatives from different areas of the city and where relevant with different profiles (age, gender, household type, etc.) as way of ensuring a more representative sample.

In each location REACH sought to achieve the following FGDs:

- **Women only FGDs (x2)** with individuals living in shelters (x1) and in host communities (x1).
- **Abrigo representatives (x1)** with a randomly selected group of at least 6 individuals (m/f) identified as ‘individuals highly engaged in the daily-life of the shelter community.
- **FGD by accommodation type (x3)** with a randomly selected a group of at least 6 individuals (m/f) that live in the same accommodation type. The three groups targeted were: i) shelterless PoCs; ii) PoCs living in spontaneous settlements or land occupations; iii) PoCs living in rented houses.
- **Documentation status (undocumented) (x1)** with a randomly selected group of at least 3 individuals (m/f) that all share the same undocumented status; i.e. not having any registration documentation with UNHCR, nor an asylum permit, nor a temporary residency permit.
- **Indigenous FGD (x1)** with a randomly selected group of at least 3 individuals (m/f) that all identify as members of the same ethnically indigenous group.

Data collection methods

All interviews conducted as part of this research were performed face-to-face using a structured questionnaire (HHIs) or semi-structured questionnaire (KIs and FGDs). Data from HHIs and KIs was logged on mobile devices using KoboCollect as the default data collection tool. Once interviews were conducted and the forms were finalised by enumerators, these were uploaded to the server and deleted from the device.

All FGDs involved 2 field officers. One officer mediated the conversation whilst the other was in charge of taking notes of the information shared by PoCs. All data collected was debriefed in apposite debriefing tools in excel. The debriefing process involved the field officers reviewing answers to questions together with an assessment officer that had not participated in the interview.

Analysis

Analysis was undertaken per geographic area stratifying for *abrigo* and non-*abrigo* populations, using Excel Power BI.

Challenges and limitations

Throughout the data collection and analysis processes certain limitations of the research were identified and are listed below:

- Security concerns for enumerator teams particularly in Manaus meant that some neighbourhoods of the city had to be left out of the research cycle. This particularly affected the ability of the team to cover those neighbourhoods with informal / ‘favela’ type living conditions. To establish whether an area was safe or not the teams would meet with the Distrito Integrado de Policia (DIP) and seek their advice. DIPs are public facilities managed by the State of Amazonas where Military Police and Civil Police work together to ensure security. Data collected from DIPs informed the safety and security maps developed for the Factsheets produced in Manaus.
- Due to the requirement to obtain due authorisation to conduct interviews with certain public managers (particularly those in more ‘sensitive’ positions related to education and social assistance secretariats), some interviewees that were earmarked to be interviewed as KIs eventually could not participate due to other commitments. In some cases, these represented those best positioned to provide a holistic overview of their particular departments.
- The methodology of using random GPS locations and identifying individuals willing to participate in a HHI at each point represented a major challenge with respect to maintaining a consistent pace of work. As such the interview process often lasted significantly longer than anticipated. In those neighbourhoods where both the overall population density and the concentration of Venezuelan PoCs was high – the process could be implemented more smoothly. Due to time constraints associated with the project particularly in Manaus and Pacaraima the enumerator team relied more heavily on completing the necessary number of final interviews by interviewing randomly sampled Venezuelan PoCs at places of convergence across the city.
- In the absence of reliable population data for the PoCs living in host community settings, it was not possible to weight the *abrigo* and host community samples and aggregate findings at

geographic location level (i.e. for *abrigo* and host community populations overall), nor aggregate findings for host community populations overall, across the three geographic locations. All findings are therefore reported for the six strata independently.

FINDINGS

Demographic Profile

Respondents

This section will examine the demographic profile of Venezuelan refugees and migrants living in *abrigos* and host communities in three cities in Brazil (Boa Vista, Manaus, and Pacaraima). Findings are disaggregated by shelter setting and geographic location.

Regardless of living situation and geographic location, the majority of respondents identified as female (see Table 2). Only in *abrigos* in Manaus, the proportion of female respondents was lower than the proportion of male respondents. The average age of respondents was fairly equal across strata, with the average age being in the early-to-mid thirties (Table 2). Across all strata, a slight majority of the respondents reported living together with a partner or a spouse at the time of data collection. However, the proportion of single-headed households was considerably large across all strata.

Table 2: Average respondent age and household size, as well as proportion of female vs. male respondents

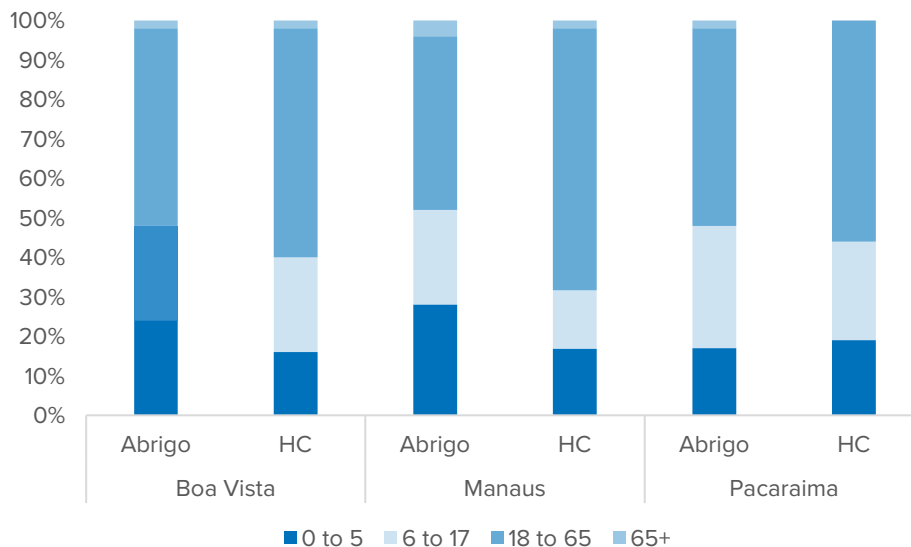
		Average respondent age	Average household size	Proportion of female respondents	Proportion of male respondents
Boa Vista	Abrigo	33,7	4,2	77%	23%
	HC	34,5	4,5	89%	11%
Manaus	Abrigo	33,1	3,9	31%	69%
	HC	32,6	4,1	59%	41%
Pacaraima	Abrigo	34,2	2,3	65%	35%
	HC	35,5	3,4	67%	33%

Households

Generally, most Venezuelans living Boa Vista, Manaus, and Pacaraima reported sharing accommodation with at least a couple of their family members; the average household sizes across strata lie between 2.3 and 4.5 (see Table 2). There is not much variance in household sizes across different strata, which might indicate that household size is no determining factor for households to either opt for living in *abrigos* or for living in the host community. Households in Pacaraima seem to be slightly smaller, this especially holds for households living in *abrigos*.

In terms of household composition, the demographic breakdown shows a relatively young population across all strata. In Manaus and Boa Vista, the proportion of children under the age of five seems to be slightly higher for populations living in *abrigos* than for populations residing in the host communities.

Figure 1: Household age composition



Greater variance can be observed when looking at households’ indigenous background. Across all three locations, the proportion of respondents indicating that at least one member of their household self-identifies as belonging to an ethnically indigenous community was much higher in *abrigos* than in host communities, with households in Pacaraima’s *abrigos* particularly likely to have members belonging to an indigenous community (see Figure 2). According to FGD participants, indigenous populations face some distinct challenges in accessing services and making a living, which will be further analysed in the sections on access to services and vulnerability profiles.

Figure 2: Proportion of households with at least one household member identifying as indigenous

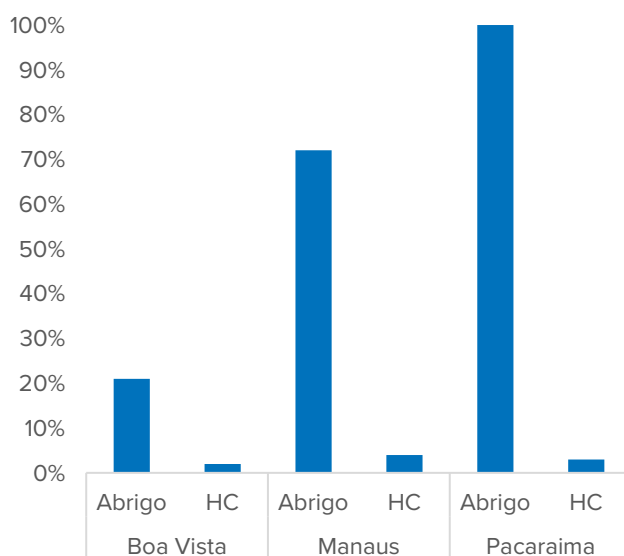
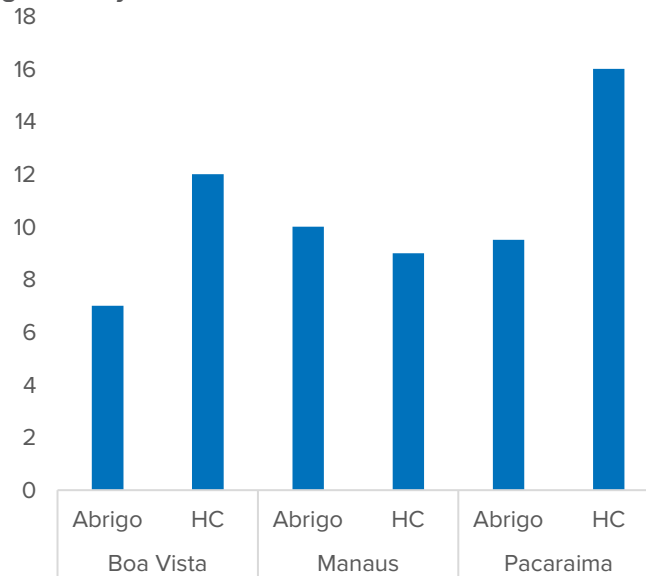


Figure 3 below shows the average length of time (in months) that households had reportedly spent in their current location at the time of data collection, with households living in the host community in Pacaraima having been staying for a relatively long time (16 months), whereas households in Boa Vista’s *abrigos* have reportedly been living in the town for a shorter period of time (7 months, on average). Importantly, these figures refer to a static point in time; this assessment did not examine the future movement intentions of households. Several KIs indicated that Venezuelan households move frequently between different cities and towns, which at times complicates service delivery (see section on access to services).

Figure 3: Average length of stay of households in their current location at the time of data collection



Socio-economic Profile

In general, most respondents reported having at least one family in their household who holds a primary or secondary school degree (Table 3). Greater variance was found between households living in *abrigos* and in the host community in Manaus respectively. Among households living in the host community in Manaus, the levels of attained education for any given household member were relatively high, with 34% of respondents stating that at least one member in their household has a university diploma, or a technical certification (25%). On the other hand, households in *abrigos* in Manaus reportedly have lower education levels, with one in four respondents stating that no household member has obtained any form of education or has only finished primary school (39%).

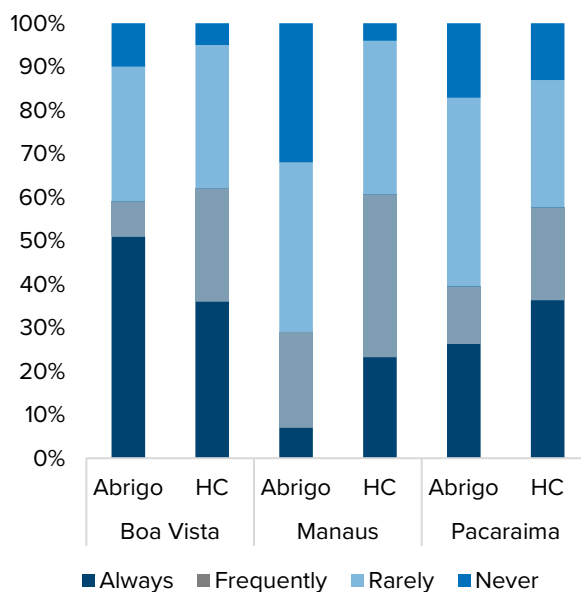
The attained education levels are important insofar that higher education levels are generally associated with better opportunities on the labour market, and hence might positively influence the employment opportunities of individuals, who might then in turn be able to better support their households.

Table 3: Proportion of households with at least one member having attained each level of education

	Technical Course	Technical Certification	University Diploma	Primary school	Secondary school	Bachelor's degree	None
Boa Vista							
Abrigo	2%	5%	12%	21%	52%	4%	4%
HC	0%	11%	17%	17%	53%	2%	0%
Manaus							
Abrigo	0%	1%	6%	39%	26%	3%	25%
HC	0%	25%	34%	1%	40%	0%	0%
Pacaraima							
Abrigo	0%	1%	6%	40%	33%	7%	14%
HC	3%	14%	14%	20%	46%	4%	0%

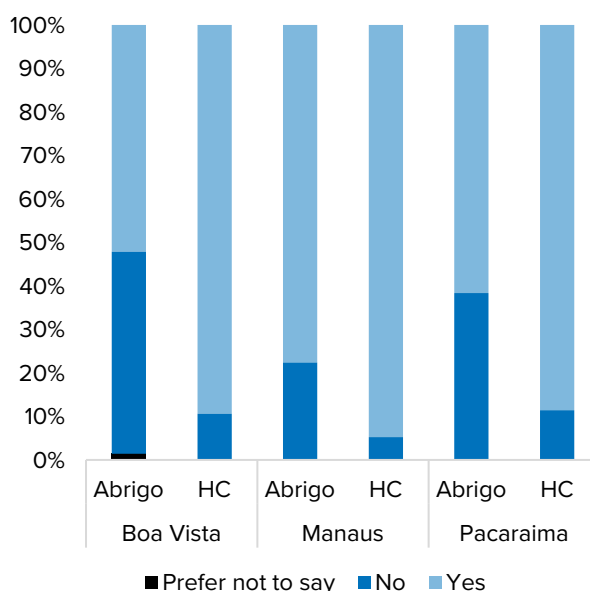
Regardless of location or shelter settings, the majority of respondents indicated that at least one member of their household was participating in a form of income generating activity at time of data collection (see Figure 5). However, for all locations, households living in the host community were more likely to have at least one member earning an income than households living in *abrigos*. In Boa Vista, a majority of respondents indicated that, per month, their household's income was always or frequently steady. In Manaus, households were least likely to have a steady monthly income, particularly the ones living in *abrigos*: only 7% of them reportedly had a steady monthly income at the time of data collection.

Figure 4: Proportion of households reporting monthly household income is steady



Despite many households having at least one member participating in income generating activities, a majority of respondents reported that there were members in their household (18+) that were actively searching for employment at the time of data collection. This is true for households across geographic locations and there are no notable differences between households living in host communities or in *abrigos*. In Manaus, children (boys and girls, 6-17 years old) were reportedly working to support their households, most of these children lived in *abrigos*. These reports are specific to Manaus; there were no reports of children working in Boa Vista, and one child was reportedly working in Pacaraima at the time of data collection.

Figure 5: Proportion of households reporting at least one household member generating income



Moreover, even though many households reportedly have at least one member who participate in income generating activities, only a few respondents reported that these activities concern formal or secure jobs. Instead, the majority of people who generate an income seem to be either self-employed, have regular but uncontracted jobs, or work informal day-to-day jobs. The proportions of households with at least one member who has a formal job are particularly low for households living in *abrigos*: only 2% of respondents in shelters in Pacaraima and 3% in Manaus reportedly have family members in formal employment (as opposed to 15% and 12% in the host community, respectively). Low rates of formal employment across

these communities might explain why households living in *abrigos* in Manaus (85%) and Pacaraima (23%) commonly report members begging for money.

It is likely that households' shelter settings both directly impact and are impacted by their income generating opportunities. FGD participants in shelters revealed that a lack of income and livelihood opportunities was one of the main reasons for them to search for shelter provided by humanitarian actors, instead of finding accommodation in the host community. At the same time, however, by opting for this type of shelter, they felt that they effectively minimized their chances of finding employment, many indicating that the distances between *abrigos* and work places were long and access to transportation was limited. Moreover, some participants hinted that the fact that they did not have any recommendations from host community members notably limited their chances of finding employment, indicating that the distance between *abrigos* and host communities likely has a negative impact on employment opportunities on different levels.

Table 4: Typology of income sources practiced by households*

	Boa Vista		Manaus		Pacaraima	
	Abrigo	HC	Abrigo	HC	Abrigo	HC
Formal	11%	14%	3%	15%	2%	12%
Self-employed	57%	29%	36%	29%	65%	40%
Uncontracted (steady employment)	34%	24%	12%	24%	29%	43%
Informal/day labour	40%	57%	17%	37%	37%	43%
Begging	5%	0%	85%	3%	23%	0%
Benefits	23%	12%	47%	7%	8%	4%
Other	1%	0%	n/a	n/a	0%	6%

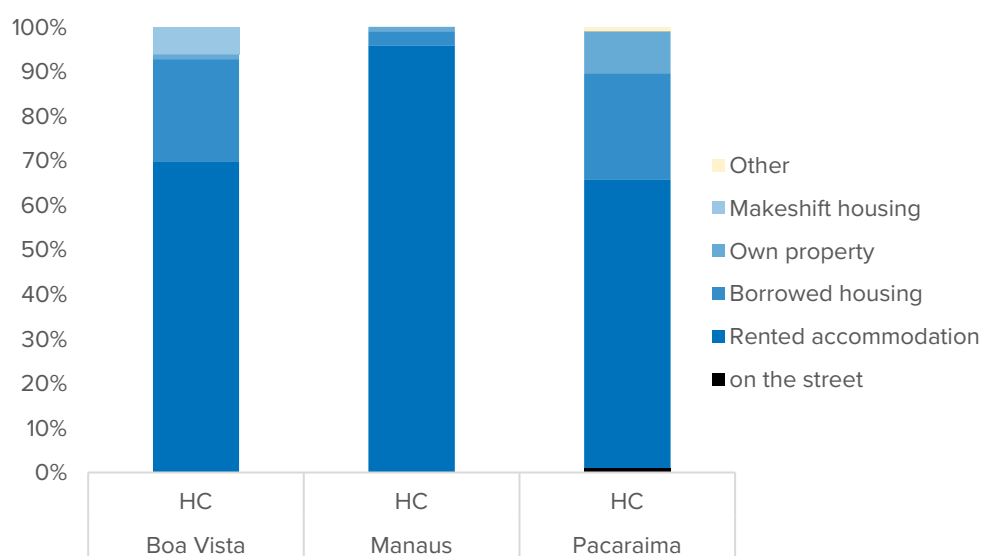
*reported by households with at least one income-generating household member

Differences in living conditions between Venezuelans living in *abrigos* and in host communities

Shelter types

In all three locations, the majority of the Venezuelan asylum seekers and migrants in host communities reportedly lived in rented housing (Figure 6). Shelter types differed slightly per geographic location; respondents reported living on the streets only in Pacaraima, whereas Manaus was the only city where some people reportedly lived in makeshift, squatted accommodations.

Figure 6: Proportion of households living in each shelter type



Accommodation issues

Findings indicate that, for all three locations, there is not much difference between households living in host communities and households living in *abrigos* when it comes to accommodation issues. Regardless of geographic location or shelter settings, most respondents reported not experiencing any urgent issues regarding their accommodation at the time of data collection. However, these majorities were relatively slim across all strata (see Table 5).

Table 5: Proportion of households reporting experiencing shelter issues

		No	Yes
Boa Vista	Abrigo	78%	22%
	HC	64%	36%
Manaus	Abrigo	64%	36%
	HC	66%	34%
Pacaraima	Abrigo	71%	29%
	HC	61%	39%

Generally, of all the respondents that reported having issues with their accommodation, most mentioned leakages (roof leakages, general water leakages, or internal leakages), unsafe structures, issues with sanitation, a lack of running water, and overcrowding. In Boa Vista’s *abrigos*, 76% of respondents reporting having issues indicated a lack of ventilation as a main problem, which seems to be specific to this stratum since no one else mentioned experiencing ventilation issues. Venezuelans in Pacaraima seemed to be dealing mostly with roof leakages (88% in *abrigos*, 73% in host communities), whereas respondents living in host communities in Manaus frequently reported issues related to internal water leakages (61%).

FGDs offered a nuanced perspective on the experiences of Venezuelans living in different shelter types, settings, and locations. Participants living in rented housing often reported lacking a formal rental contract, instead relying on loose, informal agreements. Because of this, they are susceptible to arbitrary evictions, sudden asset confiscation and abuse, and some of them reported having experienced these protection issues first hand in the past. Participants in rented housing in Pacaraima and Boa Vista, particularly, reported renting places with bad WASH infrastructure, humidity, clogged drains, and leakages, and as a result of which experiencing skin diseases, problems breathing, and the flu. Many of them mentioned that a lack of attention of their landlords required them to fix infrastructural problems themselves, for example by using chewing gum to repair holes in the roof. Venezuelans living in spontaneous settlements reported often not having any access to WASH infrastructure; FGD participants

in Pacaraima and Manaus indicated sporadically receiving water from neighbours, charities, and church communities, or collecting it at gas stations and nearby water wells.

FGD participants living in *abrigos* reported living in tents that were unequipped for harsh weather conditions, some of them reporting on water leakages and humidity in their tents, as well as extremely high temperatures inside the tents, which reportedly resulted in some Venezuelans opting to sleep outside of their tents instead. This corresponds with findings reports from respondents of the household survey in Boa Vista *abrigos*, among whom ventilation issues seemed to be the most commonly reported accommodation issues.

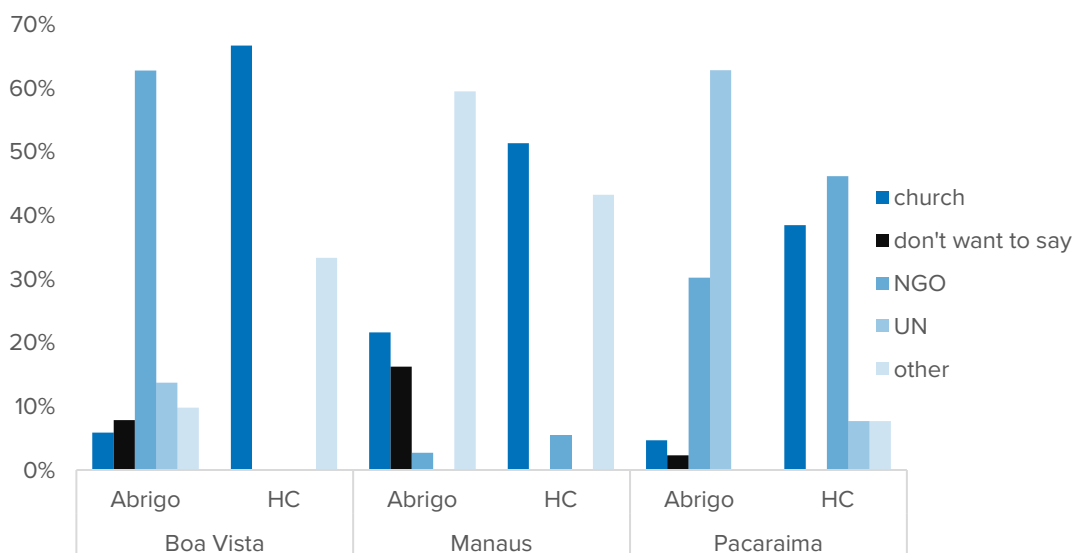
Differences in access to services between Venezuelans living in *abrigos* and in host communities

Respondents across all strata reported experiencing challenges accessing basic services. However, the extent of access and the types of services varied between shelter settings and geographic locations.

Donations and humanitarian assistance

In *abrigos* in all three locations, approximately half of the respondents reported that their household had received some form of charitable donation (food, cash, or non-food items) in the past month. Unsurprisingly, in all three locations, households living in the host community reportedly received less donations than households in *abrigos*. In Boa Vista, only 12% of respondents living in the host community reported having received donations, in Pacaraima this was 14%, whereas in Manaus, 38% of respondents in the host community reported they had received donations. In all three locations, the sources of donations were different for households living in *abrigos* than for households living in the host community. The findings indicate that when households in host communities receive support, donations tend to come from the local community: many of the respondents living in the host community that had reportedly received donations in the past month indicated that church groups provided their households with donations, whereas households in *abrigos* most commonly reported receiving donations from NGOs or UN agencies (see Figure 7).

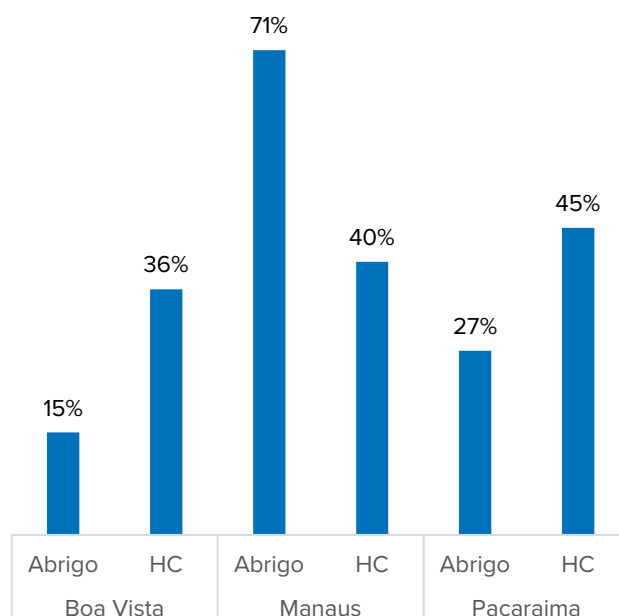
Figure 7: Sources of charitable donations, reported by households having received donations in the past month



Access to education

In all three locations and both types of shelter settings, the majority of respondents reported their households having school-aged children (4-17 years old). Of all households with school-aged children, the proportions of households reporting that at least one of their children was not enrolled in school at the time of data collection, were relatively high.

Figure 8: Proportion of households with school-aged children reporting at least one child not enrolled in school



In Boa Vista and Pacaraima, households living in host communities were more likely to report that at least one child in their household was not enrolled in school than households in *abrigos* (see Figure 8). In Manaus, it was the other way around: 71% of households in *abrigos* had at least one or more children not enrolled in school. In *abrigos* in Boa Vista, only 15% of households reportedly had school-aged children not attending school, which corresponds with the relatively low proportion of respondents reporting having experienced challenges enrolling children into school programs (17%, compared to 32% in the host community) (see Table 6).

Table 6: Proportion of households with school-aged children reporting having experienced difficulties enrolling their children into school

		Yes	No
Boa Vista	Abrigo	17%	83%
	HC	32%	68%
Manaus	Abrigo	41%	59%
	HC	43%	57%
Pacaraima	Abrigo	27%	73%
	HC	54%	46%

Generally, two commonly reported barriers to school enrolment were a lack of vacancies and documentation issues. Respondents in almost all locations and shelter settings commonly reported that these issues posed challenges.

KIs with people representing the educational sectors in all three locations confirmed that the high influx of Venezuelan children in their cities created strains on the educational system, as schools became increasingly overcrowded. FGDs with Venezuelans living in makeshift housing and spontaneous settlements revealed that the distance to school facilities and the lack of transportation are posing challenges to school enrolment, possibly because these settlements are usually located more towards the outskirts of the city, further away from central areas. FGD participants living in *abrigos* in Boa Vista and Manaus also reported that the distances between *abrigos* and education facilities in the cities prevented children from attending school. These findings indicate a spatial inequality between people who live close to central areas and those who live further away. However, this might not be the whole story, since the distance to educational facilities reportedly also proves an issue for households living

more centrally; KIs in Manaus reported that the lack of vacancies in schools in the vicinity of Venezuelan communities pushed children outwards to more distant facilities, which they feared stopped children from attending school altogether.

Additionally, KIs in Manaus confirmed the issues that Venezuelans with school-aged children reportedly face regarding documentation, highlighting that even when households were able to provide necessary documentation, the efforts and costs of translating documents posed significant challenges.

Access to healthcare

Respondents from all strata reported at least one member of their household having accessed healthcare facilities at least once in the three months prior to data collection (see Table 7). In Boa Vista and in Pacaraima, the differences in the frequency of accessing healthcare between households living in *abrigos* and those in the host communities are marginal, whereas in Manaus, households in *abrigos* were slightly more likely to have accessed healthcare facilities than households in the host communities (56% and 73%, respectively).

Table 7: Proportion of households with at least one member having accessed a medical facility in the 3 months prior to data collection

		Yes	No
Boa Vista	Abrigo	86%	14%
	HC	81%	19%
Manaus	Abrigo	56%	44%
	HC	73%	27%
Pacaraima	Abrigo	73%	27%
	HC	75%	25%

In all three locations, the proportions of households living in the host community reporting experiencing challenges accessing desired healthcare facilities were slightly higher than in *abrigos*, but the differences between these two shelter settings were relatively small in all locations (Table 8).

Table 8: Proportion of households having faced challenges regarding access to healthcare, out of the households having accessed healthcare in the 3 months prior to data collection**

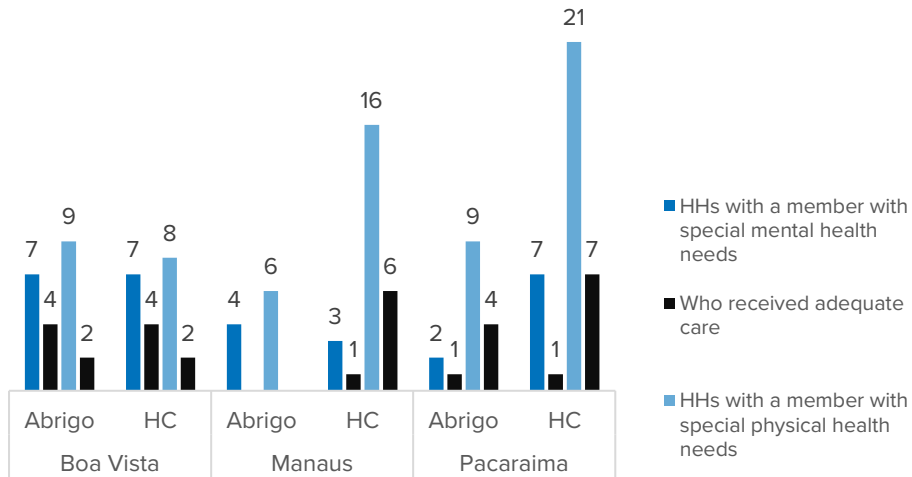
		Yes	No
Boa Vista	Abrigo	16%	84%
	HC	20%	80%
Manaus	Abrigo	21%	79%
	HC	23%	77%
Pacaraima	Abrigo	14%	86%
	HC	18%	82%

Across all strata, a limited availability of appointments, documentation issues, and a lack of medicines / pharmaceuticals were commonly mentioned by respondents as main challenges to accessing healthcare services. Despite the commonalities, some regional differences existed. In Boa Vista, for example, perceptions of discrimination against Venezuelans was one of the most commonly reported challenges, whereas this factor was not mentioned as an issue in Pacaraima, nor in Manaus.

KIs with healthcare representatives in Pacaraima revealed that the effects of the already limited availability of appointments and the lack of information about when and where clinics would be open and available were exacerbated when UBS clinics (basic health units) were reportedly found empty by Venezuelans during opening hours. KIs in Boa Vista mentioned that the frequency with which Venezuelans tend to move places constrains necessary medical follow-up, especially concerning people with complex chronic illnesses who require continuous treatment. In addition, language barriers were identified as an issue by KIs in all locations.

Relatively few respondents reported having one or more members of their household with physical or mental disabilities (see Figure 9). Of those, half or less than half reportedly received adequate care at the time of data collection. In *abrigos* in Manaus, none of the household members with physical or mental disabilities reportedly received adequate care and support.

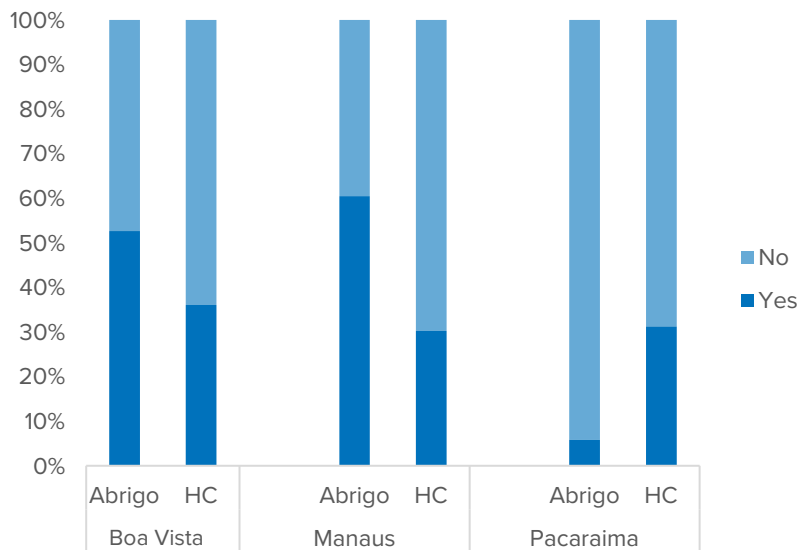
Figure 9: Number of households reporting having one or more household members with (1) special physical health needs and (2) special mental health needs, and the number of households reporting these members receiving adequate care



Access to social services

The findings indicate some notable variance in access to services between households in different shelter settings and geographic locations. In Boa Vista and Manaus, households living in the host community were slightly less likely to have accessed social services than households in *abrigos*. In Pacaraima, on the other hand, households in host communities reported accessing social services more commonly than households in *abrigos* (Figure 10), of whom a particularly small proportion reportedly accessed any type of social services.

Figure 10: Proportion of households reporting having accessed social services



Across strata, the most popular social service sought after by Venezuelans was the social protection programme Bolsa Família¹⁰; 96%, 95%, and 100% of households who had accessed social services had reportedly visited social assistance facilities (known as CRAS¹¹) specifically to inquire about Bolsa Família in Boa Vista, Manaus, and Pacaraima, respectively. Other social services, which were reportedly accessed by only a handful of households, included judicial services (2 households in Manaus, 1 in Boa Vista), day care services (2 households in Manaus), psychosocial support (2 households in Boa Vista), and cultural/recreational services (2 households in Manaus).

Generally, few respondents reported having experienced any trouble accessing social services, though there are some notable differences between shelter settings in the three locations. In Boa Vista's *abrigos*, 26% of households reportedly had trouble accessing social services, while only 17% of households in the host community reported this. In Manaus, this trend was reversed: 17% of households in *abrigos* and 28% of households living in the host community reported experiencing access issues. In Pacaraima, the difference between the two strata was particularly noticeable. Whereas none of the households in *abrigos* reported having experienced any access restraints, over half (57%) of the households in the host community reported having faced challenges accessing social services. KIs with KIs representing social service facilities in Pacaraima offered some possible explanations for this relatively high percentage. According to them, while households had trouble accessing social services, social services also experienced difficulties in reaching and assisting Venezuelans in the city. Complicating factors that were mentioned by KIs were language barriers and the fact that many Venezuelans who enter Pacaraima travel onwards from Pacaraima to different cities, which hinders ongoing support such as social benefits provision. In addition, in relation to a reported influx of people with socio-economic vulnerabilities, KIs revealed dealing with a lack of professionals, specifically psychosocial support officers. KIs in Manaus also expressed experiencing staff shortages.

These KI reports resonate with household survey responses. Of all households that had experienced challenges when accessing social services, many reported documentation issues and a lack of capacity as their main problems. Among households living in host communities in Pacaraima, documentation issues were mentioned 12 times, whereas lack of capacity was mentioned by 5 respondents. In addition, some households in *abrigos* in Manaus and Boa Vista reportedly experienced a lack of information and distance to social service facilities, though only a few respondents reported these to be key challenges.

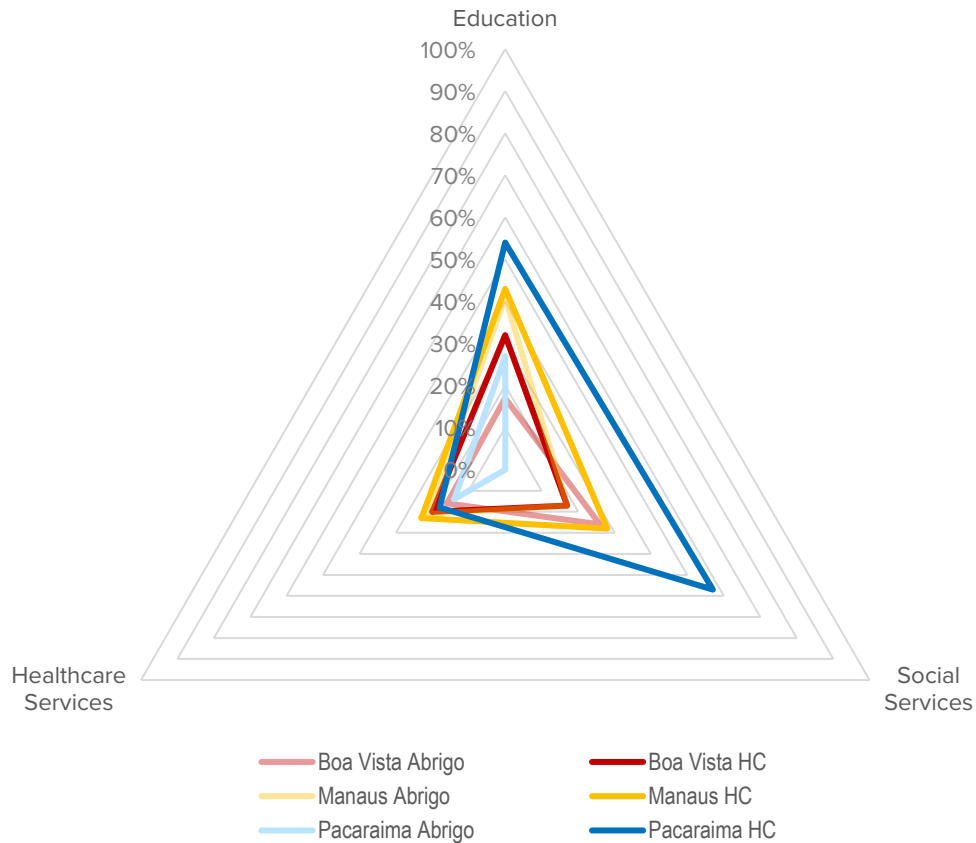
During FGDs, challenges to accessing social services were particularly highlighted as a daily concern by women (regardless of shelter setting and geographic location), many of whom mentioned the fact that the unavailability of childcare services, due to their distance and the lack of capacity, prevented them from seeking employment or forced them to take their children to work with them. Among their main suggestions for improved support, women specifically mentioned increasing childcare services.

¹⁰ Bolsa Família is a direct income transfer program run by the Brazilian Government orientated towards households living in poverty and extreme poverty throughout the country, assisting families to overcome a self-perpetuating poverty cycles: <http://www.caixa.gov.br/programas-sociais/bolsa-familia/>

¹¹ Reference Centre in Social Assistance (CRAS) is a government institution dedicated to the provision of social assistance services oriented towards households living in poverty, which aims to strengthen family and community relations: <http://mds.gov.br/assuntos/cadastro-unico/o-que-e-e-para-que-serve>

The radar graph below summarises the proportions of households per stratum reporting having experienced difficulties accessing different services (out of households that had accessed each service). It indicates that, of all services, education was the most likely to be reported by households as affected by access barriers. While households in both types of shelter settings in Boa Vista and Manaus were found to face similar levels of difficulties accessing social services, households living in host community settings in Pacaraima were much more likely to report having experienced such difficulties than households living in *abrigos* (see Figure 11).

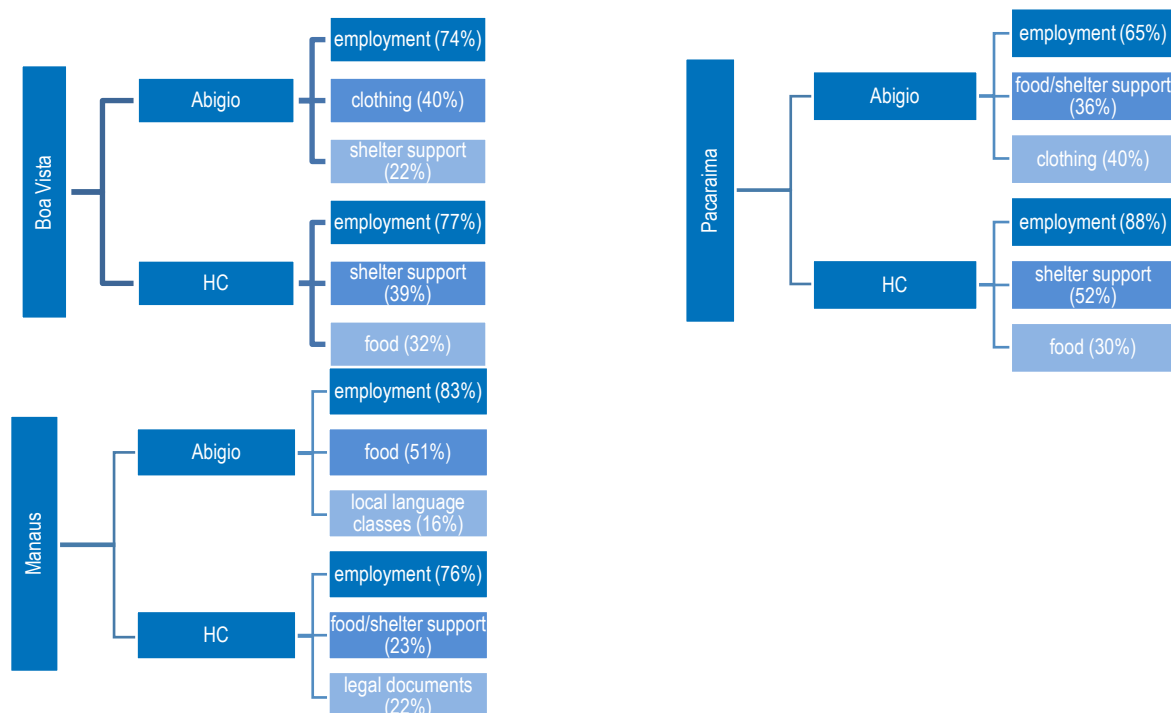
Figure 11: Proportion of households reporting having experienced difficulties accessing services



Priority needs

Across all locations and both types of shelter settings, the most commonly reported priority need of households was employment (see Figure 12), which indicates the severity of the need for sustainable livelihood opportunities for Venezuelan asylum seekers and migrants in Brazil. Other needs that were commonly reported across strata were food and shelter support. The top three reported priority needs per strata were as follows:

Figure 12: Most commonly reported priority needs of households, per location and shelter settings



The fact that a lack of employment was frequently reportedly concern among households might indicate that other basic needs will be increasing over time as households with an income deficit might increasingly deplete their savings and consequently need to rely on negative coping strategies (negative coping strategies will be further discussed in a separate section).

In addition to the aforementioned priority needs, other widely reported needs were NFIs like clothing, footwear (particularly mentioned by *abrigo* households in Boa Vista and Pacaraima), household items, and hygiene products. Services like psychosocial support, medical care, literacy classes, and transportation were mentioned to a lesser extent, except for 16% of households in *abrigos* in Manaus, who reported local language classes as a priority need. Among households in host communities in Pacaraima, education was a commonly reported priority need (reported by 20% or respondents), which might correspond to the relatively high proportion of households that reported facing challenges enrolling their children into schools (see *access to education*).

In addition to the priority needs that were pre-defined in the questionnaire, households mentioned other needs such as financial support, childcare, support for the Interiorisation programme¹², and (information about) returning to Venezuela.

Factors contributing to increased vulnerability

Vulnerability indicators

To assess the factors contributing to increased vulnerability for all strata, this section uses vulnerability indicators that are based on UNHCR’s guidelines and previous UNHCR assessments. In addition, narratives from KIs and FGDs will be used to complement the quantitative indicators and contextualise findings. Some indicators that might influence the vulnerability of Venezuelan asylum seekers and

¹² The Interiorisation programme, implemented by the Brazilian Armed Forces with support from UN agencies and humanitarian NGOs, is tasked with the voluntary relocation of Venezuelan asylum seekers and migrants living in Boa Vista to cities across Brazil. The objective of the programme is to provide participants greater opportunities for socio-economic inclusion as well as to alleviate the burden of the response in Boa Vista.

migrants (e.g. shelter situations, access to services, and socio-economic profiles) have already been discussed in previous sections of the findings and will therefore not be included in this section.

Dependency ratio

The dependency ratio is expressed as a percentage, and was calculated by dividing the total number of dependants per household (children under 17 and elderly above 65 years old) by the total number of household members (including working-age household members (18 to 65 years old)). The higher the ratio, the greater the burden carried by working-age household members, and consequentially, the higher the overall vulnerability of a given household¹³ (see Table 9). However, it should be noted that this ratio uses the total number of working-age household members as a proxy for the actual number of household members that participate in income-generating activities, and thus does not account for issues like unemployment or disability. Moreover, since this assessment only includes household members that were present in Brazil at the time of data collection, it does not account for household members that remained in Venezuela but who might still be dependent on relatives in Brazil through remittances (see Table 9).

Table 9: Dependency ratio vs. proportion of households with a working-age seeking employment vs. sending remittances

		Dependency ratio	Households with a working age household member seeking employment	Households sending remittances
Boa Vista	Abrigo	50/100	38%	25%
	HC	42/100	50%	47%
Manaus	Abrigo	56/100	41%	19%
	HC	33/100	46%	65%
Pacaraima	Abrigo	51/100	33%	8%
	HC	44/100	48%	57%

Debt

An indicator for financial household vulnerability is the debt build-up of households, which is based on the assumption that, if households are indebted, they are less likely to be able to absorb shocks. In all three locations, households living in the host communities were reportedly more likely to have debts than households living in *abrigos* (see Table 10). The difference between shelter settings is particularly noticeable in Manaus, where 43% of households in host community settings reported being indebted at the time of data collection.

Table 10: Proportion of households reporting being indebted vs. being confident their monthly income can sustain them for the rest of the year

		Households reporting having debts	Confidence in income sustainability
Boa Vista	Abrigo	8%	38%
	HC	32%	49%
Manaus	Abrigo	5%	14%
	HC	43%	31%
Pacaraima	Abrigo	1%	38%
	HC	15%	38%

¹³ For reference, see the UN World Population Prospects 2019. Keep in mind that these ratios are calculated with different age category boundaries, and therefore cannot be directly compared with the numbers presented in this assessment <https://population.un.org/wpp/Download/Standard/Population/>.

The nature of the debts varied, too. In all three locations, households living in *abrigos* most commonly had informal debts owed to friends and/or relatives, whose conditions might be less strict and more flexible than those of other debt holders. In all three locations, households living in host communities also reported being indebted to banks, store owners, and informal money lenders, more frequently than households in *abrigos*. In addition, some households living in host communities in Boa Vista and Pacaraima reported being indebted to their landlords, which might indicate an increased vulnerability since these households may potentially face sudden evictions and asset confiscations. During FGDs with households in rented accommodation, the issue of debt to landlords was also brought up by participants, who reported incidences of eviction, asset confiscation, and frequent abuses as well as a perceived lack of trust from their landlords as to their ability to pay their rents in time.

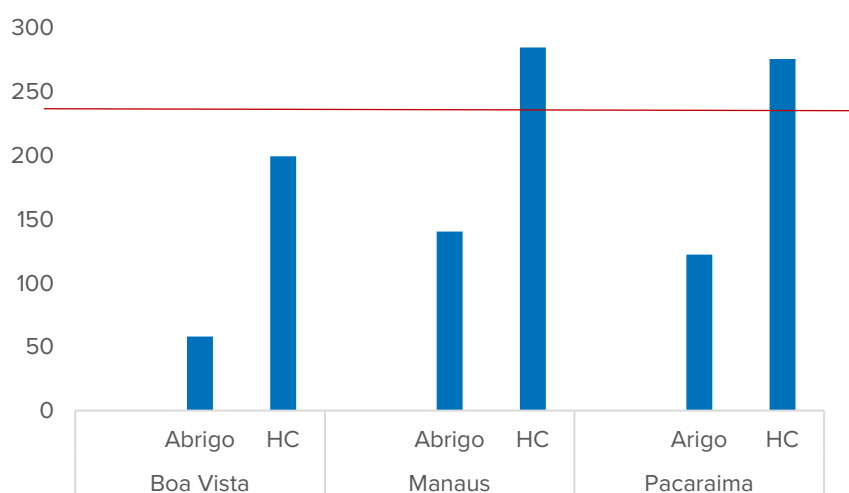
Poverty line

Another indicator for financial vulnerability is the World Bank’s international poverty line, which is recognised and adopted by the UN. The most recent 2015 update of the poverty line places it at 1.90 USD¹⁴ per person per day, which is equivalent to approximately 237 Brazilian real (BRL)¹⁵ per person per month. The poverty line indicator is based on the assumption that households living below the poverty line will likely have to adopt negative coping mechanisms (e.g. skipping meals) to be able to meet basic needs, which might be harmful in the long run. Eventually, when households’ savings are depleted, their vulnerability to shocks increases.

When dividing the average monthly income per household by the average household size for all strata, it becomes clear that in all strata except for households living in host communities in Manaus and Pacaraima, the average amount of BRLs per household member per month dipped below the poverty line (see Figure 13). Across strata, households living in *abrigos* were more likely to be living below the poverty line. However, considering the fact that, regardless of geographic location, these households on average had lower monthly costs and were generally more likely to receive humanitarian assistance than households living in host communities, this indicator needs to be properly contextualised and used with caution.

On average, households in Boa Vista’s host communities fall below the poverty line, albeit to a lesser extent than households in *abrigos* in Boa Vista. Yet as they are generally less visible, less likely to receive support, and reportedly experienced more barriers to accessing services than their counterparts in *abrigos*, it is likely that they actually are more vulnerable.

Figure 13: Average monthly income (in BRL) per household member, relative to the poverty line per household member



¹⁴ The international poverty line as defined and updated (2015) by the World Bank can be found here:

<https://www.worldbank.org/en/topic/poverty/brief/global-poverty-line-faq>

¹⁵ At the time of writing this assessment, 1 USD was equivalent to 4.16 BRL, XE Currency Converter:

<https://www.xe.com/currencyconverter/convert/?Amount=1&From=USD&To=BRL>

Labour exploitation

As proxies to identify potential labour exploitation, respondents were asked about the length of their work days and weeks; whether they had sustained any injuries at their workplace; if they were receiving their salaries as promised and on time; and if they faced any other work-related issues (see Table 11).

Table 11: Proportion of households with at least one working-age household member experiencing labour exploitation or work-related injury

	Proportion of households with at least one working-age household member who:				
	works more than 6 days per week	works more than 48 hours per week	did not receive all the owed salaries	has sustained work-related injuries	has experienced any other* issues at work
Boa Vista					
Abrigo	12%	9%	22%	9%	13%
HC	16%	23%	6%	9%	7%
Manaus					
Abrigo	24%	47%	18%	6%	12%
HC	39%	58%	32%	21%	20%
Pacaraima					
Abrigo	15%	21%	12%	0%	0%
HC	38%	19%	10%	17%	4%

* Other issues included perceived discrimination and harassment on the work floor, abuse and sexual assault

Findings indicate that, regardless of geographic location or shelter setting, Venezuelan migrants in Brazil are likely to experience labour exploitation. Both in Manaus and Pacaraima, close to 2 out of 5 respondents living in host communities reported that at least one member in their household worked 7 days per week. In Manaus, of all households who reportedly had members working, almost half of those in *abrigos*, and over half of those in host communities reportedly has a member working more than 48 hours per week. On top of that, almost one in three working household members in host communities in Manaus did not always receive the salaries they owed.

Coping strategies

In relation to the aforementioned vulnerabilities of Venezuelan migrants and refugees, respondents mentioned several strategies to cope with their living situations during the household interviews and the FGDs. Though some coping strategies were innovative and relatively harmless, like fixing small holes in the roofs with bubble gum, others were negative in nature and might bear protection risks for the individuals employing them.

Some findings that indicate coping strategies (e.g. taking on debts, collecting water from nearby water wells) that were reportedly employed by Venezuelan migrants and refugees have already been discussed in previous sections of the findings and will therefore not be included in this section.

Child labour

According to respondents living in *abrigos* in Manaus, two boys and five girls (aged between 6 and 17) were reportedly working at the time of data collection, and in Manaus' host communities, two boys (6-17) were working as well. In addition, one respondent living in an *abrigo* in Pacaraima reported that one child (6-17) in their household was working. In Boa Vista, there were no reports of child labour.

Begging

Begging was commonly employed as a strategy to cope with a lack of livelihood opportunities among households living in *abrigos* in Manaus: of the households who reported having one or more members participating in income-generating activities at the time of data collection, 85% reported these activities to include begging on the streets (3% in host communities). FGDs with Venezuelans of indigenous

descent in Manaus confirmed this, reporting that begging is considered as one of the main activities for accessing livelihoods in Manaus. Moreover, approximately one in five households with income-generating household members in Pacaraima's *abrigos* reported begging (0% in host communities). In *abrigos* in Boa Vista, this proportion reportedly was 5% (against 0% in host communities).

In addition to begging, FGD participants reported selling handicrafts, food, personal belongings, and recyclable materials (mostly aluminium collected from garbage belts) on the streets. Some participants mentioned that they had been reminded of the illegality of street vending by local authorities, who had, in some cases, chased them and confiscated their products.

Bringing children to work

During FGDs with women, women reported that a lack of childcare opportunities posed an extra barrier to employment for them. In addition to long distances and a lack of vacancies, which were reportedly the main barriers to accessing formal childcare services, many women revealed that they also did not have a well-established social network, which limited their chances of finding people to help them take care of their children while they were working. As a result of this, women reported taking their children with them when they went out working or searching for livelihood opportunities.

Prostitution

During FGDs, some women also revealed working in prostitution as an alternative to unemployment.

Strategies to cope with lack of food

Many FGD participants mentioned that bottled gas for cooking was too expensive, and that it was common for households to cook food in empty cans on bonfires created by wood that was gathered from empty lots, garbage belts, and green areas. Other participants reported using fuels like coal, cardboard, or ethanol for cooking. FGD participants living on the streets reportedly cut their food consumption to only one meal per day, and their access to proteins in particular was limited to three days a week on average.

Strategies to cope with limited access to WASH facilities

FGDs with Venezuelans living on the streets and in informal settlements/makeshift housing revealed that Venezuelans who live in these conditions often do not have sufficient access to WASH infrastructure, with access to improved water sources mentioned in particular. According to participants, the situation forced them to limit their washing practices (both themselves as their clothes), which reportedly led to high incidence of skin disease as well as urinary infections. Some participants mentioned inconsistent access to water via donations or (illegal) tapping of water at gas stations and in rivers.

Linking vulnerability to protection risks

This section links the reported needs, access constraints, vulnerability indicators, and negative coping strategies together with other contextual factors to assess the extent to which vulnerability profiles of Venezuelan migrants and refugees living in *abrigos* and host communities in Boa Vista, Manaus, and Pacaraima might lead to protection risks.

Livelihoods and protection

As reported by household survey respondents as well as FGD participants, a large proportion of Venezuelans were struggling to find sustainable livelihood opportunities; most negative coping strategies that were employed by households were seemingly born out of an inability to make a living.

One coping strategy that was commonly used by Venezuelans to cope with income insufficiency was taking on debts, which seems to be more commonly used by households living in host communities than by households in *abrigos*. In contrast to households in *abrigos*, who were most commonly indebted to family and relatives, findings indicate that the households in the host communities took on debts that were more formal in nature, which might imply greater protection risks as repercussions for late payments might be harsher. Some households living in rented accommodation in host communities were reportedly indebted to their landlords, thus increasing their likelihood of sudden eviction and homelessness.

In Manaus, and to a lesser extent in Pacaraima, many in households living in *abrigos* reported begging on the streets or generating income through activities such as street vending, which bears increased risks of harassment and abuse, incidents of which were also mentioned during FGDs. Additionally, the related uncertainty about income consistency, which was relatively higher for households in *abrigos* than for households in host communities in all assessed locations, might lead to high stress levels and indicate an increased risks of psychosocial issues.

A lack of employment opportunities might also have caused households to take on riskier, more exploitative jobs. According to household survey respondents, households that did reportedly find employment, were likely to experience elements of labour exploitation in their working environments; households living in host communities in Pacaraima and Manaus were particularly likely to have a household member working more than 6 days per week or more than 48 hours, or not always receiving their salaries. In addition, one in five households in host communities in Manaus reported that at least one member in their family had sustained work-related injuries.

Moreover, household survey reports included incidences of child labour, and female FGD participants revealed that women consider prostitution to cope with a lack of livelihood opportunities, which increases their risks of harassment, abuse, and gender-based violence.

Shelter situations and protection

Due to a reported lack of formal rental contracts and a perceived distrust on the part of landlords towards Venezuelan asylum seekers and migrants, households living in host communities were vulnerable to sudden eviction and hence were at a constant risk of becoming homeless. In relation to this, FGD participants reported cases of illegal asset confiscation and abuse by landowners.

Other households that live in host communities reported living in informal settlements, squats, and on the streets. In order to access basic needs like water and electricity, these populations reportedly engaged in illegal tapping and, as a consequence, were often evicted from their sites and chased by local authorities. These populations in particular frequently moved places, which in turn decreased their chances of accessing services.

Lack of documentation and protection

Even though documentation was not mentioned by many households to be a priority need, households that had experienced barriers to accessing basic services commonly reported a lack of documentation¹⁶ to be a main difficulty (see Table 12). Lacking the required documentation to access basic services could contribute to protection risks, since it might prevent households from finding assistance and support when there is an emergency within the household. Moreover, lacking formal documents might increase households' susceptibility to exploitation and other violations of basic rights.

Table 12: Proportion of households reporting difficulties accessing services*

		Social services	Healthcare	Education
Boa Vista	Abrigo	23%	8%	20%
	HC	33%	6%	25%
Manaus	Abrigo	67%	0%	44%
	HC	63%	19%	26%
Pacaraima	Abrigo	0%	0%	19%
	HC	71%	31%	58%

* Please note that the columns represent different subsets (households that reported difficulties accessing 1) social services, 2) healthcare services, 3) education).

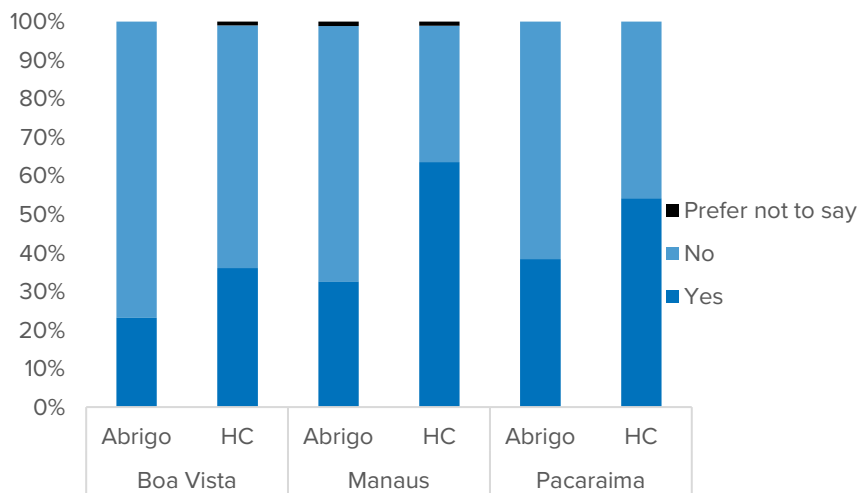
¹⁶ Please note that calculating the proportion of Venezuelans who lack formal documents fell outside of the scope of this assessment. The data in table x concerns only respondents who reported a lack of documents hindering them in seeking services. Therefore, no comparisons can be made between strata as to the extent to which people are susceptible to protection risks because of a lack of documentation.

Local integration and peaceful coexistence

Local integration and peaceful coexistence can factor into the resilience of Venezuelan asylum seekers and migrants and potentially mitigate vulnerabilities. To assess the degree of peaceful coexistence in the assessed areas, respondents were asked if they had received any kind of support from their neighbours or other people in the local community.

In all the assessed locations, households living in host communities were more likely to report having received local support than households living in *abrigos*. In all the assessed locations, households living in host communities were more likely to report having received local support than households living in *abrigos*. This makes sense, considering the fact that households in *abrigos* are generally more spatially distanced from local communities than households living within the host communities, and are thus likely to spend less time among them. On the other hand, there are some potential reasons for this assumption not to hold; 1) factors of discrimination and distrust that might exist between different communities living closely together can erode local support rather than strengthen it, 2) people do not necessarily interact with other people in their neighbourhood, and 3) groups of people might live in segregated rather than in mixed communities.

Figure 14: Proportion of households reporting having received support from neighbours and community members



Most of the support to Venezuelan asylum seekers and migrants that was provided by local host community members reportedly came in the form of food and NFI donations (see Table 13). Providing information and help finding employment were also commonly mentioned by households. Local communities also reportedly engaged in accommodating incoming Venezuelans: in Pacaraima’s host communities, 17% of households that had received support were reportedly offered places in the homes of host community members, and 24% of households that had received support in Boa Vista’s host communities reported that the host community supported them by lending accommodation to them.

In Manaus, a majority of households living in the host communities reported having received some kind of support from their neighbours and/or community members, a proportion that is significantly higher than for households in *abrigos*, of which only 33% had reportedly received support.

Table 13: Types of community support, reported by households that had received community support

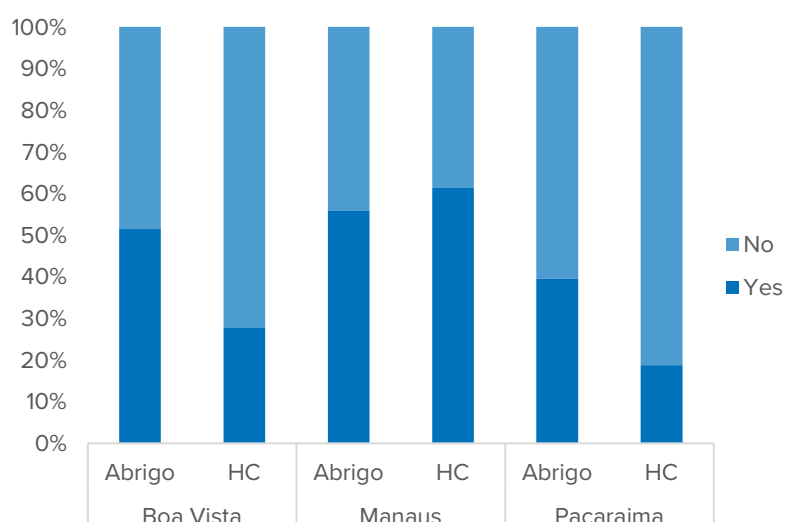
	housed in own home	help finding employment	documentation*	food and NFI donations	information	lend money	lend accommodation	other**
Boa Vista								
Abrigo	0%	0%	0%	95%	5%	0%	0%	5%
HC	3%	12%	0%	79%	21%	3%	24%	3%
Manaus								
Abrigo	0%	29%	4%	61%	39%	4%	0%	11%
HC	5%	34%	7%	57%	48%	10%	3%	7%
Pacaraima								
Abrigo	0%	12%	0%	70%	45%	0%	0%	3%
HC	17%	8%	8%	38%	42%	10%	14%	8%

*Documentation refers to support given to help households complete any forms of registration processes required to receive the needed paperwork

**Other forms of support that were mentioned were e.g. moral support, provision of water, WiFi, and security, help with repairs, medicines, translations, and childcare

KIs in Manaus mentioned that local integration was particularly boosted by the fact that many Venezuelans actively participated in trainings and activities in their neighbourhoods, many of which were organised by local NGOs. This narrative resonates with reports of household survey respondents: 56% of households living in *abrigos* and 61% of households living in host communities in Manaus reportedly participated in local events (see Figure 15). The most popular community activities in which Venezuelans in Manaus were involved were religious celebrations and gatherings (40% of all households living in *abrigos* reported participating in these, 50% in host communities), sports events (24% and 11%, respectively) and cultural events (17% in *abrigos*, 13% in host communities).

Figure 15: Proportion of households reporting having participated in local events*



*In the questionnaire, the option “no” also included the answer “do not know”.

In Pacaraima, just over half of the households living in host communities (54%) reported having received support, compared to 38% in *abrigos*. KIs in Pacaraima highlighted some challenges to local integration, mentioning a lack of public spaces where people could interact with each other; incidences of perceived

violence by law enforcement; and a perception of growing distrust and discrimination among host community members as a result of criminal incidents in the neighbourhood that had reportedly involved Venezuelans. The context-specific challenges to integration that were identified by KIs might factor into the relatively low proportion of households living in host communities in Pacaraima that reported participating in local events. Future research could be conducted to explore these local dynamics further. In Boa Vista, KIs considered the degree of integration “normal”. As in Manaus and Pacaraima, households in host communities in Boa Vista were more likely to report receiving support (36%) compared to households in *abrigos* (22%). Similar to Manaus and Pacaraima, the most commonly reported local activities in which households living in *abrigos* as well as households living host communities participated were religious celebrations and gatherings (13% and 24%, respectively) and cultural activities (15% and 5%).

CONCLUSION

This report aims to provide a representative overview of the profiles of Venezuelan asylum seekers and migrants living in different geographic locations and shelter settings in Brazil, for the purpose of increasing the understanding of humanitarian actors as to the extent to which the living conditions, needs, and vulnerabilities of Venezuelan households vary between households living in *abrigos* and those living in host communities, across three cities that are relevant nodes in the Brazilian refugee response: Pacaraima, Boa Vista, and Manaus. The report outlines key findings in terms of the demographic and socio-economic profiles of Venezuelan PoCs, their access to services, priority needs, coping mechanisms, and the extent to which existing vulnerabilities potentially lead to increased protection risks. In addition, assuming that local integration and peaceful coexistence can factor into the resilience of Venezuelans and potentially mitigate existing vulnerabilities, the report considers the factors that contribute to or hinder local integration and peaceful coexistence of Venezuelans and host communities in the assessed locations.

The findings indicate that challenges related to accessing services are relatively similar across different locations and shelter settings. Of all services, Venezuelans seem to face the most challenges regarding access to education; findings suggest that a lack of required documents and a limited local capacity are constraining the enrolment of Venezuelan children into local schools. These two factors were also the most likely to pose barriers to accessing social services and healthcare facilities. Difficulties in speaking the local language and long distances to facilities were found to further constrain households' access to services, albeit to a lesser extent. Even though there do not seem to be major differences across strata, location- and shelter setting-specific challenges to accessing services remain. In Pacaraima, the differences in barriers to accessing social services between households living in *abrigos* and host communities are particularly noticeable.

In terms of priority needs, the findings of this research indicate that the most pressing need of Venezuelan asylum seekers and migrants in Brazil is employment, a trend that is persistent across all strata. The analysis shows that a lack of sustainable livelihood opportunities drives Venezuelans to adopt negative coping mechanisms, such as taking on debts or exploitative jobs, begging on the streets, and engaging in prostitution, to be able to meet basic needs. These coping mechanisms, in turn, factor into increased protection risks for the individuals employing them, increasing their susceptibility to violence, abuse, and other human rights violations. In addition, it may be assumed that if this trend continues over time, other needs will increase as Venezuelans with persistent income deficits will be forced to deplete their savings (if any), leading them to increasingly rely on negative mechanisms to cope.

Furthermore, the findings suggest that Venezuelans living in host communities might face additional protection risks that are specific to their living conditions. A reported lack of formal rental contracts might increase susceptibility to sudden eviction, asset confiscation, and abuse. Households living on the streets or in informal settlements are at times forced to engage in illegal activities in order to generate sufficient income to meet basic needs, which increases their exposure to the risk of abuse and spurs continuous micro-displacement, thus eroding their chances of receiving adequate services and follow-up support.

Lastly, findings indicate that local communities are actively engaged in supporting Venezuelan asylum seekers and migrants in their neighbourhoods, through providing newcomers with food and NFIs, welcoming them into their homes, or helping them find employment. Findings suggest that active participation of Venezuelans in community activities like religious celebrations, sports, and cultural events, may boost local integration. Households living in *abrigos* are seemingly just as likely to participate in local community events as households living among host communities. At the same time, however, qualitative information indicates that context-specific challenges to integration persist; a lack of public spaces, incidences of perceived violence by law enforcement, and a perception of increasing discrimination might pose specific challenges to the integration of Venezuelans into local communities. Efforts aimed at strengthening the resilience and local integration of Venezuelan asylum seekers and migrants in Brazil should therefore acknowledge the specific dynamics inherent to each sub-context.

ANNEXES