

CCCM Camp Profiles, Central Rakhine, Myanmar

March 2022

Township

All

Camp Name

All

CMA

All

Monitoring Period

2022-Q1



Individuals

136,724

Households

24,050

Children

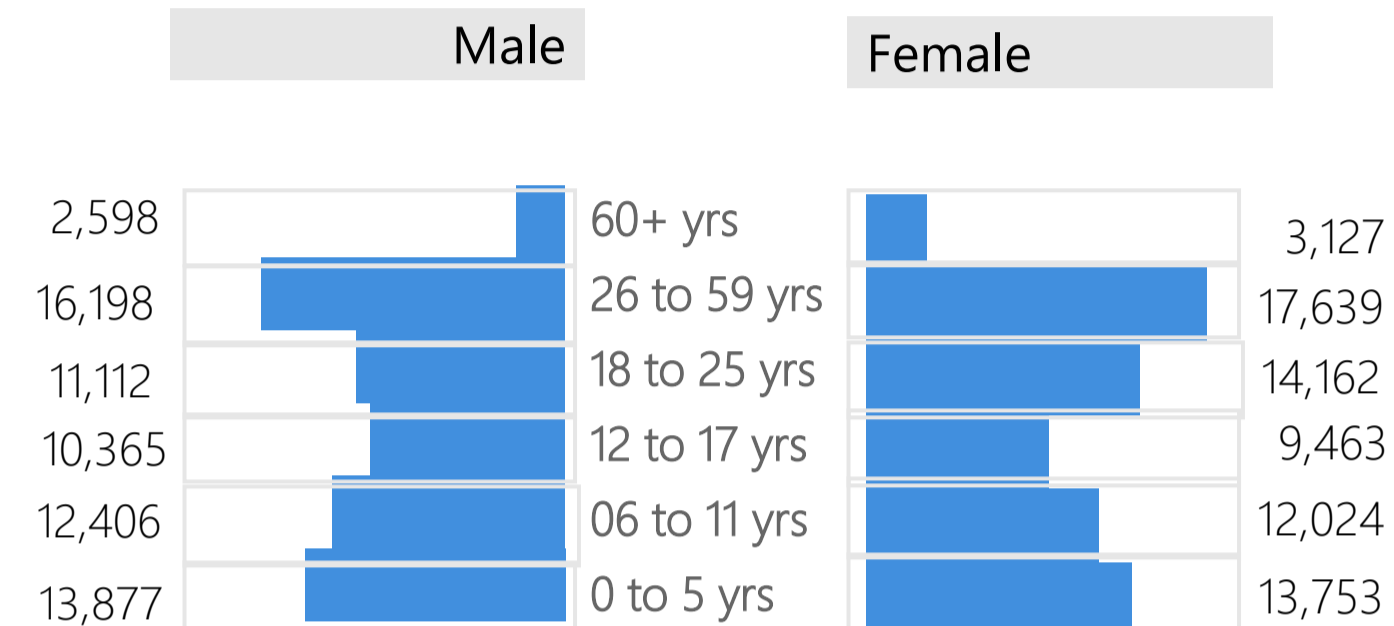
49%

Elderly

9%

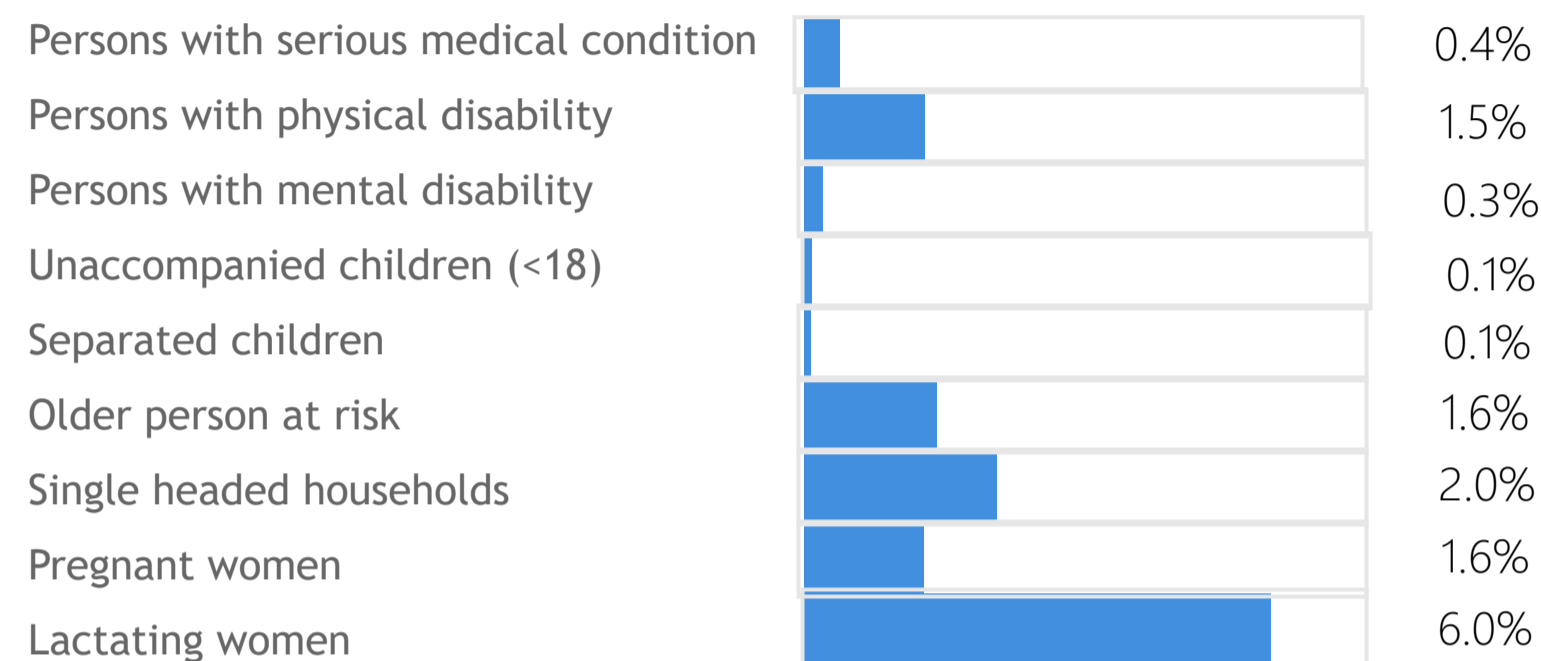
51% of IDPs are female

Age and sex breakdown



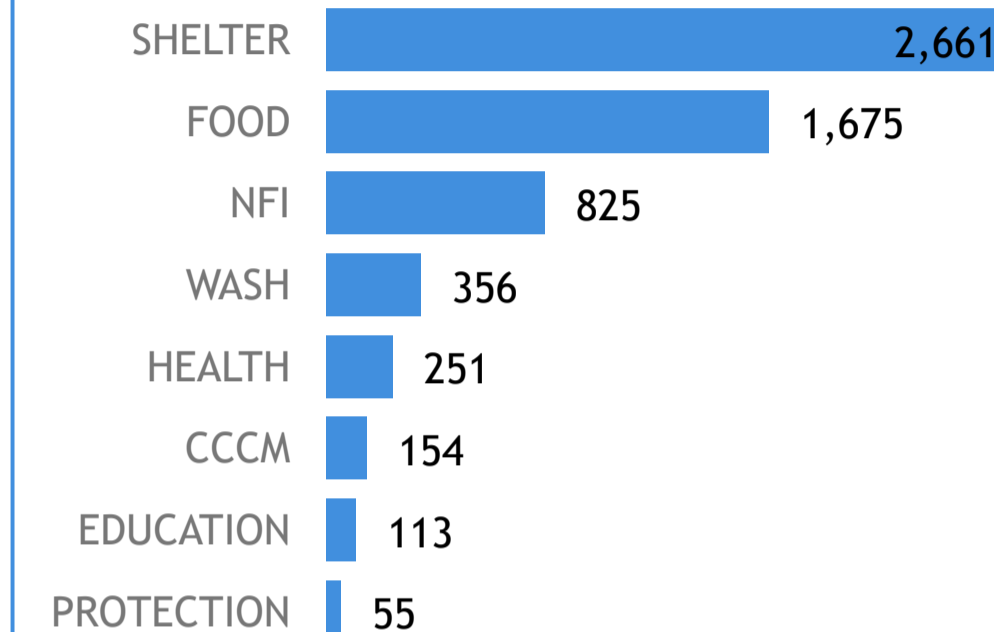
13% of individuals have been identified with a vulnerability

Persons with Specific Needs



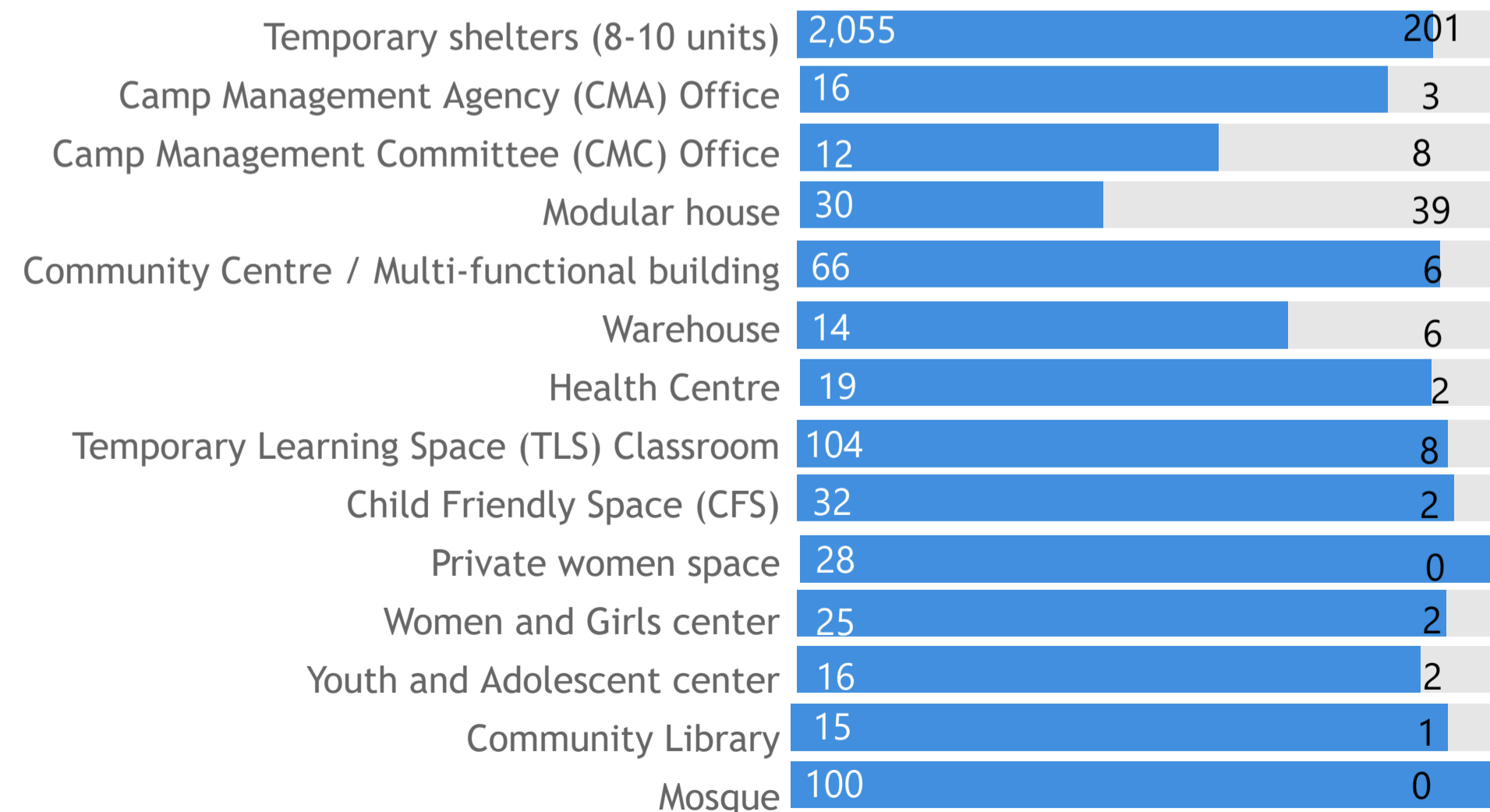
total number of complaints: 6,100

of complaints from IDPs by Sector

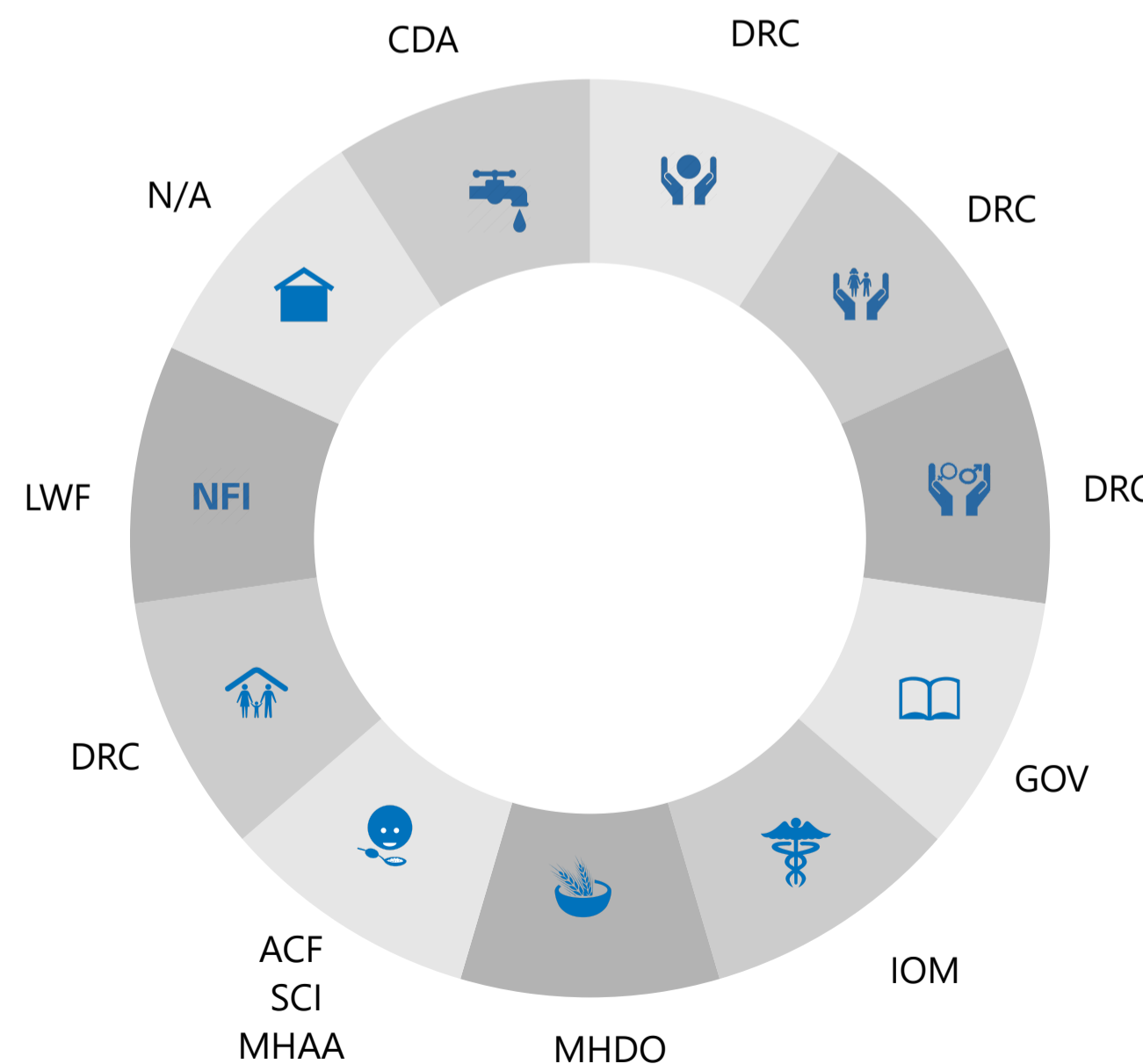


Status of community structures

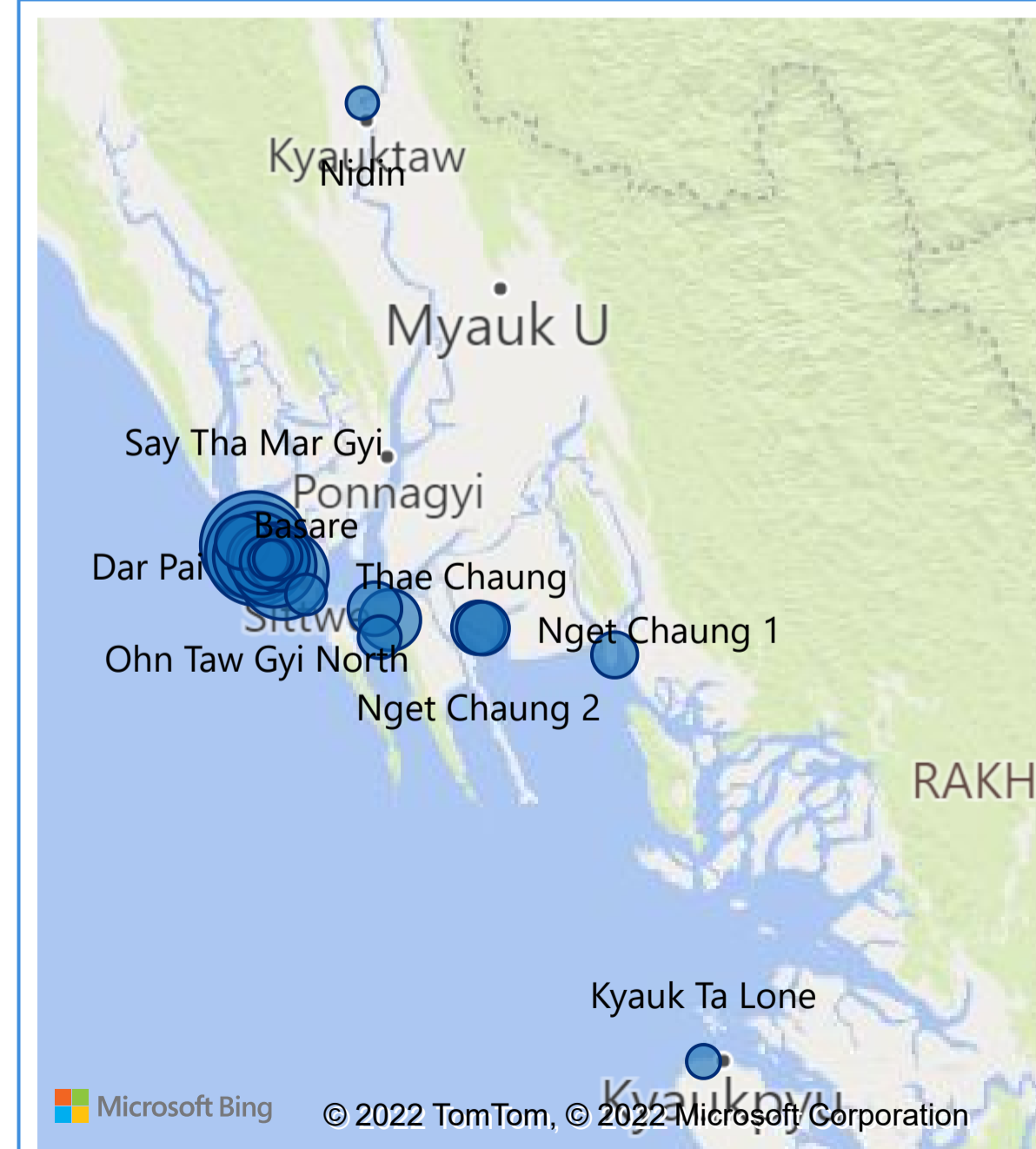
● # functional ● # non-functional



Overview of CMA service provision by Cluster/Sector



Camp location



CCCM Camp Profiles, Central Rakhine, Myanmar

March 2022

Township

All

Camp Name

All

CMA

All

Monitoring Period

2022-Q1



Camp Coordination & Camp Management



Shelter

NFI

Non-food Item

Township	IDP Site	# HHs	# IDPs	% Children	% Elderly	CMA	Average camp area per person (in square meters)	# of committees / community groups receiving trainings	Average # of recreational activities (past 3 mths)	% of shelter units with 6 persons or less	% of temporary shelters reconstructed or repaired within last 2 yrs	# of months since last NFI distribution
Kyaukpyu	Kyauk Ta Lone	334	1,001	36%	9%	Other	30	0	0	50%	38%	16
Kyauktaw	Nidin	97	632	0%	100%	Other	59	0	0	0%	0%	26
Myebon	Taung Paw	784	3,548	47%	5%	RI	15	0	0	0%	0%	8
Pauktaw	Ah Nauk Ywe	1,110	5,196	58%	2%	LWF	22	6	15	71%	73%	14
	Kyein Ni Pyin	1,389	6,805	58%	3%	DRC	31	15	4	73%	100%	10
	Nget Chaung 1	1,076	5,049	59%	3%	LWF	36	6	15	60%	0%	14
	Nget Chaung 2	1,064	5,154	58%	3%	LWF	18	6	15	56%	72%	15
	Sin Tet Maw	811	2,879	43%	5%	DRC	21	5	6	94%	94%	5
Sittwe	Basare	380	2,475	49%	4%	LWF	35	6	15	40%	94%	6
	Baw Du Pha 1	1,012	5,101	47%	4%	DRC	20	9	0	82%	13%	0
	Baw Du Pha 2	1,346	8,728	53%	3%	DRC	15	8	0	60%	45%	10
	Dar Pai	1,753	11,715	52%	4%	DRC	14	4	6	44%	0%	4
	Khaung Doke Khar 1	386	2,028	56%	4%	LWF	22	6	15	58%	46%	4
	Khaung Doke Khar 2	400	2,255	49%	4%	LWF	24	6	15	56%	82%	5
	Maw Ti Ngar	657	3,949	49%	5%	NRC	25	5	1	66%	13%	5
	Ohn Taw Chay	789	5,289	61%	2%	DRC	14	3	6	62%	40%	15
	Ohn Taw Gyi North	2,640	15,865	56%	4%	DRC	23	9	5	64%	35%	7
	Ohn Taw Gyi South	2,275	12,537	55%	3%	LWF	18	6	15	58%	57%	4
	Say Tha Mar Gyi	2,690	16,635	54%	3%	DRC	12	12	5	77%	14%	15
Thae Chaung	2,038	12,965	46%	5%	LWF	7	6	15	42%	0%	4	
Thet Kae Pyin	1,019	6,918	49%	5%	NRC	22	5	1	52%	84%	5	

CCCM Camp Profiles, Central Rakhine, Myanmar

March 2022

Township

All

Camp Name

All

CMA

All

Monitoring Period

2022-Q1



Protection



Child Protection



GBV



Education

Township	IDP Site	# HHs	# IDPs	% Children	% Elderly	CMA	Vulnerability (in %)	Presence of a complaints & feedback mechanisms	Presence of case management system (Not SGBV or CP)	# of children in need benefitting from PSS through CFS activities & adolescent programming	Presence of an on-site child protection service provider	Presence of an on-site GBV service provider	% of HHs reached by outreach workers	Presence of case management system	% of children in TLS who attend more than 75% of school days per month	Student-volunteer teacher ratio
Kyaukpyu	Kyauk Ta Lone	334	1,001	36%	9%	Other	22%	Yes ●	Yes ●	0 ●	No ●	No ●	4% ●	No ●	75% ●	13:1 ●
Kyauktaw	Nidin	97	632	0%	100%	Other	0%	No ●	No ●	0 ●	No ●	Yes ●	100% ●	Yes ●	0% ●	0:1 ●
Myebon	Taung Paw	784	3,548	47%	5%	RI	8%	Yes ●	Yes ●	335 ●	Yes ●	Yes ●	0% ●	Yes ●	0% ●	0:1 ●
Pauktaw	Ah Nauk Ywe	1,110	5,196	58%	2%	LWF	19%	Yes ●	Yes ●	10 ●	Yes ●	Yes ●	40% ●	Yes ●	75% ●	18:1 ●
	Kyein Ni Pyin	1,389	6,805	58%	3%	DRC	22%	Yes ●	Yes ●	10 ●	Yes ●	Yes ●	23% ●	Yes ●	42% ●	40:1 ●
	Nget Chaung 1	1,076	5,049	59%	3%	LWF	21%	Yes ●	Yes ●	0 ●	No ●	Yes ●	25% ●	Yes ●	86% ●	48:1 ●
	Nget Chaung 2	1,064	5,154	58%	3%	LWF	23%	Yes ●	No ●	0 ●	No ●	Yes ●	25% ●	Yes ●	87% ●	39:1 ●
Sittwe	Sin Tet Maw	811	2,879	43%	5%	DRC	13%	Yes ●	Yes ●	20 ●	Yes ●	Yes ●	47% ●	Yes ●	67% ●	30:1 ●
Sittwe	Basare	380	2,475	49%	4%	LWF	19%	Yes ●	No ●	40 ●	Yes ●	Yes ●	95% ●	Yes ●	77% ●	34:1 ●
	Baw Du Pha 1	1,012	5,101	47%	4%	DRC	12%	Yes ●	Yes ●	20 ●	Yes ●	Yes ●	0% ●	Yes ●	90% ●	39:1 ●
	Baw Du Pha 2	1,346	8,728	53%	3%	DRC	8%	Yes ●	Yes ●	20 ●	Yes ●	Yes ●	52% ●	Yes ●	89% ●	26:1 ●
	Dar Pai	1,753	11,715	52%	4%	DRC	11%	Yes ●	Yes ●	20 ●	Yes ●	Yes ●	12% ●	Yes ●	82% ●	36:1 ●
	Khaung Doke Khar 1	386	2,028	56%	4%	LWF	18%	Yes ●	No ●	20 ●	Yes ●	Yes ●	25% ●	Yes ●	83% ●	11:1 ●
	Khaung Doke Khar 2	400	2,255	49%	4%	LWF	16%	Yes ●	No ●	20 ●	Yes ●	Yes ●	37% ●	Yes ●	92% ●	41:1 ●
	Maw Ti Ngar	657	3,949	49%	5%	NRC	16%	Yes ●	Yes ●	400 ●	Yes ●	Yes ●	29% ●	Yes ●	80% ●	89:1 ●
	Ohn Taw Chay	789	5,289	61%	2%	DRC	10%	Yes ●	Yes ●	310 ●	Yes ●	Yes ●	59% ●	Yes ●	67% ●	47:1 ●
	Ohn Taw Gyi North	2,640	15,865	56%	4%	DRC	12%	Yes ●	Yes ●	464 ●	Yes ●	Yes ●	18% ●	Yes ●	73% ●	27:1 ●
	Ohn Taw Gyi South	2,275	12,537	55%	3%	LWF	16%	Yes ●	No ●	40 ●	Yes ●	Yes ●	25% ●	Yes ●	83% ●	28:1 ●
Say Tha Mar Gyi	2,690	16,635	54%	3%	DRC	8%	Yes ●	Yes ●	40 ●	Yes ●	Yes ●	57% ●	Yes ●	64% ●	28:1 ●	
Thae Chaung	2,038	12,965	46%	5%	LWF	11%	Yes ●	No ●	350 ●	Yes ●	Yes ●	10% ●	Yes ●	79% ●	29:1 ●	
Thet Kae Pyin	1,019	6,918	49%	5%	NRC	16%	Yes ●	Yes ●	40 ●	Yes ●	Yes ●	26% ●	Yes ●	70% ●	15:1 ●	

CCCM Camp Profiles, Central Rakhine, Myanmar

March 2022

Township

All

Camp Name

All

CMA

All

Monitoring Period

2022-Q1



Food



Nutrition



Health



Water, Sanitation & Hygiene

Township	IDP Site	# HHs	# IDPs	CMA	% of households with access to food aid in the previous 3 months	Female participation on Food Management Committee (FMC)	Coverage (in %) of Severe Acute Malnutrition (SAM) program	Coverage (in %) of Moderate Acute Malnutrition (MAM) program	# of days per week of open clinic	# of hours per day of open clinic	# of patients assisted	Presence of medical doctor	# of people per functioning latrine	Liters per person per day (estimate)	% of HHs receiving WASH consumables for last month	Frequency of solid waste disposal
Kyaukpyu	Kyauk Ta Lone	334	1,001	Other	100% ●	No ●	0% ●	0% ●	0 ●	0 ●	0	No ●	11 ●	>15 liters ●	100% ●	1-2 weeks ●
Kyauktaw	Nidin	97	632	Other	100% ●	No ●	0% ●	0% ●	0 ●	0 ●	0	Yes ●	0 ●	>15 liters ●	0% ●	> 2 weeks ●
Myebon	Taung Paw	784	3,548	RI	69% ●	Yes ●	0% ●	0% ●	2 ●	5 ●	0	Yes ●	20 ●	>15 liters ●	0% ●	> 2 weeks ●
Pauktaw	Ah Nauk Ywe	1,110	5,196	LWF	94% ●	Yes ●	100% ●	100% ●	1 ●	4 ●	939	Yes ●	26 ●	>7.5 < 15 liters ●	100% ●	<= weekly ●
	Kyein Ni Pyin	1,389	6,805	DRC	67% ●	Yes ●	100% ●	100% ●	1 ●	4 ●	0	Yes ●	30 ●	>7.5 < 15 liters ●	99% ●	<= weekly ●
	Nget Chaung 1	1,076	5,049	LWF	67% ●	Yes ●	100% ●	100% ●	2 ●	4 ●	2509	Yes ●	35 ●	>7.5 < 15 liters ●	100% ●	<= weekly ●
	Nget Chaung 2	1,064	5,154	LWF	64% ●	Yes ●	100% ●	100% ●	2 ●	4 ●	2509	Yes ●	27 ●	>7.5 < 15 liters ●	100% ●	<= weekly ●
	Sin Tet Maw	811	2,879	DRC	83% ●	Yes ●	100% ●	100% ●	5 ●	4 ●	0	Yes ●	8 ●	>15 liters ●	90% ●	1-2 weeks ●
Sittwe	Basare	380	2,475	LWF	100% ●	Yes ●	0% ●	100% ●	1 ●	4 ●	246	Yes ●	20 ●	>7.5 < 15 liters ●	100% ●	<= weekly ●
	Baw Du Pha 1	1,012	5,101	DRC	100% ●	Yes ●	100% ●	100% ●	2 ●	7 ●	0	Yes ●	20 ●	>7.5 < 15 liters ●	100% ●	<= weekly ●
	Baw Du Pha 2	1,346	8,728	DRC	100% ●	Yes ●	100% ●	100% ●	2 ●	7 ●	0	Yes ●	35 ●	>7.5 < 15 liters ●	100% ●	<= weekly ●
	Dar Pai	1,753	11,715	DRC	100% ●	No ●	100% ●	100% ●	1 ●	7 ●	0	Yes ●	25 ●	>7.5 < 15 liters ●	100% ●	<= weekly ●
	Khaung Doke Khar 1	386	2,028	LWF	100% ●	No ●	100% ●	100% ●	2 ●	7 ●	881	Yes ●	21 ●	>15 liters ●	100% ●	<= weekly ●
	Khaung Doke Khar 2	400	2,255	LWF	71% ●	No ●	100% ●	100% ●	2 ●	7 ●	300	Yes ●	23 ●	>7.5 < 15 liters ●	100% ●	<= weekly ●
	Maw Ti Ngar	657	3,949	NRC	92% ●	Yes ●	100% ●	100% ●	1 ●	6 ●	0	Yes ●	23 ●	<7.5 liters ●	100% ●	<= weekly ●
	Ohn Taw Chay	789	5,289	DRC	92% ●	No ●	100% ●	100% ●	1 ●	4 ●	428	Yes ●	34 ●	>15 liters ●	100% ●	<= weekly ●
	Ohn Taw Gyi North	2,640	15,865	DRC	79% ●	Yes ●	100% ●	100% ●	2 ●	7 ●	0	Yes ●	26 ●	>15 liters ●	100% ●	<= weekly ●
	Ohn Taw Gyi South	2,275	12,537	LWF	64% ●	Yes ●	100% ●	100% ●	2 ●	7 ●	577	Yes ●	17 ●	>15 liters ●	100% ●	1-2 weeks ●
Say Tha Mar Gyi	2,690	16,635	DRC	100% ●	No ●	100% ●	100% ●	5 ●	4 ●	1464	Yes ●	27 ●	>15 liters ●	99% ●	<= weekly ●	
Thae Chaung	2,038	12,965	LWF	100% ●	Yes ●	100% ●	100% ●	5 ●	7 ●	777	Yes ●	58 ●	>7.5 < 15 liters ●	100% ●	<= weekly ●	
Thet Kae Pyin	1,019	6,918	NRC	100% ●	Yes ●	100% ●	100% ●	7 ●	24 ●	0	Yes ●	26 ●	<7.5 liters ●	100% ●	<= weekly ●	