

Context

The IOM DTM Village Assessment Survey of early July 2019 showed that 629 households (4,159 individuals) have returned to this Kebele of Kercha Woreda post-displacement. Shelter/NFIs, safe drinking water and food are the major humanitarian needs of the vulnerable population. More than 50% of the population remains in need of NFIs distribution, according to the communities, while DRMO/shelter cluster identified 399 HHs in need of shelter support. Delayed and irregular distribution aggravated food needs (20% are yet to receive food, according to the community). There are only 2 sources of safe drinking water in the kebele. This, plus a lack of household water treatment chemicals, are the causes of low availability of potable water.

Methodology

IOM's SMS team uses multiple methods and different sources of information in order to obtain up-to-date data for its Kebele Profiles, including key informant consultations with Cluster and Government focal points, regular service monitoring by SMS Staff, Kebele Community Committee meetings, Kebele and Woreda Coordination meetings, as well as a Complaints & Feedback Mechanism, managed by IOM SMS. Demographic information is sourced from IOM DTM, JEOP joint targeting, community representatives and Kebele administrators, as available.

Sector Overview

Sector	Indicator	Target	Achieved	Implementing Agencies	Key
Site Management Support	• Returnee Committee(s) have been formed or Returnees meaningfully represented in Kebele Committee	Yes	Yes	IOM	Target reached Target more than 50% Reached Target less than 50% reached No data
	• % of Returnee women represented in Local Community Representation Structure.	35%	16%	IOM	
	• Kebele Coordination meeting conducted in the last month	Yes	Yes	IOM	
	• Feedback and Complaint mechanism is operational.	Yes	Yes	IOM	
	• Community Information Centre established	Yes	No	IOM	
Shelter /NFI	• % of returnees/vulnerable HHs in need of shelter repair/construction.	10%	25%	IOM	Target less than 50% reached
	• % of returnees covered with non-food items.	100%	48%	ANE, WVI	
WASH	• # of functional safe water sources available in Kebele.	5	2	IOM, Water & Energy office	Target less than 50% reached
	• Average water availability (litres/person/day)	15L	20L	IOM, Water & Energy office	
	• % of vulnerable Households without Hygiene materials	<2%	1%	IOM, DRC	
	• Number of persons per latrine (get target from WASH)	12	-	No Actors	
Education	• % of children regularly attending primary school.	100%	90%	Education office	No data
	• % of schools (out of how many) in need of rehabilitation or scholastic material support.	100%	-	No Actors	
FSL	• % of returnees hired through cash-for-work programme	40%	2%	IOM, WVI, DRMO	Target less than 50% reached
	• % of returnees/vulnerable HHs in need of farming	<10%	-	No Actors	
	• % of returnees/vulnerable HHs in need of farming equipments	<10%	-	No Actors	
	• % of returnees/vulnerable HHs in need of farming seeds	<10%	-	No Actors	
	• % of in-need returnee households receiving food ration	100%	80%	WVI	
Health	• Health facility running at pre-conflict capacity? (Yes/No)	Yes	Yes	Health Office	Target reached
	• Functional health facility in the Kebele? (Yes/No)	Yes	Yes	Health Office	
Nutrition	• % of SAM prevalence below 5 years of age (by MUAC)	<2%	-	Health Office	No data
	• % of MAM prevalence below 5 years of age (by MUAC)	<10%	-	Health Office	
Protection	• % of vulnerable households without menstrual hygiene management materials	<2%	1%	IOM	Target reached
	• % of protection cases assisted, of those identified	100%	100%	Peace, Security Office	

Community Priorities

- 1 Water
- 2 Food
- 3 Shelter/NFI

Data Source:
IOM SMS Community Feedback Mechanism,
Sept 2019

Kebele Overview

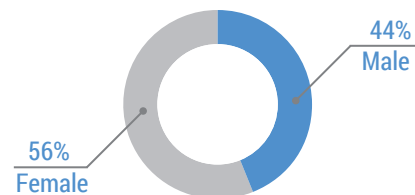
Site Location
Latitude: 5.82630°
Longitude: 38.48444°

Retrunee population

Population as of Oct 2019
4,159 individuals
629 households

* Population figures are as of DTM's VAS R1

Sex Breakdown



Context

588 Households (4,399 individual) returnees were identified in Bilida Saba by the IOM DTM Village Assessment Survey of July 2019. Food, shelter/NFI, and water are three key humanitarian needs affecting the vulnerable population. Delayed and irregular distribution aggravated food needs. According to DRMO/Shelter cluster, 357 HHs have shelter needs. Likewise, water supply schemes and lack of household water treatment chemicals in the kebele are causes of low availability of potable water.

Methodology

IOM's SMS team uses multiple methods and different sources of information in order to obtain up-to-date data for its Kebele Profiles, including key informant consultations with Cluster and Government focal points, regular service monitoring by SMS Staff, Kebele Community Committee meetings, Kebele and Woreda Coordination meetings, as well as a Complaints & Feedback Mechanism, managed by IOM SMS. Demographic information is sourced from IOM DTM, JEOP joint targeting, community representatives and Kebele administrators, as available.

Sector Overview

Sector	Indicator	Target	Achieved	Implementing Agencies	Key
Site Management Support	Returnee Committee(s) have been formed or Returnees meaningfully represented in Kebele Committee	Yes	Yes	IOM	Target reached Target more than 50% Reached Target less than 50% reached No data
	% of Returnee women represented in Local Community Representation Structure.	35%	16%	IOM	
	Kebele Coordination meeting conducted in the last month	Yes	Yes	IOM	
	Feedback and Complaint mechanism is operational.	Yes	Yes	IOM	
	Community Information Centre established	Yes	No	IOM	
Shelter /NFI	% of returnees/vulnerable HHs in need of shelter repair/construction.	10%	25%	ANE, WVI	
	% of returnees covered with non-food items.	100%	48%		
WASH	# of functional safe water sources available in Kebele.	5	2	IOM, Water & Energy office	
	Average water availability (litres/person/day)	15L	20L	IOM, Water & Energy office	
	% of vulnerable Households without Hygiene materials	<2%	1%	IOM, DRC	
	Number of persons per latrine (get target from WASH)	12	-	No Actors	
Education	% of children regularly attending primary school.	100%	90%	Education office	
	% of schools (out of how many) in need of rehabilitation or scholastic material support.	100%	-	No Actors	
FSL	% of returnees hired through cash-for-work programme	40%	2%	IOM, WVI, DRMO	
	% of returnees/vulnerable HHs in need of farming	<10%	-	No Actors	
	% of returnees/vulnerable HHs in need of farming equipments	<10%	-	No Actors	
	% of returnees/vulnerable HHs in need of farming seeds	<10%	-	No Actors	
	% of in-need returnee households receiving food ration	100%	80%	WVI	
Health	Health facility running at pre-conflict capacity? (Yes/No)	Yes	Yes	Health Office	
	Functional health facility in the Kebele? (Yes/No)	Yes	Yes	Health Office	
Nutrition	% of SAM prevalence below 5 years of age (by MUAC)	<2%	-	Health Office	
	% of MAM prevalence below 5 years of age (by MUAC)	<10%	-	Health Office	
Protection	% of vulnerable households without menstrual hygiene management materials	<2%	1%	IOM	
	% of protection cases assisted, of those identified	100%	100%	Peace, Security Office	

Community Priorities

- Water
- Food
- Shelter/NFI

Data Source:
IOM SMS Community Feedback Mechanism,
Sept 2019

Kebele Overview

Site Location
Latitude: 5.87050°
Longitude: 38.45250°

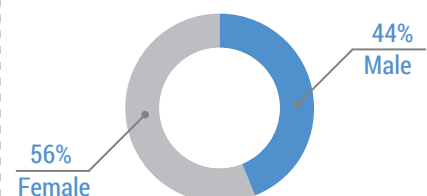
Returnee population

Population as of Oct 2019

4,399 individuals
588 households

* Population figures are as of DTM's VAS R1

Sex Breakdown



Context

According to the Joint Targeting Assessment, September 2019, 883 HHs (6,643 individuals) are now in Dogu Sodu Kebele. The major gaps in this kebele are scholastic materials, safe drinking water and Shelter/NFIs. As there are no partners present for education, support to the school-age children for stationery is the biggest gap, followed by safe drinking water because there are no safe drinking water sources and people access only 5 litres of water/person/day which is not safe for drinking. The DRMO/shelter cluster identified 328 HHs with damaged shelters, however the community report that the number in need of Shelter/NFI assistance is higher. Nutrition (MAM in particular) is also a challenge in the community and the protection cases are not reported as there are no protection partners present.

Methodology

IOM's SMS team uses multiple methods and different sources of information in order to obtain up-to-date data for its Kebele Profiles, including key informant consultations with Cluster and Government focal points, regular service monitoring by SMS Staff, Kebele Community Committee meetings, Kebele and Woreda Coordination meetings, as well as a Complaints & Feedback Mechanism, managed by IOM SMS. Demographic information is sourced from IOM DTM, JEOP joint targeting, community representatives and Kebele administrators, as available.

Sector Overview

Sector	Indicator	Target	Achieved	Implementing Agencies	Key
Site Management Support	• Returnee Committee(s) have been formed or Returnees meaningfully represented in Kebele Committee	Yes	Yes	IOM	Target reached Target more than 50% Reached Target less than 50% reached No data
	• % of Returnee women represented in Local Community Representation Structure.	35%	33%	IOM	
	• Kebele Coordination meeting conducted in the last month	Yes	Yes	IOM	
	• Feedback and Complaint mechanism is operational.	Yes	Yes	IOM	
	• Community Information Centre established	Yes	No	IOM	
Shelter /NFI	• % of returnees/vulnerable HHs in need of shelter repair/construction.	10%	30%	CRS	Target less than 50% reached
	• % of returnees covered with non-food items.	100%	12%	CRS	
WASH	• # of functional safe water sources available in Kebele.	5	0	No Actors	Target less than 50% reached
	• Average water availability (litres/person/day)	15L	5	Water & Energy office	
	• % of vulnerable Households without Hygiene materials	<2%	-	No Actors	
	• Number of persons per latrine (get target from WASH)	12	-	No Actors	
Education	• % of children regularly attending primary school.	100%	95%	Education Office	No data
	• % of schools (out of how many) in need of rehabilitation or scholastic material support.	100%	2%	No Actors	
FSL	• % of returnees hired through cash-for-work programme	40%	12%	Agri & Rural Dev Off	Target less than 50% reached
	• % of returnees/vulnerable HHs in need of farming	<10%	100%	Agri & Rural Dev Off	
	• % of returnees/vulnerable HHs in need of farming equipments	<10%	100%	Agri. & Rural Dev Off	
	• % of returnees/vulnerable HHs in need of farming seeds	<10%	100%	Agri. & Rural Dev Off	
	• % of in-need returnee households receiving food ration	100%	98%	WVI	
Health	• Health facility running at pre-conflict capacity? (Yes/No)	Yes	Yes	No Actors	Target less than 50% reached
	• Functional health facility in the Kebele? (Yes/No)	Yes	Yes	No Actors	
Nutrition	• % of SAM prevalence below 5 years of age (by MUAC)	<2%	1%	Health Office, PLAN	Target less than 50% reached
	• % of MAM prevalence below 5 years of age (by MUAC)	<10%	16%	Health Office, PLAN	
Protection	• % of vulnerable households without menstrual hygiene management materials	<2%	100%	WASH Cluster	Target less than 50% reached
	• % of protection cases assisted, of those identified	100%	-	No Actors	

Community Priorities

- 1 NFI
- 2 Educational Materials
- 3 Health Services

Data Source:
IOM SMS Community Feedback Mechanism,
Sept 2019

Kebele Overview

Site Location

Latitude: 5.741494°
Longitude: 38.32117°

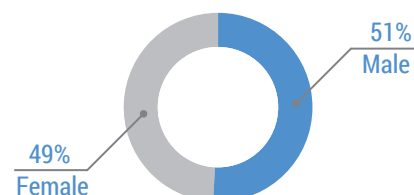
Affected population

Population as of Oct 2019

6,643 individuals
883 households

* Population figures are as per Joint Targeting Assessment, September 2019.

Sex Breakdown



Context

Egu Abayi Kebele of Kercha Woreda, has received 496 returnee households (5,721 individuals). WASH, Education, food and shelter are the key gaps found during SMS service monitoring. People have just 4 litres of water/person/day and the main water source is an unprotected spring. Only 11% of school-age children are attending primary school. Food distribution has often been delayed and communities report that many people are yet to receive and that even more are still waiting for NFIs support. DRMO/Shelter Cluster identified 385 damaged shelters. There is a low presence of humanitarian actors in the Kebele. Humanitarian activity delivery was hampered in September due to heavy rainfall throughout the month.

Methodology

IOM's SMS team uses multiple methods and different sources of information in order to obtain up-to-date data for its Kebele Profiles, including key informant consultations with Cluster and Government focal points, regular service monitoring by SMS Staff, Kebele Community Committee meetings, Kebele and Woreda Coordination meetings, as well as a Complaints & Feedback Mechanism, managed by IOM SMS. Demographic information is sourced from IOM DTM, JEOP joint targeting, community representatives and Kebele administrators, as available.

Sector Overview

Sector	Indicator	Target	Achieved	Implementing Agencies	Key
Site Management Support	Returnee Committee(s) have been formed or Returnees meaningfully represented in Kebele Committee	Yes	Yes ●	IOM	● Target reached ● Target more than 50% Reached ● Target less than 50% reached ○ No data
	% of Returnee women represented in Local Community Representation Structure.	35%	25% ●	IOM	
	Kebele Coordination meeting conducted in the last month	Yes	Yes ●	IOM	
	Feedback and Complaint mechanism is operational.	Yes	Yes ●	IOM	
	Community Information Centre established	Yes	No ●	IOM	
Shelter /NFI	% of returnees/vulnerable HHs in need of shelter repair/construction.	10%	0.67% ●	IOM, EECMY	
	% of returnees covered with non-food items.	100%	25% ●	DRMO	
WASH	# of functional safe water sources available in Kebele.	5	1 ●	Water & Enegy office	
	Average water availability (litres/person/day)	15L	4L ●	Water & Enegy office	
	% of vulnerable Households without Hygiene materials	<2%	0 ●	IOM, DRC	
	Number of persons per latrine (get target from WASH)	12	- ○	IOM	
Education	% of children regularly attending primary school.	100%	11% ●	Education office	
	% of schools (out of how many) in need of rehabilitation or scholastic material support.	100%	- ○	No Actors	
FSL	% of returnees hired through cash-for-work programme	40%	- ○	No Actors	
	% of returnees/vulnerable HHs in need of farming	<10%	- ○	No Actors	
	% of returnees/vulnerable HHs in need of farming equipments	<10%	- ○	No Actors	
	% of returnees/vulnerable HHs in need of farming seeds	<10%	- ○	No Actors	
	% of in-need returnee households receiving food ration	100%	80% ○	No Actors	
Health	Health facility running at pre-conflict capacity? (Yes/No)	Yes	Yes ●	Health Office	
	Functional health facility in the Kebele? (Yes/No)	Yes	Yes ●	Health Office	
Nutrition	% of SAM prevalence below 5 years of age (by MUAC)	<2%	- ○	MCMDO, Health Office	
	% of MAM prevalence below 5 years of age (by MUAC)	<10%	- ○	MCMDO, Health Office	
Protection	% of vulnerable households without menstrual hygiene management materials	<2%	1% ●	IOM	
	% of protection cases assisted, of those identified	100%	100% ●	DRC	

Community Priorities

- 1 Water
- 2 Food
- 3 Shelter

Data Source:
IOM SMS Community Feedback Mechanism,
Sept 2019

Kebele Overview

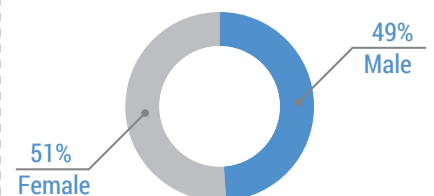
Site Location
Latitude: 5.72962°
Longitude: 38.39398°

Returnee population

Population as of Oct 2019
5,721 individuals
496 households

* Population figures are as of DTM's VAS R1

Sex Breakdown



Ela Farda Magala Kebele Profile

Kercha Woreda, West Guji Zone

(September 2019)

Context

IOM DTM's Village Assessment Survey of June 2019 shows that 538 households (1,907 individuals) have returned to this kebele in Kercha Woreda. Key humanitarian needs identified during SMS service monitoring and consultation with cluster counterparts include shelter/NFI, food and scholastic materials. Shelter cluster/DRMO identified 358 HHHs in need of shelter support during this month. Although, the school started in early September, returnee families could not afford to buy school materials for their school-age children. Similarly, WASH also a key gap in this area because no intervention has been launched yet in this Kebele.

Methodology

IOM's SMS team uses multiple methods and different sources of information in order to obtain up-to-date data for its Kebele Profiles, including key informant consultations with Cluster and Government focal points, regular service monitoring by SMS Staff, Kebele Community Committee meetings, Kebele and Woreda Coordination meetings, as well as a Complaints & Feedback Mechanism, managed by IOM SMS. Demographic information is sourced from IOM DTM, JEOP joint targeting, community representatives and Kebele administrators, as available.

Sector Overview

Sector	Indicator	Target	Achieved	Implementing Agencies	Key
Site Management Support	Returnee Committee(s) have been formed or Returnees meaningfully represented in Kebele Committee	Yes	Yes	IOM	Target reached Target more than 50% Reached Target less than 50% reached No data
	% of Returnee women represented in Local Community Representation Structure.	35%	25%	IOM	
	Kebele Coordination meeting conducted in the last month	Yes	Yes	IOM	
	Feedback and Complaint mechanism is operational.	Yes	Yes	IOM	
	Community Information Centre established	Yes	No	IOM	
Shelter/NFI	% of returnees/vulnerable HHHs in need of shelter repair/construction.	10%	0%	ECCMY	
	% of returnees covered with non-food items.	100%	7%	NRC	
WASH	# of functional safe water sources available in Kebele.	5	3	Water & Energy office	
	Average water availability (litres/person/day)	15L	10L	Water & Energy office	
	% of vulnerable Households without Hygiene materials	<2%	-	No Actors	
	Number of persons per latrine (get target from WASH)	12	0	IOM, DRC	
Education	% of children regularly attending primary school.	100%	62%	Education office	
	% of schools (out of how many) in need of rehabilitation or scholastic material support.	100%	0%	Education office	
FSL	% of returnees hired through cash-for-work programme	40%	-	ECCMY	
	% of returnees/vulnerable HHHs in need of farming	<10%	-	No Actors	
	% of returnees/vulnerable HHHs in need of farming equipments	<10%	-	No Actors	
	% of returnees/vulnerable HHHs in need of farming seeds	<10%	-	No Actors	
	% of in-need returnee households receiving food ration	100%	-	DRMO	
Health	Health facility running at pre-conflict capacity? (Yes/No)	Yes	No	Health Office	
	Functional health facility in the Kebele? (Yes/No)	Yes	Yes	Health Office	
Nutrition	% of SAM prevalence below 5 years of age (by MUAC)	<2%	-	Health Office	
	% of MAM prevalence below 5 years of age (by MUAC)	<10%	-	Health Office	
Protection	% of vulnerable households without menstrual hygiene management materials	<2%	-	Water & Energy office	
	% of protection cases assisted, of those identified	100%	-	Peace & Energy Office	

Community Priorities

- Education Items
- Food
- Shelter

Data Source: IOM SMS Community Feedback Mechanism, Sept 2019

Kebele Overview

Site Location
 Latitude: 5.72962°
 Longitude: 38.39398°

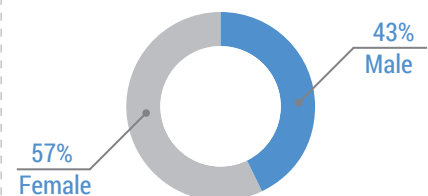
Returnee population

Population as of Oct 2019

1,907 individuals
538 households

* Population figures are as of DTM's VAS R1

Sex Breakdown



Context

In Gerba 02 Kebele of Bule Hora Woreda, there are 424 returnee households (3,077 individuals) according to the Joint Targeting exercise of September 2019. SMS humanitarian need monitoring in September identified NFIs, WASH and scholastic materials as the most urgent humanitarian gaps. As the returnees lost all their household utensils during the conflict and no partner provided them the support yet, NFI is the first top priority need to the affected population. While there are some water points in the kebele, they are not accessible for everyone and people are accessing the water only 8 litres/person/day on average. There is a low presence of humanitarian actors in the Kebele. Humanitarian activity delivery was hampered in September due to heavy rainfall throughout the month.

Methodology

IOM's SMS team uses multiple methods and different sources of information in order to obtain up-to-date data for its Kebele Profiles, including key informant consultations with Cluster and Government focal points, regular service monitoring by SMS Staff, Kebele Community Committee meetings, Kebele and Woreda Coordination meetings, as well as a Complaints & Feedback Mechanism, managed by IOM SMS. Demographic information is sourced from IOM DTM, JEOP joint targeting, community representatives and Kebele administrators, as available.

Sector Overview

Sector	Indicator	Target	Achieved	Implementing Agencies	Key	
Site Management Support	Returnee Committee(s) have been formed or Returnees meaningfully represented in Kebele Committee	Yes	Yes	●	IOM	● Target reached ● Target more than 50% Reached ● Target less than 50% reached ○ No data
	% of Returnee women represented in Local Community Representation Structure.	35%	14%	●	IOM	
	Kebele Coordination meeting conducted in the last month	Yes	Yes	●	IOM	
	Feedback and Complaint mechanism is operational.	Yes	Yes	●	IOM	
	Community Information Centre established	Yes	No	●	IOM	
Shelter /NFI	% of returnees/vulnerable HHs in need of shelter repair/construction.	10%	-	○	No Actors	
	% of returnees covered with non-food items.	100%	-	○	No Actors	
WASH	# of functional safe water sources available in Kebele.	5	2	●	Water & Energy office	
	Average water availability (litres/person/day)	15L	-	○	No Actors	
	% of vulnerable Households without Hygiene materials	<2%	-	○	No Actors	
	Number of persons per latrine (get target from WASH)	12	-	○	No Actors	
Education	% of children regularly attending primary school.	100%	85%	●	Education office	
	% of schools (out of how many) in need of rehabilitation or scholastic material support.	100%	100%	○	Education office, IOM	
FSL	% of returnees hired through cash-for-work programme	40%	1%	●	WVI	
	% of returnees/vulnerable HHs in need of farming	<10%	100%	●	Agri. &Rural Dev. Office	
	% of returnees/vulnerable HHs in need of farming equipments	<10%	100%	●	Agri. &Rural Dev. Office	
	% of returnees/vulnerable HHs in need of farming seeds	<10%	100%	●	Agri. &Rural Dev. Office	
	% of in-need returnee households receiving food ration	100%	98%	●	WVI	
Health	Health facility running at pre-conflict capacity? (Yes/No)	Yes	Yes	○	Health Office	
	Functional health facility in the Kebele? (Yes/No)	Yes	Yes	●	Health Office	
Nutrition	% of SAM prevalence below 5 years of age (by MUAC)	<2%	5%	●	Health Office, PLAN	
	% of MAM prevalence below 5 years of age (by MUAC)	<10%	1%	●	Health Office, PLAN	
Protection	% of vulnerable households without menstrual hygiene management materials	<2%	-	○	No Actors	
	% of protection cases assisted, of those identified	100%	-	○	No Actors	

Community Priorities

- NFI
- Educational Materials
- Water

Data Source: IOM SMS Community Feedback Mechanism, Sept 2019

Kebele Overview

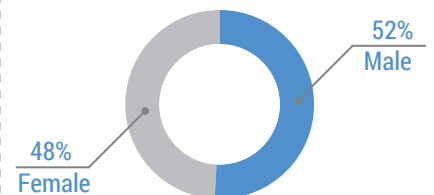
Site Location
Latitude: 5.783512°
Longitude: 38.265665°

Affected population

Population as of Oct 2019
3,077 individuals
424 households

* Population figures are as per Joint Targeting Assessment, September 2019.

Sex Breakdown



Context

Guracho Jeldo Badiya Kebele has an estimated Returnee population of 3393 from 601 Households, according to IOM's DTM Village Assessment Survey, late June 2019. Monitoring of humanitarian needs in this Kebele in September 2019 identified Education as a key gap, with only 40% of school-age children regularly attending primary school. WASH and Dignity NFIs were also reported as a key need, with 30% of vulnerable households in need of hygiene materials and 30% also in need of menstrual hygiene management materials. Similarly, the DRMO office/Shelter Cluster identified 446 HHs with damaged shelter. Access for humanitarian actors to the Kebele in September was difficult because of frequent heavy rain

Methodology

IOM's SMS team uses multiple methods and different sources of information in order to obtain up-to-date data for its Kebele Profiles, including key informant consultations with Cluster and Government focal points, regular service monitoring by SMS Staff, Kebele Community Committee meetings, Kebele and Woreda Coordination meetings, as well as a Complaints & Feedback Mechanism, managed by IOM SMS. Demographic information is sourced from IOM DTM, JEOP joint targeting, community representatives and Kebele administrators, as available.

Sector Overview

Sector	Indicator	Target	Achieved	Implementing Agencies	Key
Site Management Support	Returnee Committee(s) have been formed or Returnees meaningfully represented in Kebele Committee	Yes	Yes	IOM	Target reached Target more than 50% Reached Target less than 50% reached No data
	% of Returnee women represented in Local Community Representation Structure.	35%	25%	IOM	
	Kebele Coordination meeting conducted in the last month	Yes	Yes	IOM	
	Feedback and Complaint mechanism is operational.	Yes	Yes	IOM	
	Community Information Centre established	Yes	No	IOM	
Shelter /NFI	% of returnees/vulnerable HHs in need of shelter repair/construction.	10%	0%	EECMY	
	% of returnees covered with non-food items.	100%	85%	IOM, DRC	
WASH	# of functional safe water sources available in Kebele.	5	3	IRC, Water & Energy office	
	Average water availability (litres/person/day)	15L	20L	IRC, Water & Energy office	
	% of vulnerable Households without Hygiene materials	<2%	30%	DRC	
	Number of persons per latrine (get target from WASH)	12	0	IOM	
Education	% of children regularly attending primary school.	100%	40%	Education office	
	% of schools (out of how many) in need of rehabilitation or scholastic material support.	100%	-	No Actors	
FSL	% of returnees hired through cash-for-work programme	40%	20%	EECMY	
	% of returnees/vulnerable HHs in need of farming	<10%	-	No Actors	
	% of returnees/vulnerable HHs in need of farming equipments	<10%	-	No Actors	
	% of returnees/vulnerable HHs in need of farming seeds	<10%	-	No Actors	
	% of in-need returnee households receiving food ration	100%	85%	WVI	
Health	Health facility running at pre-conflict capacity? (Yes/No)	Yes	No	Health Office	
	Functional health facility in the Kebele? (Yes/No)	Yes	No	Health Office	
Nutrition	% of SAM prevalence below 5 years of age (by MUAC)	<2%	3.2%	Health Office	
	% of MAM prevalence below 5 years of age (by MUAC)	<10%	2.8%	Health Office	
Protection	% of vulnerable households without menstrual hygiene management materials	<2%	30%	IOM	
	% of protection cases assisted, of those identified	100%	13.6%	DRC	

Community Priorities

- Education Items
- Food
- Shelter

Data Source:
IOM SMS Community Feedback Mechanism,
Sept 2019

Kebele Overview

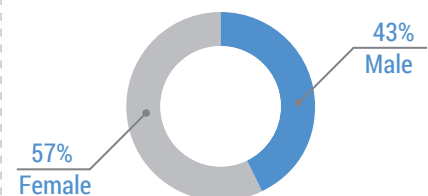
Site Location
Latitude: 5.72962°
Longitude: 38.39398°

Returnee population

Population as of Oct 2019
1,907 individuals
538 households

* Population figures are as of DTM's VAS R1

Sex Breakdown



Context

Hartuma Lema has received 352 returnee HHs (2,405 individuals) as per the Joint Targeting Assessment, September 2019. SMS monitoring of humanitarian needs in the last month identified major gaps in shelter/NFI, scholastic materials support, and WASH. Shelter Cluster/DRMO identified 207 HHs in need of support for damaged shelters. School-age returnee children lack scholastic materials. Kebele residents obtain only 5 litres of water/person/day and there are not sufficient functional water sources or latrines. Similarly, lack of farming inputs support and lack of protection partners are other gaps in this Kebele. Heavy rain was the most challenging for access in this kebele throughout September.

Methodology

IOM's SMS team uses multiple methods and different sources of information in order to obtain up-to-date data for its Kebele Profiles, including key informant consultations with Cluster and Government focal points, regular service monitoring by SMS Staff, Kebele Community Committee meetings, Kebele and Woreda Coordination meetings, as well as a Complaints & Feedback Mechanism, managed by IOM SMS. Demographic information is sourced from IOM DTM, JEOP joint targeting, community representatives and Kebele administrators, as available.

Sector Overview

Sector	Indicator	Target	Achieved	Implementing Agencies	Key
Site Management Support	Returnee Committee(s) have been formed or Returnees meaningfully represented in Kebele Committee	Yes	Yes	IOM	● Target reached ● Target more than 50% Reached ● Target less than 50% reached ○ No data
	% of Returnee women represented in Local Community Representation Structure.	35%	30%	IOM	
	Kebele Coordination meeting conducted in the last month	Yes	Yes	IOM	
	Feedback and Complaint mechanism is operational.	Yes	Yes	IOM	
	Community Information Centre established	Yes	No	IOM	
Shelter /NFI	% of returnees/vulnerable HHs in need of shelter repair/construction.	10%	-	No Actors	
	% of returnees covered with non-food items.	100%	100%	IOM	
WASH	# of functional safe water sources available in Kebele.	5	3	Water & Energy office	
	Average water availability (litres/person/day)	15L	5	Water & Energy office	
	% of vulnerable Households without Hygiene materials	<2%	-	No Actors	
	Number of persons per latrine (get target from WASH)	12	-	No Actors	
Education	% of children regularly attending primary school.	100%	-	No Actors	
	% of schools (out of how many) in need of rehabilitation or scholastic material support.	100%	-	No Actors	
FSL	% of returnees hired through cash-for-work programme	40%	10%	WVI	
	% of returnees/vulnerable HHs in need of farming	<10%	-	No Actors	
	% of returnees/vulnerable HHs in need of farming equipments	<10%	-	No Actors	
	% of returnees/vulnerable HHs in need of farming seeds	<10%	-	No Actors	
	% of in-need returnee households receiving food ration	100%	-	WVI	
Health	Health facility running at pre-conflict capacity? (Yes/No)	Yes	-	Health Office	
	Functional health facility in the Kebele? (Yes/No)	Yes	Yes	Health Office	
Nutrition	% of SAM prevalence below 5 years of age (by MUAC)	<2%	5%	Health Office, PLAN	
	% of MAM prevalence below 5 years of age (by MUAC)	<10%	1%	Health Office, PLAN	
Protection	% of vulnerable households without menstrual hygiene management materials	<2%	0%	IOM	
	% of protection cases assisted, of those identified	100%	-	No Actors	

Community Priority needs

- Shetler
- Educational Materials
- Farming Materials

Data Source:
IOM SMS Community Feedback Mechanism,
Sept 2019

Kebele Overview

Site Location
Latitude: 5.703335°
Longitude: 38.360702°

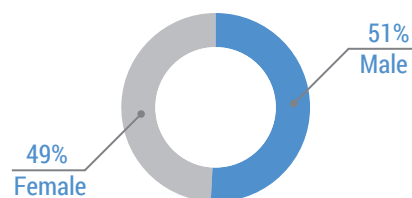
Affcted Population

Returnee population as of Oct 2019

2,405 individuals
352 households

* Population figures are as per Joint Targeting Assessment, September 2019.

Sex Breakdown



Context

In Hera Lipitu Kebele of Bule Hora Woreda, 883 HHs (5,603 individuals) were registered in the September 2019 as old returnees and newly repatriated returnees according to Joint Targeting Assessment. The top three priority needs of the affected population in this kebele are food, Shelter/NFI and Hygiene. Food support has delayed for more than 2 months because of heavy rain. The DRMO/Shelter cluster identified 260 HHs in need of shelter support. 29% of HHs are in need of shelter and 42% have received NFIs so far according to the communities. Dignity kits for women is also a major gap followed by the lack of protection partners' coverage of the community.

Methodology

IOM's SMS team uses multiple methods and different sources of information in order to obtain up-to-date data for its Kebele Profiles, including key informant consultations with Cluster and Government focal points, regular service monitoring by SMS Staff, Kebele Community Committee meetings, Kebele and Woreda Coordination meetings, as well as a Complaints & Feedback Mechanism, managed by IOM SMS. Demographic information is sourced from IOM DTM, JEOP joint targeting, community representatives and Kebele administrators, as available.

Sector Overview

Sector	Indicator	Target	Achieved	Implementing Agencies	Key
Site Management Support	Returnee Committee(s) have been formed or Returnees meaningfully represented in Kebele Committee	Yes	Yes	IOM	● Target reached ● Target more than 50% Reached ● Target less than 50% reached ○ No data
	% of Returnee women represented in Local Community Representation Structure.	35%	30%	IOM	
	Kebele Coordination meeting conducted in the last month	Yes	Yes	IOM	
	Feedback and Complaint mechanism is operational.	Yes	Yes	IOM	
	Community Information Centre established	Yes	No	IOM	
Shelter /NFI	% of returnees/vulnerable HHs in need of shelter repair/construction.	10%	71%	CRS	● Target less than 50% reached
	% of returnees covered with non-food items.	100%	42%	CRS	
WASH	# of functional safe water sources available in Kebele.	5	4	IOM, CRS	● Target less than 50% reached
	Average water availability (litres/person/day)	15L	10-15	IOM, CRS	
	% of vulnerable Households without Hygiene materials	<2%	0	IOM, CRS	
	Number of persons per latrine (get target from WASH)	12	0	IOM, CRS	
Education	% of children regularly attending primary school.	100%	100%	Education office	○ No data
	% of schools (out of how many) in need of rehabilitation or scholastic material support.	100%	0%	Education office	
FSL	% of returnees hired through cash-for-work programme	40%	8%	WVI, Oxfam, CRS, IOM	● Target less than 50% reached
	% of returnees/vulnerable HHs in need of farming	<10%	100%	WVI, Oxfam, CRS, IOM	
	% of returnees/vulnerable HHs in need of farming equipments	<10%	100%	Agri. & Rural Dev. Office	
	% of returnees/vulnerable HHs in need of farming seeds	<10%	100%	Agri. & Rural Dev. Office	
	% of in-need returnee households receiving food ration	100%	90.7%	WVI	
Health	Health facility running at pre-conflict capacity? (Yes/No)	Yes	Yes	Health Office	● Target reached
	Functional health facility in the Kebele? (Yes/No)	Yes	Yes	Health Office	
Nutrition	% of SAM prevalence below 5 years of age (by MUAC)	<2%	0.11%	Health Office, PLAN	● Target reached
	% of MAM prevalence below 5 years of age (by MUAC)	<10%	3.61%	Health Office, PLAN	
Protection	% of vulnerable households without menstrual hygiene management materials	<2%	0	IOM	● Target less than 50% reached
	% of protection cases assisted, of those identified	100%	-	No Actors	

Community Priorities

- 1 Food
- 2 Educational Materials
- 3 Shelter

Data Source:
IOM SMS Community Feedback Mechanism,
Sept 2019

Kebele Overview

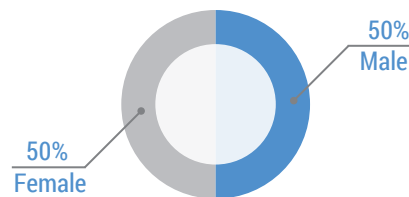
Site Location
Latitude: **5.823039°**
Longitude: **38.26325°**

Affected population

Population as of Oct 2019
5,630 individuals
883 households

* Population figures are as per Joint Targeting Assessment, September 2019.

Sex Breakdown



Context

According to IOM DTM's Village Assessment Survey in early July, 711 households (3,609 individuals) returned to Kercha Inshe of Kercha Woreda after the government return process took place. The top three humanitarian needs of the returnee population in this kebele are water, nutrition and health. People receive only 4 litres of drinking water per person per day and water sources are not protected. MAM stands at 26%. There is no health post in the kebele and the mobile clinic service is once a week.

Methodology

IOM's SMS team uses multiple methods and different sources of information in order to obtain up-to-date data for its Kebele Profiles, including key informant consultations with Cluster and Government focal points, regular service monitoring by SMS Staff, Kebele Community Committee meetings, Kebele and Woreda Coordination meetings, as well as a Complaints & Feedback Mechanism, managed by IOM SMS. Demographic information is sourced from IOM DTM, JEOP joint targeting, community representatives and Kebele administrators, as available.

Sector Overview

Sector	Indicator	Target	Achieved	Implementing Agencies	Key
Site Management Support	Returnee Committee(s) have been formed or Returnees meaningfully represented in Kebele Committee	Yes	Yes ●	IOM	● Target reached ● Target more than 50% Reached ● Target less than 50% reached ○ No data
	% of Returnee women represented in Local Community Representation Structure.	35%	28% ●	IOM	
	Kebele Coordination meeting conducted in the last month	Yes	Yes ●	IOM	
	Feedback and Complaint mechanism is operational.	Yes	Yes ●	IOM	
	Community Information Centre established	Yes	No ●	IOM	
Shelter /NFI	% of returnees/vulnerable HHs in need of shelter repair/construction.	10%	63.05% ●	CRS	● Target less than 50% reached ○ No data
	% of returnees covered with non-food items.	100%	92% ●	No Actors	
WASH	# of functional safe water sources available in Kebele.	5	5 ●	IOM	● Target less than 50% reached ○ No data
	Average water availability (litres/person/day)	15L	4L ●	IRC, IOM	
	% of vulnerable Households without Hygiene materials	<2%	24% ●	IOM, DRC	
	Number of persons per latrine (get target from WASH)	12	0 ●	IOM	
Education	% of children regularly attending primary school.	100%	100% ●	Education office	○ No data
	% of schools (out of how many) in need of rehabilitation or scholastic material support.	100%	- ○	No Actors	
FSL	% of returnees hired through cash-for-work programme	40%	23% ●	CRS	○ No data
	% of returnees/vulnerable HHs in need of farming	<10%	- ○	No Actors	
	% of returnees/vulnerable HHs in need of farming equipments	<10%	- ○	No Actors	
	% of returnees/vulnerable HHs in need of farming seeds	<10%	- ○	No Actors	
	% of in-need returnee households receiving food ration	100%	98% ●	WVI	
Health	Health facility running at pre-conflict capacity? (Yes/No)	Yes	No ●	Health Office	○ No data
	Functional health facility in the Kebele? (Yes/No)	Yes	Yes ●	Health Office	
Nutrition	% of SAM prevalence below 5 years of age (by MUAC)	<2%	4.2% ●	Health Office	○ No data
	% of MAM prevalence below 5 years of age (by MUAC)	<10%	26.6% ●	Health Office	
Protection	% of vulnerable households without menstrual hygiene management materials	<2%	24% ●	IOM	○ No data
	% of protection cases assisted, of those identified	100%	22% ●	DRC	

Community Priorities

- Water
- Food
- Health Facilities

Data Source:
IOM SMS Community Feedback Mechanism,
Sept 2019

Kebele Overview

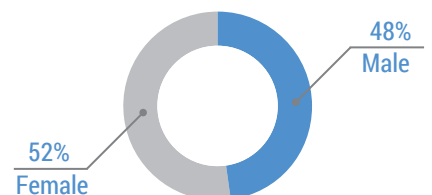
Site Location
Latitude: 5.77197°
Longitude: 38.42535°

Returnee population

Population as of Oct 2019
3,609 individuals
711 households

* Population figures are as of DTM's VAS R1

Sex Breakdown



Context

Sakicha Kebele of Bule Hora Woreda received 288 returnee households (2,063 individuals) according to the Joint Targeting Assessment, September 2019. Shelter/NFI, Food and WASH are the key humanitarian gaps identified in this kebele. Due to lack of shelter intervention in this kebele, returnees have been surviving either in temporary shelters or with relatives. They have not received NFI support after their return, as no humanitarian organization is providing this service in this kebele. Food assistance has been delayed for more than two months which has exposed the affected population to various risks. The community is advocating for the inclusion of 23 further HHs in the distribution list. With only one functional water source providing only 5 litres/person/day, WASH is also a priority humanitarian need

Methodology

IOM's SMS team uses multiple methods and different sources of information in order to obtain up-to-date data for its Kebele Profiles, including key informant consultations with Cluster and Government focal points, regular service monitoring by SMS Staff, Kebele Community Committee meetings, Kebele and Woreda Coordination meetings, as well as a Complaints & Feedback Mechanism, managed by IOM SMS. Demographic information is sourced from IOM DTM, JEOP joint targeting, community representatives and Kebele administrators, as available.

Sector Overview

Sector	Indicator	Target	Achieved	Implementing Agencies	Key
Site Management Support	Returnee Committee(s) have been formed or Returnees meaningfully represented in Kebele Committee	Yes	Yes	IOM	● Target reached ● Target more than 50% Reached ● Target less than 50% reached ○ No data
	% of Returnee women represented in Local Community Representation Structure.	35%	30%	IOM	
	Kebele Coordination meeting conducted in the last month	Yes	Yes	IOM	
	Feedback and Complaint mechanism is operational.	Yes	Yes	IOM	
	Community Information Centre established	Yes	No	IOM	
Shelter/NFI	% of returnees/vulnerable HHs in need of shelter repair/construction.	10%	-	No Actors	
	% of returnees covered with non-food items.	100%	100%	IOM	
WASH	# of functional safe water sources available in Kebele.	5	1	Water & Energy Office	
	Average water availability (litres/person/day)	15L	15L	Water & Energy Office	
	% of vulnerable Households without Hygiene materials	<2%	100%	IOM	
	Number of persons per latrine (get target from WASH)	12	7	No Actors	
Education	% of children regularly attending primary school.	100%	-	Education office	
	% of schools (out of how many) in need of rehabilitation or scholastic material support.	100%	2%	Education office, IOM	
FSL	% of returnees hired through cash-for-work programme	40%	18%	Afro Ethiopia, IOM	
	% of returnees/vulnerable HHs in need of farming	<10%	-	No Actors	
	% of returnees/vulnerable HHs in need of farming equipments	<10%	-	No Actors	
	% of returnees/vulnerable HHs in need of farming seeds	<10%	-	No Actors	
	% of in-need returnee households receiving food ration	100%	-	No Actors	
Health	Health facility running at pre-conflict capacity? (Yes/No)	Yes	Yes	Health Office	
	Functional health facility in the Kebele? (Yes/No)	Yes	Yes	Health Office, IOM	
Nutrition	% of SAM prevalence below 5 years of age (by MUAC)	<2%	5%	Health Office, PLAN	
	% of MAM prevalence below 5 years of age (by MUAC)	<10%	1%	Health Office, PLAN	
Protection	% of vulnerable households without menstrual hygiene management materials	<2%	-	IOM	
	% of protection cases assisted, of those identified	100%	-	No Actors	

Community Priorities

- 1 Food
- 2 NFI
- 3 Shelter

Data Source: IOM SMS Community Feedback Mechanism, Sept 2019

Kebele Overview

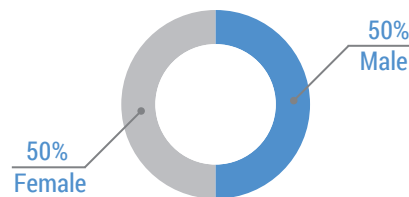
Site Location
Latitude: 5.745492°
Longitude: 38.350219°

Affected population

Population as of Oct 2019
2,063 individuals
288 households

* Population figures are as per Joint Targeting Assessment, September 2019.

Sex Breakdown



Context

The IOM DTM Village Assessment Survey, July 2019, found 418 households (6,423 individuals) had returned to Sare Saba Kebele of Kercha Woreda in the returns process. Shelter/NFI, FSL (including food) and WASH are the top three humanitarian needs affecting vulnerable populations. Delayed and irregular distribution aggravated food needs; According to DRMO/shelter cluster, 325 HHs were found in need of shelter. There are insufficient latrines for the community. Limited water supply and lack of household water treatment chemicals in the kebele are causes of low availability of potable water in this kebele.

Methodology

IOM's SMS team uses multiple methods and different sources of information in order to obtain up-to-date data for its Kebele Profiles, including key informant consultations with Cluster and Government focal points, regular service monitoring by SMS Staff, Kebele Community Committee meetings, Kebele and Woreda Coordination meetings, as well as a Complaints & Feedback Mechanism, managed by IOM SMS. Demographic information is sourced from IOM DTM, JEOP joint targeting, community representatives and Kebele administrators, as available.

Sector Overview

Sector	Indicator	Target	Achieved	Implementing Agencies	Key
Site Management Support	Returnee Committee(s) have been formed or Returnees meaningfully represented in Kebele Committee	Yes	Yes	IOM	● Target reached ● Target more than 50% Reached ● Target less than 50% reached ○ No data
	% of Returnee women represented in Local Community Representation Structure.	35%	28%	IOM	
	Kebele Coordination meeting conducted in the last month	Yes	Yes	IOM	
	Feedback and Complaint mechanism is operational.	Yes	Yes	IOM	
	Community Information Centre established	Yes	No	IOM	
Shelter /NFI	% of returnees/vulnerable HHs in need of shelter repair/construction.	10%	0%	CRS	● Target less than 50% reached ○ No data
	% of returnees covered with non-food items.	100%	50%	No Actors	
WASH	# of functional safe water sources available in Kebele.	5	3	IOM	● Target less than 50% reached ○ No data
	Average water availability (litres/person/day)	15L	20L	IRC, IOM	
	% of vulnerable Households without Hygiene materials	<2%	2%	IOM, DRC	
	Number of persons per latrine (get target from WASH)	12	-	No Actors	
Education	% of children regularly attending primary school.	100%	95%	Education office	○ No data
	% of schools (out of how many) in need of rehabilitation or scholastic material support.	100%	-	No Actors	
FSL	% of returnees hired through cash-for-work programme	40%	1%	IOM, WVI, ANE	● Target less than 50% reached ○ No data
	% of returnees/vulnerable HHs in need of farming	<10%	-	No Actors	
	% of returnees/vulnerable HHs in need of farming equipments	<10%	-	No Actors	
	% of returnees/vulnerable HHs in need of farming seeds	<10%	-	No Actors	
	% of in-need returnee households receiving food ration	100%	85%	WVI	
Health	Health facility running at pre-conflict capacity? (Yes/No)	Yes	Yes	Health Office	● Target less than 50% reached ○ No data
	Functional health facility in the Kebele? (Yes/No)	Yes	Yes	Health Office	
Nutrition	% of SAM prevalence below 5 years of age (by MUAC)	<2%	-	Health Office	● Target less than 50% reached ○ No data
	% of MAM prevalence below 5 years of age (by MUAC)	<10%	-	Health Office	
Protection	% of vulnerable households without menstrual hygiene management materials	<2%	1%	IOM	● Target less than 50% reached ○ No data
	% of protection cases assisted, of those identified	100%	100%	Peace, Security Office	

Community Priorities

- 1 Water
- 2 Food
- 3 Shelter

Data Source:
IOM SMS Community Feedback Mechanism,
Sept 2019

Kebele Overview

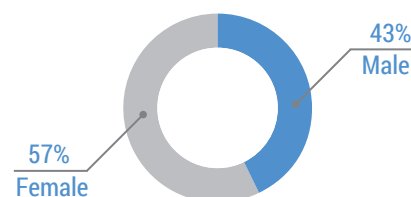
Site Location
Latitude: 5.880733°
Longitude: 38.4547°

Returnee population

Population as of Oct 2019
6,423 individuals
418 households

* Population figures are as of DTM's VAS R1

Sex Breakdown



Context

The IOM DTM Village Assessment Survey, July 2019, found 418 households (6,423 individuals) had returned to Sare Saba Kebele of Kercha Woreda in the returns process. Shelter/NFI, FSL (including food) and WASH are the top three humanitarian needs affecting vulnerable populations. Delayed and irregular distribution aggravated food needs; According to DRMO/shelter cluster, 325 HHs were found in need of shelter. There are insufficient latrines for the community. Limited water supply and lack of household water treatment chemicals in the kebele are causes of low availability of potable water in this kebele.

Methodology

IOM's SMS team uses multiple methods and different sources of information in order to obtain up-to-date data for its Kebele Profiles, including key informant consultations with Cluster and Government focal points, regular service monitoring by SMS Staff, Kebele Community Committee meetings, Kebele and Woreda Coordination meetings, as well as a Complaints & Feedback Mechanism, managed by IOM SMS. Demographic information is sourced from IOM DTM, JEOP joint targeting, community representatives and Kebele administrators, as available.

Sector Overview

Sector	Indicator	Target	Achieved	Implementing Agencies	Key
Site Management Support	• Returnee Committee(s) have been formed or Returnees meaningfully represented in Kebele Committee	Yes	Yes	IOM	Target reached Target more than 50% Reached Target less than 50% reached No data
	• % of Returnee women represented in Local Community Representation Structure.	35%	28%	IOM	
	• Kebele Coordination meeting conducted in the last month	Yes	Yes	IOM	
	• Feedback and Complaint mechanism is operational.	Yes	Yes	IOM	
	• Community Information Centre established	Yes	No	IOM	
Shelter /NFI	• % of returnees/vulnerable HHs in need of shelter repair/construction.	10%	-	No Actors	
	• % of returnees covered with non-food items.	100%	-	No Actors	
WASH	• # of functional safe water sources available in Kebele.	5	3	Water & Inergy Office	
	• Average water availability (litres/person/day)	15L	12L	Water & Inergy Office	
	• % of vulnerable Households without Hygiene materials	<2%	-	No Actors	
	• Number of persons per latrine (get target from WASH)	12	-	No Actors	
Education	• % of children regularly attending primary school.	100%	100%	Education office	
	• % of schools (out of how many) in need of rehabilitation or scholastic material support.	100%	0%	Education office, IOM	
FSL	• % of returnees hired through cash-for-work programme	40%	-	No Actors	
	• % of returnees/vulnerable HHs in need of farming	<10%	-	No Actors	
	• % of returnees/vulnerable HHs in need of farming equipments	<10%	-	No Actors	
	• % of returnees/vulnerable HHs in need of farming seeds	<10%	6%	Agri. & Rural Dev. Office	
	• % of in-need returnee households receiving food ration	100%	0%	Agri. & Rural Dev. Office	
Health	• Health facility running at pre-conflict capacity? (Yes/No)	Yes	Yes	Health Office	
	• Functional health facility in the Kebele? (Yes/No)	Yes	Yes	Health Office	
Nutrition	• % of SAM prevalence below 5 years of age (by MUAC)	<2%	-	Health Office	
	• % of MAM prevalence below 5 years of age (by MUAC)	<10%	-	Health Office	
Protection	• % of vulnerable households without menstrual hygiene management materials	<2%	-	No Actors	
	• % of protection cases assisted, of those identified	100%	-	Peace, Security Office	

Community Priorities

- Education
- Food
- Shelter

Data Source:
IOM SMS Community Feedback Mechanism,
Sept 2019

Kebele Overview

Site Location
Latitude: 5.937701°
Longitude: 38.15918°

Affected population

Population as of Oct 2019
6,373 individuals
1,106 households

* Population figures are as per Joint Targeting Assessment, September 2019.

Sex Breakdown

