



Global Protection Cluster

PROTECTION FUNDING

Where do we stand mid-year 2021?

A spotlight on funding for local actors



“A friend of mine told me about the organisation and that they were looking for people to promote human rights.”

Jacqueline Kamala, 25, is the mother of 11-month-old Allegresse and five-year-old Dianne. She fled her village with her husband and found shelter in Masisi town. Jacqueline volunteers for a human rights organisation AHCOPDI, often walking long distances to visit vulnerable displaced families and assess their needs.

Protection Funding: Where do we stand?

PEOPLE IN NEED

200 M

PEOPLE TARGETED

101 M

REQUIREMENTS (US\$)

\$ 2.1 B

FUNDED (US\$)

\$ 540 M

COVERAGE

25%

Table of Contents

- 03 Key messages
- 05 Protection funding for 2021
- 05 Breakdown by areas of protection specialisation and responsibility
- 08 Which countries have received funds for protection?
- 09 Local actors
- 11 Case studies
- 14 Annex: Protection requirements and funding by country

In the first half of 2021, protection risks continued unabated with over 200 million people impacted by conflicts and disasters. Conflict, violence, and systematic breaches of international humanitarian law remain the main of protection needs, exacerbated by COVID-19, climate change and related socio-economic shocks and food insecurity. People in conflict and disaster zones are facing a crushing coping crisis with incremental effects. With few options available to them, people are forced towards harmful practices. There has been a spike in young girls forced into marriage. A reduction in access to education has increased the risks of child labour, trafficking and recruitment, as well as violence and abuses against children. Repeated lockdowns have exacerbated tensions in the home, leading to increased violence against women and girls in particular. Most operations report an increase in mental health and psychosocial support needs. Reduced access to livelihood opportunities due to COVID-19 restrictions resulted in many of the most vulnerable people losing their incomes, unable to pay their rent, placing them at increased risk of eviction. Explosive ordnance contamination remained a risk across 20 operations.

Conflict and insecurity have continued to hamper humanitarian access, taking the lives of 59 humanitarian aid workers, mostly national staff, in the first part of 2021¹. The operational reality, including administrative and logistical constraints, has also limited the capacity to respond. For 2021, protection actors identified 200 million people in need in Humanitarian Response Plans, and requested \$2.1 billion to provide life-saving protection services to 101 million people. With the current level of funds, protection actors were able to assist just one in four of the people in need of protection support. The number of people in need of protection has more than doubled since 2019, yet the funding requested to meet these needs has only slightly increased².

The COVID-19 crisis has reinforced the crucial role of local actors³ as a driving force for protection. As international organisations were forced to adopt remote ways of working, local actors remained and responded. In line with the Grand Bargain commitments, it is time to provide those actors with adequate funding and institutional support.

Key Messages

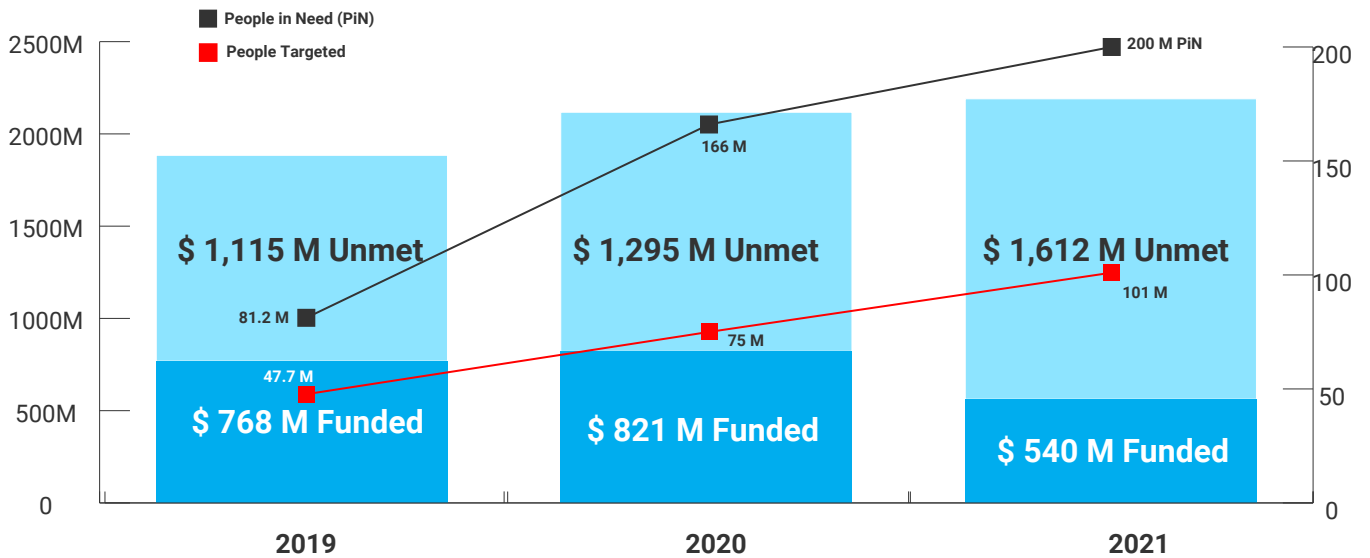
- 1 Some **25 per cent of life-saving protection activities have been funded** as of mid-2021, providing aid to 25 million people, but leaving 175 million people without protection assistance. In other words, only one in eight people in need, and one in four people targeted, were able to access protection services.
- 2 Among the priority countries that urgently need additional resources for protection activities are the **Democratic Republic of the Congo, Nigeria, Somalia, Haiti, Syria, South Sudan, Venezuela, Cameroon, Chad, Sudan, Iraq and Ethiopia**. These are the most underfunded operations considering both the volume of unmet needs and the percentage of funding received. The twelve countries account for 62 per cent of the total protection requirements in 2021.
- 3 More efforts are needed in the protection sector to ensure, in line with the Grand Bargain commitments, that 25 per cent of funding goes to local actors. So far, **9 per cent of protection funding has gone to local actors** (7 per cent as direct funding)⁴.
- 4 Supporting local actors is not only about funding. Donors and international organisations should **empower local protection actors**, notably by investing in their long-term capacity, and promoting principled and strategic partnerships. Local actors also need room and capacity to meaningfully influence decision-making in coordination mechanisms.
- 5 Access to funding by protection actors is only one part of the picture. **Diplomatic efforts are necessary** to promote respect of International Human Rights Law and International Humanitarian Law, as well as timely and principled access to the people in need of protection.

Methodology and data limitations

During the 2020 Global Protection Forum, the Global Protection Cluster (GPC) committed to take stock of protection resources at the mid-year point. The data includes both Humanitarian Response Plans and Appeals. For the first time, the GPC collected data on protection funding directly from the partners of National Protection Clusters and Area of Responsibilities in 12 countries, which represents 52 per cent of the overall data, allowing for a more detailed analysis on these countries. The UNOCHA Financial Tracking System (FTS) was used to bring data for 13 countries⁵. The data available through FTS underrepresents the reality as only part of the data is available. There is, for example, very limited information on requirements by Area of Responsibility, and no data on funding received by type of recipients. Through its data collection system, the GPC has been able to collect more data than the data available on FTS for those 12 countries. The GPC data also has limitations and depends on the accuracy of the reported data. The Global Protection Cluster is working in improving its new data collection system to better monitor protection funding, and improve its analysis.

1- Protection Funding

1.1- Protection funding trends (2019-2021)



The number of people in need of protection, and the number of people targeted has more than doubled since 2019. Yet funding requests for protection only increased by 14 per cent between 2019 and 2021.

The global number of internally displaced people (IDPs) increased in 2020, with 9.8 million new IDPs displaced due to conflict and violence, with the highest numbers in the Democratic Republic of Congo, Ethiopia and Syria. An additional 30.7 million have been newly displaced due to disasters. The total figure of new displacement in 2020 is the highest figure in ten years⁶.

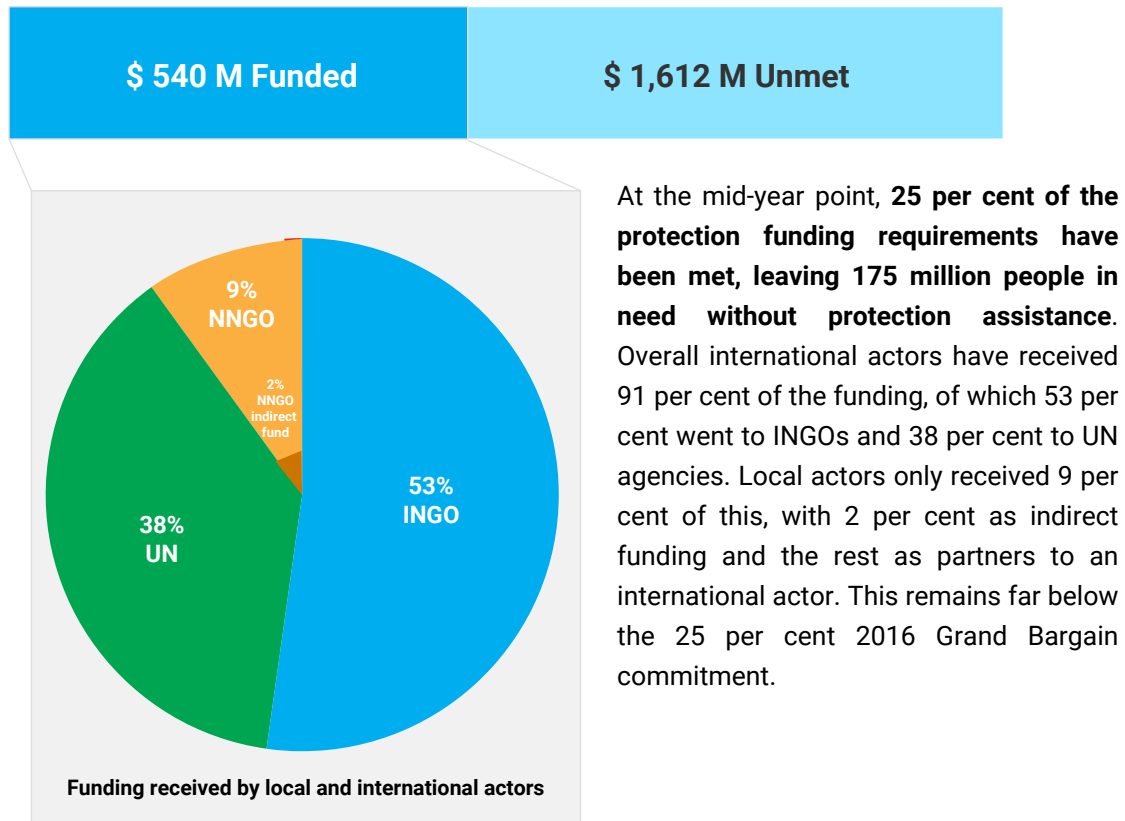
For the first six months of 2021, violence continued to force women, men and children to flee for safety in Sub-Saharan Africa, particularly in the Tigray region in Ethiopia, in the province of Ituri in the Democratic Republic of Congo, in the north of Burkina Faso, and in the province of Cabo Delgado in Mozambique. In the Middle East, the conflict escalated in the Occupied Palestinian Territory leading to a rise in serious human rights violations.

Internal displacement on a massive scale continued in Yemen and Syria. In Asia, new displacements occurred due to violence and conflict in Afghanistan and Myanmar. IDPs in Colombia and Venezuela also continue to face protection risks.

People in Need are a "sub-set of the Population Affected" which are in need of assistance to ensure their "physical security, access to basic rights or dignity" and a return to "normal living conditions⁷."

People Targeted are a "sub-set of People in Need and represent the number of people humanitarian actors aim or plan to assist", based on the "needs assessment and the feasibility of the response. Physical access, legal issues, operation capacity availability of support structure or financial delivery" can be obstacles to target people in need⁸.

1.2 Protection Funding for 2021



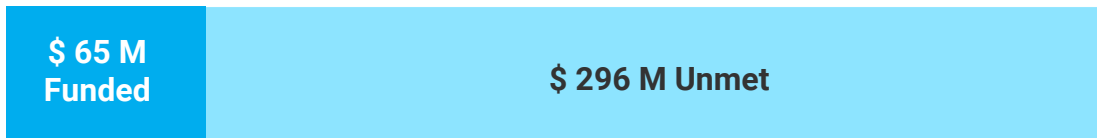
Breakdown by areas of protection specialisation and responsibility

1.2.1 Specialised area of Protection



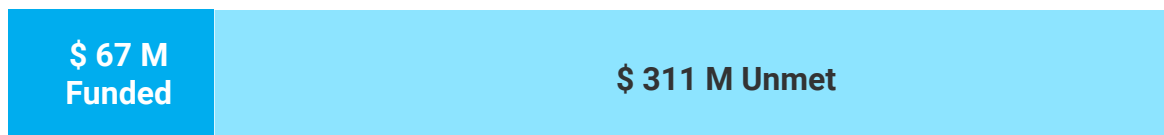
Over 57 per cent of the funding requirements for the Protection Cluster are for protection activities, with a total requirement of \$1.2 billion. These protection activities aim to strengthen the protection of civilians. They include protection monitoring, analysis and advocacy, case-management, community-based protection, as well as addressing the needs of elderly and disabled people, and other marginalised groups. As of mid-year, 26 per cent of those protection activities have been funded. Only 5 per cent of local actors have received direct funding for protection, while 95 per cent of funding given in the first six months went to international actors⁹.

1.2.2. Child Protection




Child Protection required \$361 million in the Humanitarian Response Plans and Appeals for live-saving child protection activities and received 18 per cent of this amount. Most of the funding for the first six months of 2021 went to international NGOs (71%), while local child protection actors received directly 6 per cent¹⁰.

1.2.3. Gender-Based Violence



Out of the \$378 million required for Gender-Based Violence, 18 per cent have been funded. Within the Protection Cluster, at 16 per cent, GBV has the highest proportion of local actors accessing funding, while international actors have received 84 per cent, including 64 per cent for international NGOs¹¹. Following increasing reports of gender-based violence as a consequence of the COVID-19 pandemic, the Emergency Relief Coordinator allocated \$25 million from the Central Emergency Response Fund to UNFPA and UN Women. Around 40 per cent of that funding will go to women-led and women's rights organisations for 2021 and 2022.

1.2.4. Housing, Land and Property (HLP)



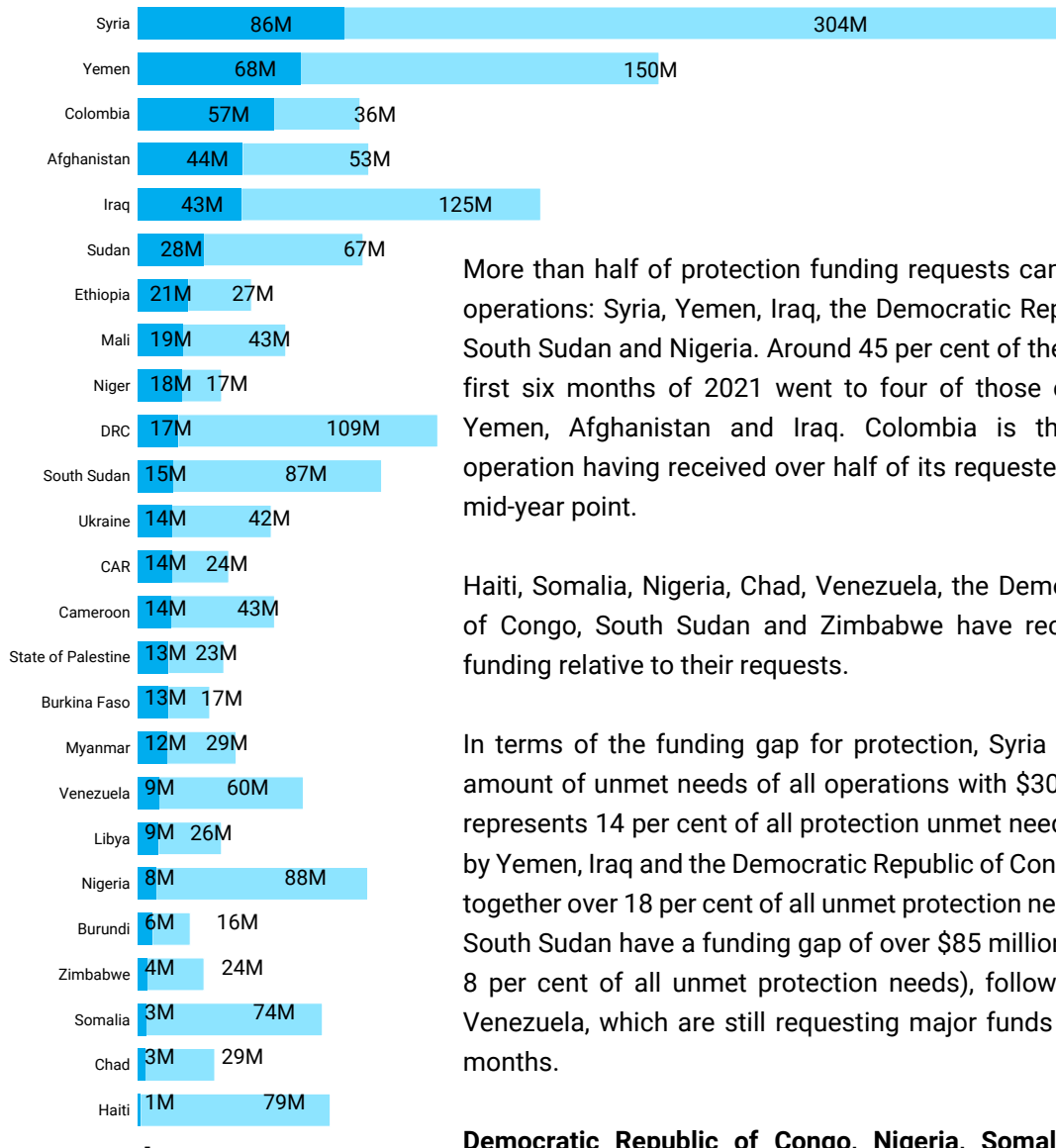
The Housing, Land and Property (HLP) AoR required \$33 million, out of which 24 per cent has been funded. Local actors received 2 per cent of the funding for Housing, Land and Property, while 90 per cent went to international INGOs and 8 per cent went to UN agencies¹².

1.2.5. Mine Action



According to the data collected, Mine Action required \$147 million for 2021, out of which 55 per cent of the total requirements have been funded. According to the data collected by the GPC, local actors have received 13 per cent of the overall funding, while over 79 per cent went to INGOs¹³.

1.3. Which countries have received funds for protection?



More than half of protection funding requests came from just six operations: Syria, Yemen, Iraq, the Democratic Republic of Congo, South Sudan and Nigeria. Around 45 per cent of the funding for the first six months of 2021 went to four of those countries: Syria, Yemen, Afghanistan and Iraq. Colombia is the best funded operation having received over half of its requested funding at the mid-year point.

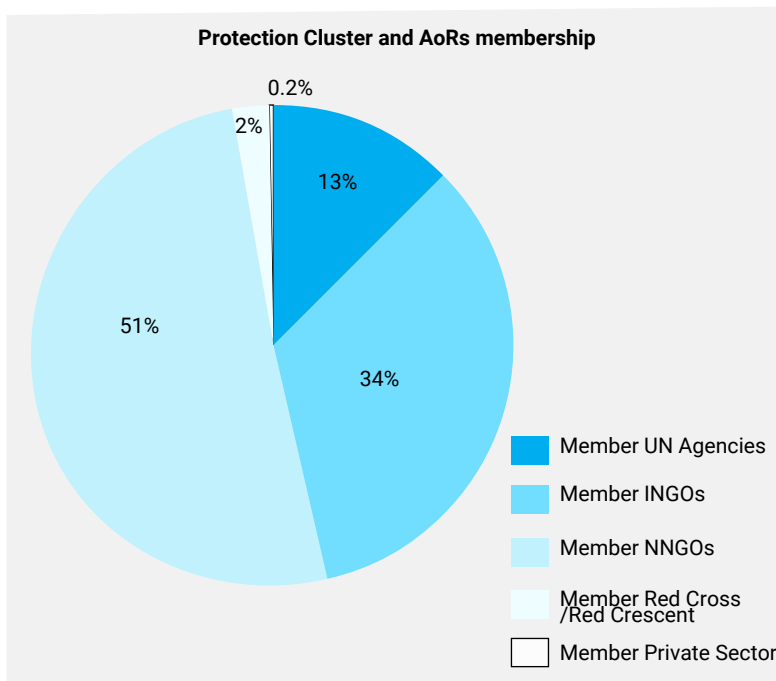
Haiti, Somalia, Nigeria, Chad, Venezuela, the Democratic Republic of Congo, South Sudan and Zimbabwe have received the least funding relative to their requests.

In terms of the funding gap for protection, Syria has the highest amount of unmet needs of all operations with \$304 million, which represents 14 per cent of all protection unmet needs. It is followed by Yemen, Iraq and the Democratic Republic of Congo, representing together over 18 per cent of all unmet protection needs. Nigeria and South Sudan have a funding gap of over \$85 million each (together 8 per cent of all unmet protection needs), followed by Haiti and Venezuela, which are still requesting major funds for the next six months.

Democratic Republic of Congo, Nigeria, Somalia, Haiti, Syria, South Sudan, Venezuela, Cameroon, Chad, Sudan, Iraq and Ethiopia are the most underfunded operations, considering both the volume of unmet needs and the percentage of funding received in relation to the needs so far. Those twelve countries requested 62 per cent of the total protection requirements, and received 57 per cent of the total protection funding for the first half of 2021.

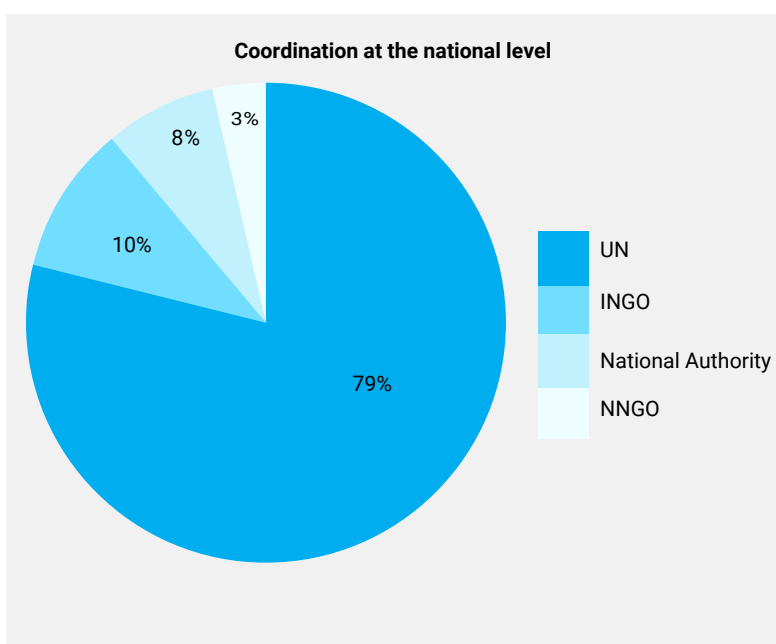
2.1. Participation of local actors in UN coordination mechanisms

National NGOs represent over 50 per cent of the total membership of Protection Clusters and Areas of Responsibilities at the national level, while INGOs represent 34 per cent and UN agencies 13 per cent. Despite the fact that national actors comprise 50 per cent of cluster membership, only a very small number of co-ordination positions are held by national actors. Therefore, they are not in a position to influence decision-making processes and bring a strong local voice.



Participation of local actors in coordination mechanisms is key to strengthening national voices and including the perspectives of local communities in response strategies. Currently, only five local actors are in co-ordination roles at the national level. Two are co-coordinators for the GBV AoR (Yemen, Afghanistan) and two for the Child Protection AoR (Colombia and Nigeria). In addition, one local actor in Somalia is the Deputy co-coordinator for the Child Protection AoR.

National NGOs are generally better represented as co-coordinators at the sub-national level. The coordination is currently shared between 79 per cent for the UN, 10 per cent for INGOs, eight per cent for national authorities and finally three per cent for local actors.



Protection Clusters and Areas of Responsibility coordinators must accelerate efforts to empower local actors to take leadership roles, including co-coordinators or members of Strategic Advisory Groups. Where this is not immediately possible, transition plans, which include capacity strengthening, must be adopted. Clusters and AORs coordinators must engage with existing local and national NGOs networks, which pre-existed and will remain after UN-led coordination mechanisms are deactivated.

2.2. Access to funding by local actors

As it stands, for 2021 local actors have been in direct receipt of 7 per cent of the total protection funding. The amount of funding increases to 9 per cent, when including the funds received via partnerships with an INGO or a UN agency. Funding to local actors varies between 2 per cent for HLP partners and 16 per cent for GBV partners.

2.2.1 Access to direct funding

To increase access to funding by local actors, more investment could be made in Country-Based Pooled Funds (CBPF) as well as more investment in nationally-led financing intermediaries such as pooled funds or other grant making mechanisms. CBPFs continue to be the largest direct source of funding for local actors. As of May 21, 43 per cent of CBPF funding for all humanitarian sectors was provided to local actors, while International NGOs received 27 per cent¹⁴.

Donors can also set funding conditions for consortia to ensure that local actors are given equal footing to international actors. Within the consortium model, local actors can benefit from support from international actors on, for example, financial management and have the possibility to use simplified reporting formats. Such arrangements can both empower local actors and strengthen their capacity.

2.2.2 Principled and strategic partnership

While direct funding is critical, principled and strategic partnerships are also crucial to strengthen local actors' institutional capacity and long-term development¹⁵. Stronger local actors ensure not only a timely and appropriate response but also contribute to building a sustainable, community-led protection response. Partnerships can also support improved access to funding for local actors. Principled and strategic partnerships also call for transparency regarding contracts, budgets and programmes.

Donors should require international actors to pass on multi-year funding as well as funding for overhead costs to local actors. While there has been some progress, notably with UNHCR and UNICEF, this is not yet the status quo in all operations or across all international actors. Similarly, UNFPA has been prioritizing the empowerment of women-led organisations through funding and capacity-building.

Donors should also ensure that funding allocations are granted for institutional capacity strengthening – from organisational development to leadership and coordination skills.

2.3. Case studies: Funding to local actors

Mine Action, Colombia



Colombian Campaign to Ban Landmines (CCBL) is a national NGO with 250 staff working in 12 municipalities in Colombia. As a grass-root organisation, CCBL started non-technical interventions in Mine Action, such as Mine Risk Education and Victim's Assistance. CCBL has been progressively growing, increasing its overall capacity while keeping community actors at the centre. Between 2003 and 2015, CCBL received indirect and direct funding for an

average period of nine months and an average amount of \$145,000. Over this time, CCBL benefited from organisational strengthening. In 2016, CCBL started to work on land release through a UNMAS grant, which included a \$20,000 grant specifically on technical capacity-building. CCBL was able to show initial results, and building on its relationship with donors, they mobilised additional direct resources to expand to other regions. After 2016, the average length of an agreement had increased to 14 months for an average amount multiplied by six. CCBL not only increased its funding but was also able to secure multi-year funding. In 2021, CCBL received a three-year grant for over \$10 million on land release in nine municipalities. Such funding has allowed CCBL to seek out more opportunities for Mine Risk Education and Victim's Assistance projects. CCBL increased its capacity to implement standardized Humanitarian Demining procedures, and develop networks with international cooperation and survivors of Antipersonnel Mines.

"No matter how small or big the budget or scope of a project is, it must always start and end with proper community liaison."

Francisco Moreno Rivera – Projects Director – Colombian Campaign to Ban Landmines

Through its information system, CCBL plan and control its interventions, and report its progress to donors. CCBL is an active member of the Mine Action AoR in Colombia, which supported CCBL's growth by connecting them to donors and processes. Today, direct funding from international donors is the main source for Mine Action activities, and they have been able to create and consolidate local capacity on specialised projects. Former CCBL staff members have even gone on to work in mine action globally, bringing their expertise to other contexts. Now CCBL calls for flexible funds, especially in terms of geographical interventions to allow for immediate response when needed.

Child Protection, Northeast Nigeria

GOALPrime Organisation Nigeria (GPON) runs Child Protection, GBV, Education, WASH and MHPSS programmes. Over the past four years, GPON has reached over 200,000 children and their caregivers in Borno State. They have also built more local capacity by strengthening community-based child protection mechanisms.

As a National NGO, GPON accessed UNICEF funds for child protection activities. Through the partnership, they progressively built their programmes and their institutional capacity. They received

additional training on proposal development by the INGO Street Child, and mentorship and coaching by the Global Child Protection AoR. Such support was crucial in being able to raise funds with the Country-based Pooled Fund (CPBF), after successfully passing the due diligence and capacity assessment. Since their first allocation of \$100,000 in 2019, GPON had continued to build its credibility.

They became progressively involved in Child Protection UN coordination mechanisms, first as a member of the

Child Protection Sub-Sector, including in the Strategic Advisory Group (SAG), and now as the lead and co-lead in two localities, as well as a SAG member of the Global Child Protection AoR. GPON participated in the humanitarian planning along other local actors. According to GPON, "participating in such processes are an opportunity for local actors to strengthen their programme capacity and should be extended to more actors".

GPON continuously received new funding from the CPBF and lately CERF for a total amount of over \$1.2 million between 2020 and now. GPON has been able to target more beneficiaries and to scale up their services beyond Borno to Adamawa and Yobe (BAY States). Through their work, they have been able to extend the protection response to hard-to-reach areas Kala-Balge (Borno) and soon Busari and Jakusko (Yobe) where few or no international partners are responding.

"Great heights are not achieved by a sudden flight. It takes hard-work, commitment, determination, prudence, transparency, accountability and delivering of results to earn trust and support."

Christopher Chinedumuije, Executive Director, GOALPrime Organisation Nigeria



Housing Land & Property, DR Congo

Save Communities in Conflicts (SCC) is a national NGO based in the northeast of the Democratic Republic of Congo, intervening on land issues and conflict resolution. Created in 2010, SCC accessed funding through partnerships with Search for Common Ground and Mercy Corps in 2014, 2015 and 2019. These partnerships enabled SCC to strengthen its administrative and financial capacities as well as its technical skills on Housing, Land and Property (HLP) through training and coaching. Between 2017 and 2021, SCC joined a consortium funded by a Multi-donor Stabilization Coherence Fund and received over \$1 million. One condition imposed on the Consortium by donors was to ensure the direct participation of one national actor. These funds enabled SCC to raise awareness on land issues, to legally secured land for 1,250 persons through the Courts. They also supported 23,500 individuals, most of them without land, to access and use agricultural land against the payment of a fee to the owners of that agricultural land. Donors adjusted their requirements for SCC, including a simplified reporting template and a detailed disbursement plan to facilitate financial management. In addition, UN Habitat, another consortium member, provided one dedicated staff member to support SCC with reporting, financial and administrative management, and to further strengthen its HLP skills through additional training and coaching. For SCC, this was an opportunity to build credibility with donors and international actors. The Consortium benefited from SCC's deep understanding of the context and its link with the authorities and communities. SCC's role was instrumental in ensuring communities' ownership and the sustainability of the project, as well as establishing trust with the authorities. Since 2019, SCC is sub-national co-coordinator of the HLP Area of Responsibility in two locations. This has been an opportunity for SCC to develop its capacity through, for example, participating in joint needs assessment processes alongside international actors. SCC has been actively advocating for engagement with unmet HLP needs. Co-coordinating the HLP AoR has also been an opportunity to increase visibility and broaden contact with international actors. However, SCC has no funding for this co-ordination role which limits its capacity to fully engage.

Annex 1: Funding required and received by country

	Protection Cluster			Protection		GBV		Child Protection		Mine Action		HLP	
	# USD Required	# USD funded	%	# USD funded	%	# USD funded	%	# USD funded	%	# USD funded	%	# USD funded	%
Afghanistan	96,659,489	43,809,904	45%	29,841,887	68%	1,798,400	4%	2991009	7%	5,280,408	12%	3,898,200	9%
Burkina Faso	30,161,176	12,740,960	42%	8,289,009	65%	3,394,022	27%	1057929	8%	-	0%	-	0%
Burundi	21,991,000	6,131,414	28%	6,021,886	98%	-	0%	109528	2%	-	0%	-	0%
Cameroon	57,242,674	13,788,014	24%	8,735,712	63%	2,022,359	15%	1378304	10%	-	0%	1,651,639	12%
CAR	38,100,000	14,242,180	37%	4,687,213	33%	6,361,054	45%	3193913	22%	-	0%	-	0%
Chad	32,249,090	3,000,000	9%	3,000,000	100%	-	0%	0	0%	-	0%	-	0%
Colombia	93,000,000	56,931,316	61%	21,857,555	38%	2,940,740	5%	9687951	17%	22,445,070	39%	-	0%
DRC	125,474,793	16,950,577	14%	14,100,224	83%	1,552,490	9%	1297863	8%	-	0%	-	0%
Ethiopia	47,621,286	23,455,507	49%	3,732,574	16%	12,154,466	52%	7568467	32%	-	0%	-	0%
Haiti	80,525,520	1,135,644	1%	-	0%	1,135,644	100%	0	0%	-	0%	-	0%
Iraq	168,514,574	43,310,454	26%	7,978,692	18%	4,465,730	10%	7569037	17%	23,020,186	53%	276,809	1%
Libya	35,074,488	8,634,508	25%	6,107,921	71%	766,260	9%	804327	9%	666,000	8%	290,000	3%
Mali	61,959,035	18,701,193	30%	13,273,569	71%	2,578,507	14%	666769	4%	2,072,673	11%	109,675	1%
Myanmar	41,200,000	12,028,614	29%	4,420,267	37%	5,543,149	46%	1286125	11%	779,073	6%	-	0%
Niger	35,124,302	18,357,150	52%	14,832,314	81%	1,672,621	9%	1852215	10%	-	0%	-	0%
Nigeria	96,195,875	7,712,712	8%	959,525	12%	4,556,465	59%	1863722	24%	-	0%	333,000	4%
Somalia	77,254,020	3,413,678	4%	1,295,847	38%	146,228	4%	596603	17%	-	0%	1,375,000	40%
South Sudan	102,011,884	14,560,632	14%	1,557,264	11%	3,209,369	22%	568010	4%	9,185,386	63%	40,603	0%
State of Palestine	36,039,759	12,792,300	35%	12,245,825	96%	342,264	3%	100023	1%	104,188	1%	-	0%
Sudan	94,265,254	27,526,539	29%	17,124,587	62%	788,440	3%	7500015	27%	2,113,497	8%	-	0%
Syria	389,811,385	86,109,521	22%	63,064,526	73%	5,844,678	7%	6530310	8%	10,670,007	12%	-	0%
Ukraine	55,861,250	14,307,689	26%	8,716,562	61%	1,374,133	10%	2252330	16%	1,964,664	14%	-	0%
Venezuela	69,256,059	8,806,604	13%	4,844,558	55%	159,996	2%	3802050	43%	-	0%	-	0%
Yemen	218,000,000	68,053,642	31%	61,114,532	90%	3,767,079	6%	637761	1%	2,534,270	4%	-	0%
Zimbabwe	27,757,368	3,924,948	14%	1,045,085	27%	803,030	20%	2076833	53%	-	0%	-	0%



Endnotes

- 1- Humanitarian Outcomes: Aid Worker Security Database, www.aidworkersecurity.org. Database query made on 19 June 2021.
- 2- In 2019, 81.2 million people were in need of protection, and 47.7 million had been targeted for protection; NRC and GPC, *Breaking the Glass Ceiling: a smarter approach to protection financing*, December 2020, p. 28.
- 3- In this report, local actors are referring exclusively to local and national non-governmental organisations; it does not refer to national and local authorities or the private sector.
- 4- This percentage was calculated on the basis of the protection funding data collected by the Global Protection Cluster on 12 countries. It is extrapolated to the 13 other countries, as this level of details was not available on UNOCHA Financial Tracking System.
- 5- The 12 countries, for which the GPC was able to collect more detailed data are: Yemen, Colombia, Iraq, Mali, South Sudan, Central African Republic, Cameroon, Myanmar, Libya, Afghanistan, Somalia, Nigeria.
- 6- Internal Displacement Monitoring Centre, *Global Report on Internal Displacement 2020*, May 2021.
- 7- Inter-Agency Standing Committee (IASC), *Humanitarian Population Figures*, April 2016, as cited in *Still Unprotected: Humanitarian funding for Child Protection, 2020*, p.22.
- 8- OCHA, *Humanitarian Response Plan: Guidance on Response Analysis, Formulation of Strategic and Specific Objectives, and Targeting*, August 2020, as cited in *Still Unprotected: Humanitarian funding for Child Protection, 2020*, p.22.
- 9- Overall, 43 per cent of the funding data collected for protection comes from the GPC protection funding monitoring system, and 57 per cent from UNOCHA FTS.
- 10- Overall, 51 per cent of the funding data collected for Child Protection comes from the GPC protection funding monitoring system, and 49 per cent from UNOCHA FTS.
- 11- Overall, 65 per cent of the funding data collected for GBV comes from the GPC protection funding monitoring system, and 35 per cent from UNOCHA FTS.
- 12- All the data collected for HLP comes from the GPC protection funding monitoring system, and none of it from UNOCHA FTS.
- 13- Overall, 75 per cent of the funding data collected for Mine Action comes from the GPC protection funding monitoring system, and 25 per cent from UNOCHA FTS.
- 14- UNOCHA, *Global Humanitarian Overview*, May Update, 31 May 2021, p.10.
- 15- The principles of partnership are: equality, transparency, result-oriented approach, responsibility, and complementarity, *Principles of Partnership, a Statement of Commitment*, Global Humanitarian Platform, July 2007.