

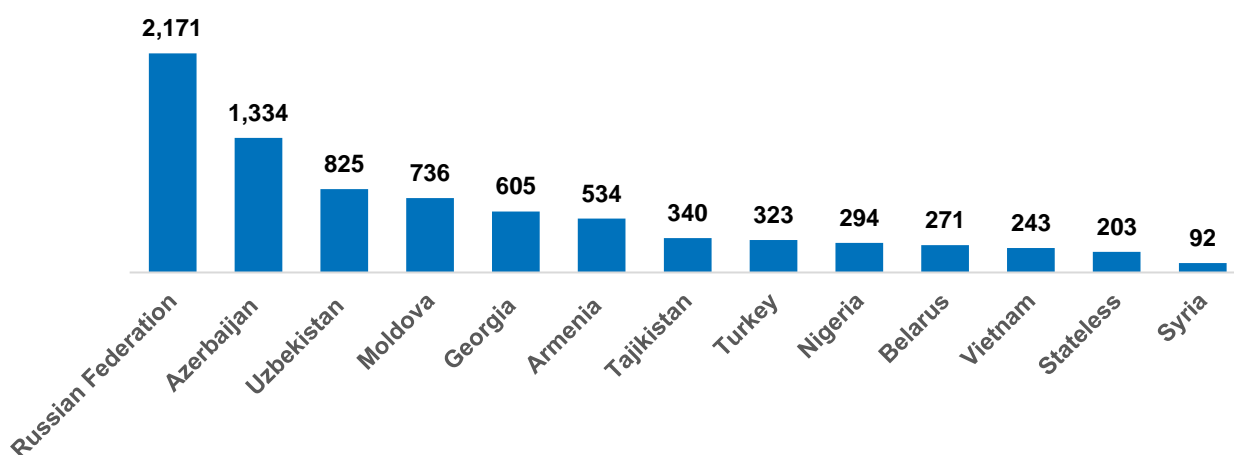
Counteracting irregular migration in 2020

Summary of 2020 statistics of the State Migration Service of Ukraine

Number of persons charged with a fine for Violation of Rules of Stay in UKR (Art 203 of the Code for Admin Offences):

10,664 persons (vs 26,798 in 2019), including: 2,171 RUS; 1,334 AZE; 825 UZB; 736 MDA; 605 GEO; 534 ARM; 340 TJK, 323 TUR; 294 NGA; **271 BLR**; 243 VNM; **203 STA**; **92 SYR** (vs 0 in 2019). Total estimated sum of fines – EUR 533,200.

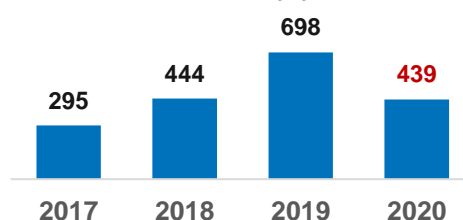
Charged with fines for Violation of Rules of Stay in UKR in 2020



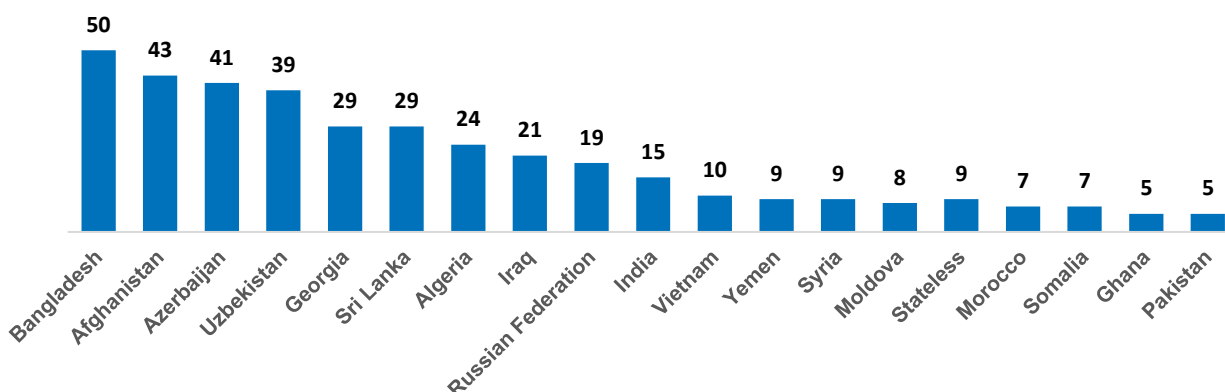
Detained in Migration Custody Centres (MCCs):

439 (vs 295 in 2017; 444 in 2018; 698 in 2019) persons newly charged with forcible expulsion were placed in the MCCs **in 2020**. Among them: 50 BGD, 43 AFG, 41 AZE, 39 UZB, 29 GEO, 29 LKA, 24 DZA, 21 IRQ, 19 RUS, 15 IND, 10 VIE, 9 YEM, 9 SYR, 8 MDA, **9 STA (incl. 1 PSE)**, 7 MAR, 7 SOM, 5 GHA, 5 PAK, 4 ARM, 4 ERI, 4 NGA, 4 TJK, 3 GIN, 3 EGY, 3 IRN, 3 CMR, 1 BLR.

Number of persons placed in MCCs, by year

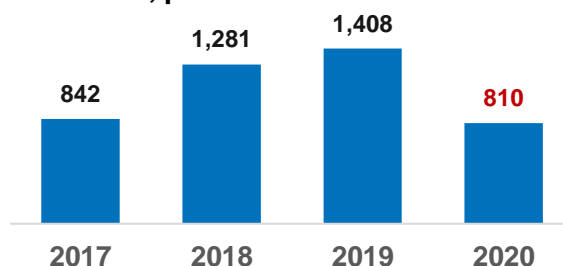


Persons placed to MCCs in 2020, by country of origin

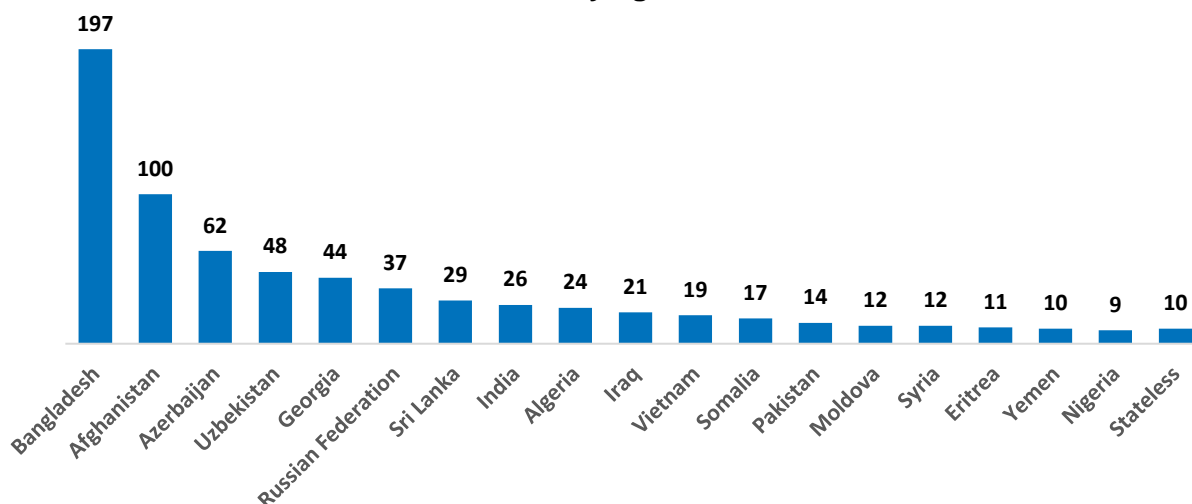


During 2020, in total **810** persons were staying in detention in Mykolaiv, Chernigiv, Volyn regions MCCs (vs 842 in 2017; 1,281 in 2018; 1,408 in 2019). Among them: 197 BGD, 100 AFG, 62 AZE, 48 UZB, 44 GEO, 37 RUS, 29 LKA, 26 IND, 24 DZA, 21 IRQ, 19 VIE, 17 SOM, 14 PAK, 12 MDA, **12 SYR**, 11 ERI, 10 YEM, 9 NGA, **10 STA (incl. 1 PSE)**, 8 ARM, 8 TJK, 7 GHA, 7 MAR, 6 SUD, 5 GMB, 5 KAZ, 4 GIN, 4 EGY, 4 KGZ, 4 COD, 4 MLI, **3 BLR**, 3 IRN.

In total, persons detained in MCCs



Persons staying in detention in MCCs in 2020



During 2020, **250** persons (vs 114 in 2017; 165 in 2018; 213 in 2019) were **released** when their detention period was over, including 117 BGD; 52 AFG; 10 AZE; 8 GEO; 6 PAK; 5 IND; 5 RUS; 4 UZB; 4 ERI; **3 STA**. Out of them 140 had been detained by the SBGS and 110 by the SMS.

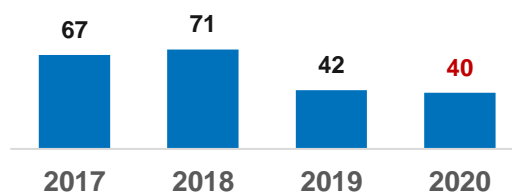


During 2020, **151** (vs 148 in 2017; 156 in 2018; 192 in 2019) persons were **released** from MCCs due to the 2nd instance court decision, which overturned decisions on forcible expulsion. Among them: 28 BGD; 24 AFG; 16 UZB; 10 GEO; 8 DZA; 7 AZE; 7 SYR; 6 VNM; 6 SOM; 6 LKA; 5 RUS; 3 NGA; 3 STA.

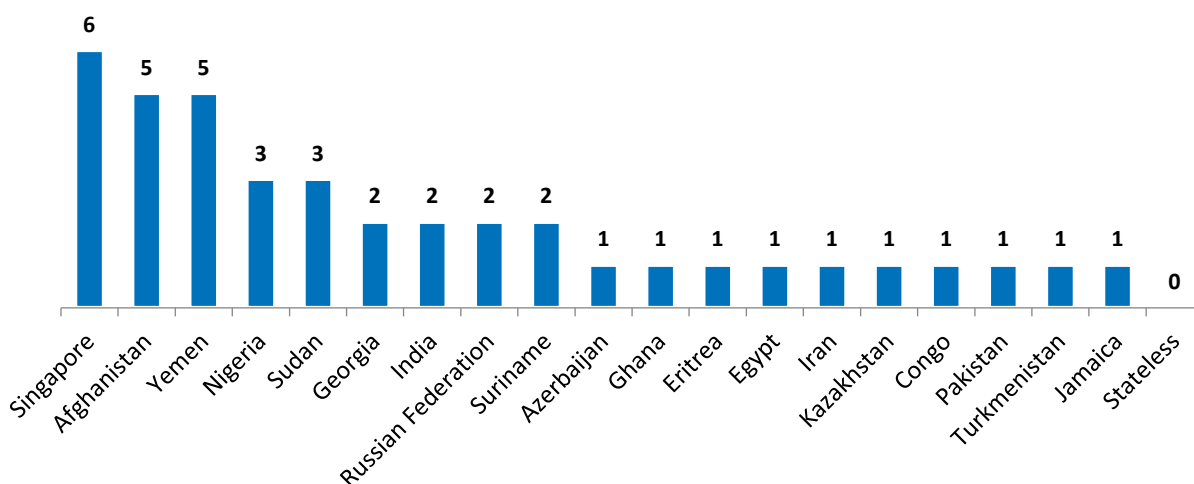
Applied for asylum from MCCs during 2020:

40 persons (vs 67 in 2017; 71 in 2018; 42 in 2019), including: 6 SGP; 5 AFG; 5 YEM; 3 NGA; 3 SDN; 2 GEO; 2 IND; 2 RUS; 2 SUR; 1 AZE; 1 GHA; 1 ERI; 1 EGY; 1 IRN; 1 KAZ; 1 COD; 1 PAK; 1 TKM; 1 JAM; 0 STA.

Applied for asylum from MCCs



Applied for asylum at MCCs in 2020, by country of origin

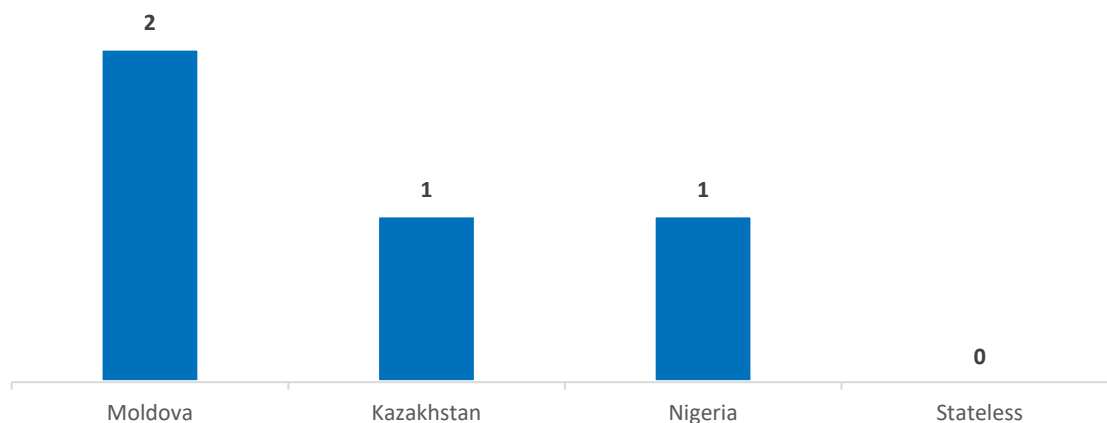


Nobody from MCCs detainees was recognized as a refugee or a person in need of international protection in **2013-2020**.

Adopted decisions on voluntary repatriation from UKR during 2020:

4 (vs 26 in 2017; 23 in 2018; 18 in 2019), including: 2 MDA; 1 KAZ; 1 NGA; 0 STA.

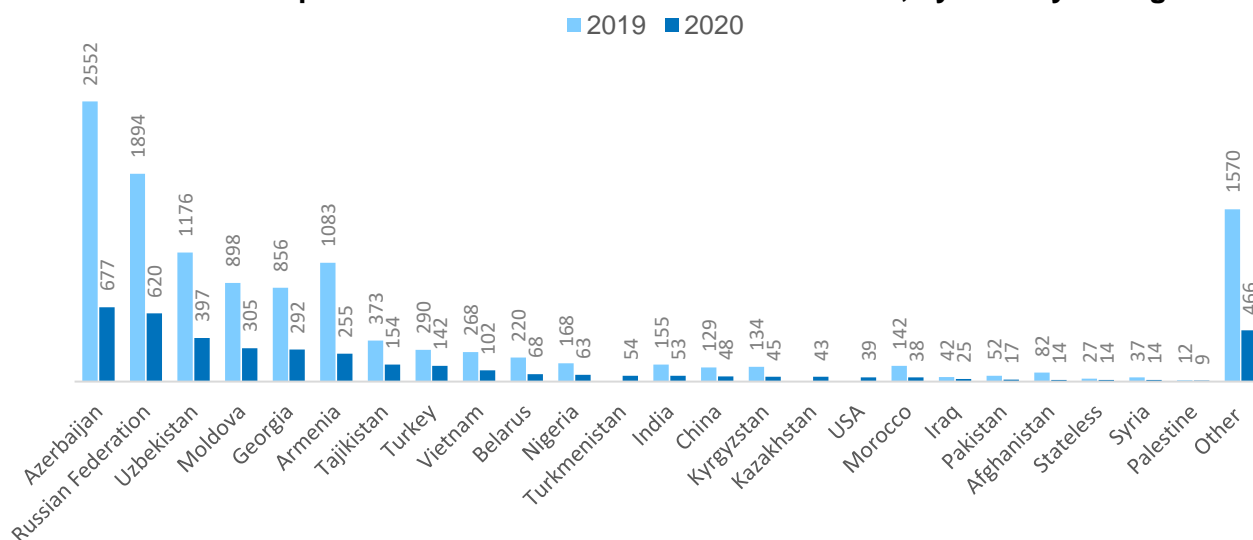
Adopted decision on voluntary repatriation, by country of origin



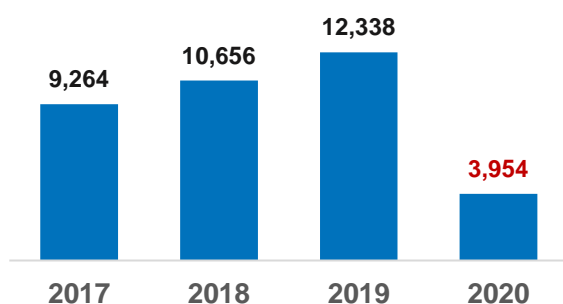
Adopted decisions on forcible return from UKR during 2020:

3,954 persons - a decrease by 68% vs 12,338 in 2019 (10,695 in 2018; 9,264 in 2017), including: 677 AZE (2552 in 2019); **620 RUS (1894 in 2019)**, 397 UZB (1176 in 2019); 305 MDA (898 in 2019); 292 GEO (856 in 2019); 255 ARM (1083 in 2019); 154 TJK (373 in 2019); 142 TUR (290 in 2019); 102 VIE (268 in 2019); **68 BLR (220 in 2019)**; 63 NGA (168 in 2019); 54 TKM; 53 IND (155 in 2019); 48 CHI (129 in 2019); 45 KGZ (134 in 2019); 43 KAZ; 39 USA; 38 MAR (142 in 2019); 25 IRQ (42 in 2019); 17 PAK (52 in 2019); **14 AFG (82 in 2019); 14 STA (27 in 2019); 14 SYR (37 in 2019)**; 9PAL (12 in 2019).

Adopted decisions on forcible return from UKR, by country of origin



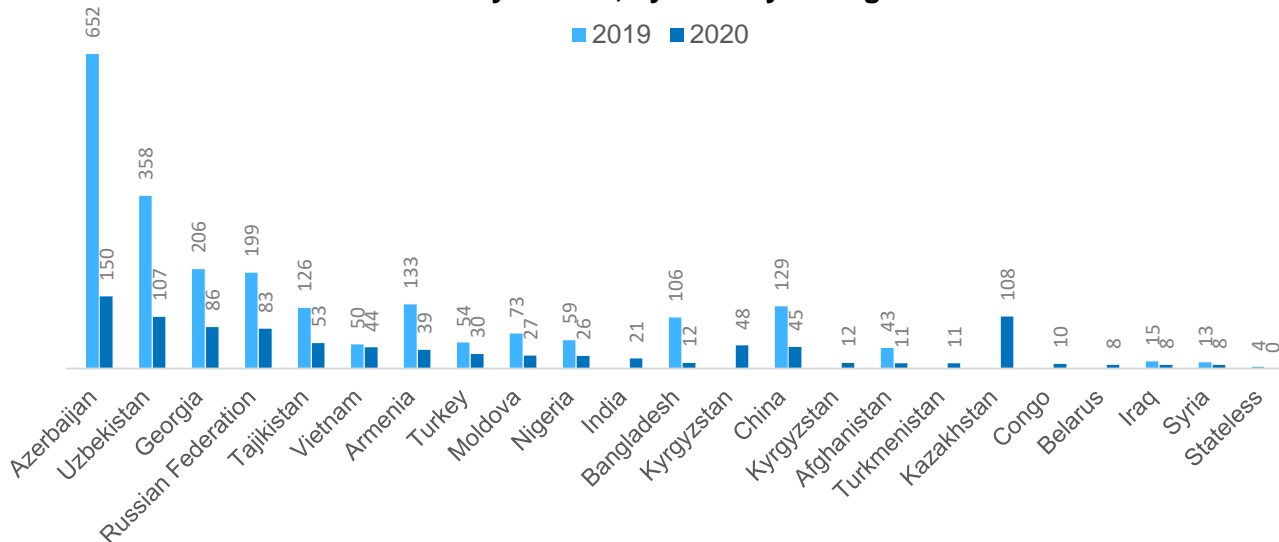
Number of decisions on forcible return



Decisions on forcible return from UKR accompanied by prohibition of further entry to UKR during 2020:

874 (vs 1,757 in 2017; 2,250 in 2018; 2,622 in 2019), including: 150 AZE (vs 374 in 2018; 652 in 2019); 107 UZB (358 in 2019); 86 GEO (206 in 2019); 83 RUS (199 in 2019); 53 TJK (126 in 2019); 44 VIE (235 in 2018; 50 in 2019); 39 ARM (133 in 2019); 30 TUR (54 in 2019); 27 MDA (73 in 2019); 26 NGA (59 in 2019); 21 IND; 12 BGD (106 in 2019); 12 KGZ; 11 AFG (43 in 2019); 11 TKM; 108 KAZ; 10 COD; **8 BLR; 8 IRQ (15 in 2019); 8 SYR (13 in 2019); 0 STA (4 in 2019)**.

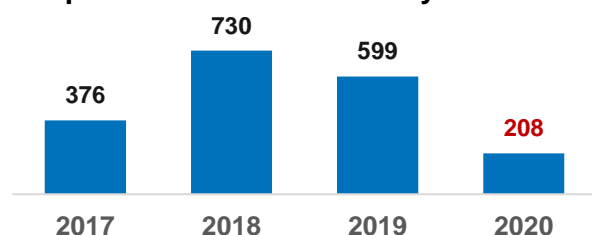
Adopted decisions on forcible return from UKR with prohibition of further entry to UKR, by country of origin



Adopted decisions on forcible expulsion from UKR, including decisions accompanied by prohibition of further entry to UKR during 2020:

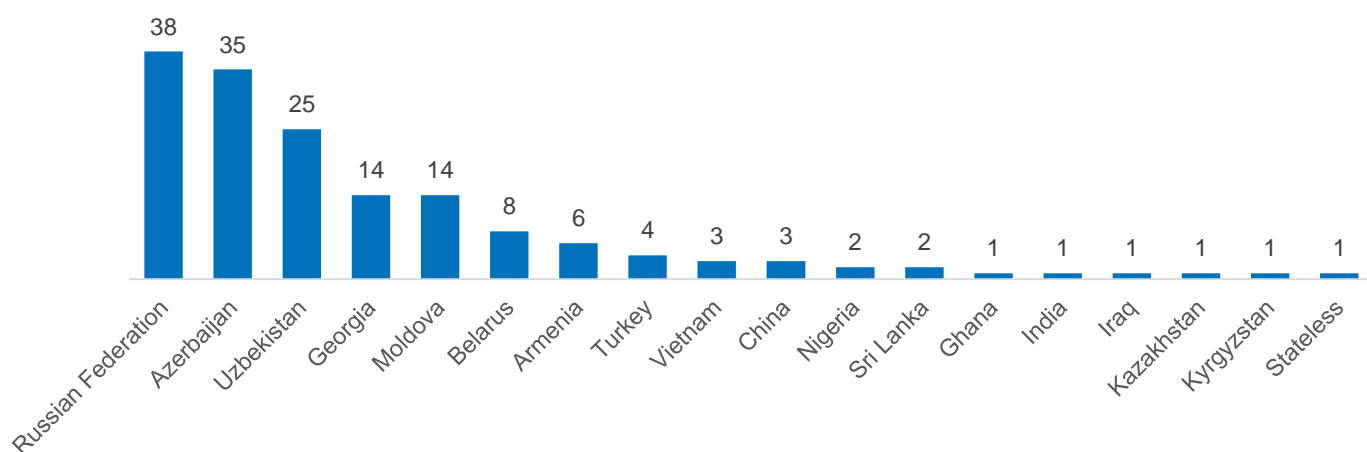
208 (vs 376 in 2017; 730 in 2018; 599 in 2019), including: 49 AZE (139 in 2019), 31 UZB (58 IN 2019), 31 RUS (81 in 2019), 15 GE (65 in 2019), 14 MDA (27 in 2019), 8 IRQ, 6 TUR, 5 TJK (16 in 2019), **4 BLR (20 in 2019)**, 4 VIE (16 in 2019), 4 GHA, 4 NGA, 4 LKA, 3 ARM (35 in 2019), **1 STA (4 in 2019)**, 0 SYR (same as in 2019).

Number of decisions on forcible expulsion from UKR with prohibition of further entry to UKR

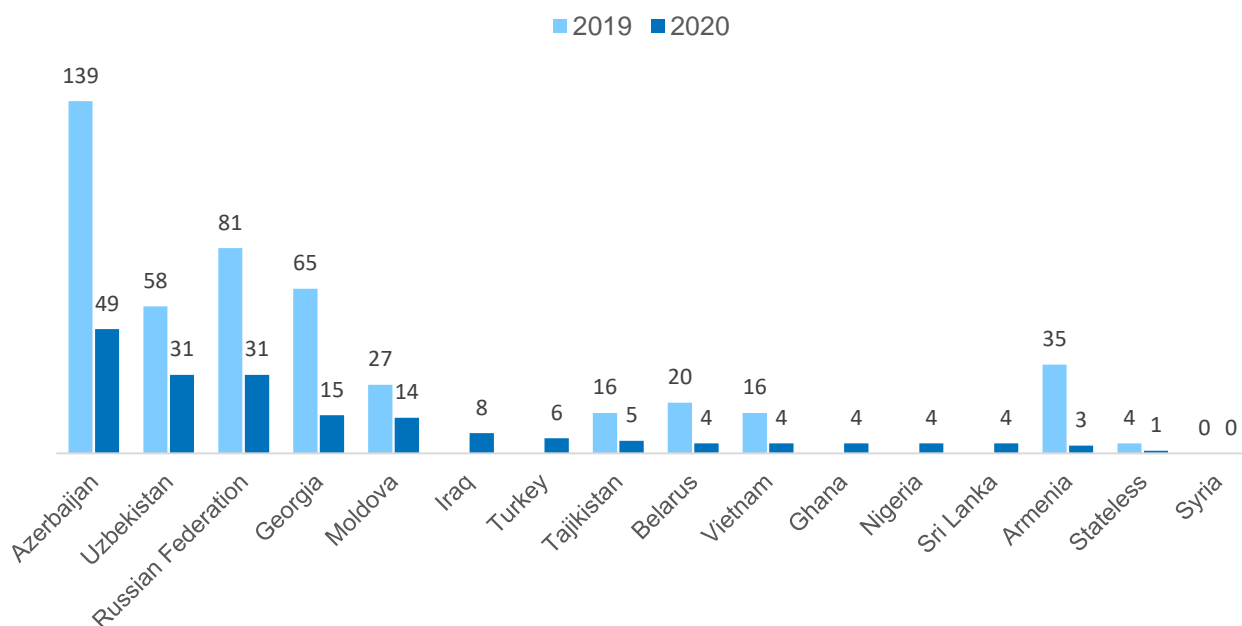


People expelled in 2020: 166 (477 in 2019), including: 38 RUS (73 in 2019), 35 AZE (121 in 2019), 25 UZB (48 in 2019), 14 GEO (49 in 2019), 14 MDA (24 in 2019), **8 BLR (19 in 2019)**, 6 ARM (27 in 2019), 4 TUR, 3 VIE (12 in 2019), 3 CHI, 2 NGA (9 in 2019), 2 TJK, 2 LKA, 1 GHA, 1 IND (11 in 2019), 1 IRQ, 1 KAZ, 1 KGZ, **1 STA (0 in 2019)**.

Expelled from UKR in 2020, by country of origin



Adopted decisions on forcible expulsion from UKR with prohibition of further entry to UKR, by country of origin



Key trends identified:

- SMS have not granted international protection to any asylum-seeker detained in MCCs in the last eight years. In 2020 the MCCs detainees submitted same number of asylum applications as in 2019. Among the detainees, majority of applications were submitted by Singaporeans (6 out of 40).
- Number of foreigners and stateless persons charged for the violation of rules of stay in Ukraine (Art. 203 Code of Administrative Offences) reduced by half (10,664 persons in 2020 v. 26,798 in 2019). At the same time, a considerable number of Syrian and Belarus nationals as well as stateless persons were fined under this article in 2020.
- In 2020, number of persons staying in detention in MCCs has decreased by 42.5% (810 in 2020 v. 1,408 in 2019). Top-3 countries of origin of detainees: Bangladesh, Afghanistan and Azerbaijan.
- Number of decisions on voluntary repatriation has decreased fourfold in comparison to the previous year: 4 decisions in 2020 v. 18 in 2019.
- In 2020, number of decisions on forcible return from UKR decreased by 68% (3,954 in 2020 v. 12,338 in 2019). Azerbaijan, Russian Federation and Uzbekistan remained top-3 countries of returnees' origin.
- During 2020, 151 persons (192 in 2019) have been released from MCCs due to 2nd instance court decision, which overturned detention/forcible expulsion decision, including on 24 AFG; 7 SYR; 6 SOM; 3 STA.

UNHCR Representation in Ukraine,
 March 2021

CONTACTS

E-mail: ukrki@unhcr.org, Tel: +38 044 288-9710

LINKS UNHCR Ukraine: www.unhcr.org/ua
 Twitter: www.twitter.com/UNHCRUkraine