

Quality Initiative of Asylum Systems in Eastern Europe (QIEE)

ARMENIA, AZERBAIJAN, BELARUS, GEORGIA, MOLDOVA, UKRAINE

30 June 2017

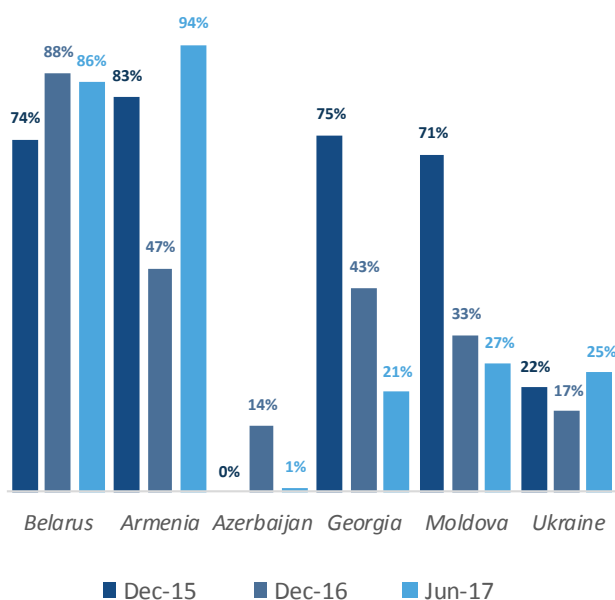
[Page 1] Regional Statistical Overview

[Page 2-7] Country Pages

[Page 8] Contacts and link

Protection Rate* – First Instance

1 JAN 2015 – 30 JUNE 2017



* Protection rate refers to a conglomerate recognition rates for two kinds of protection status: Complimentary Protection (CP) and Convention Refugee Status (RS)

Protection Rate** – Courts

01 JAN 2017 - 30 JUNE 2017

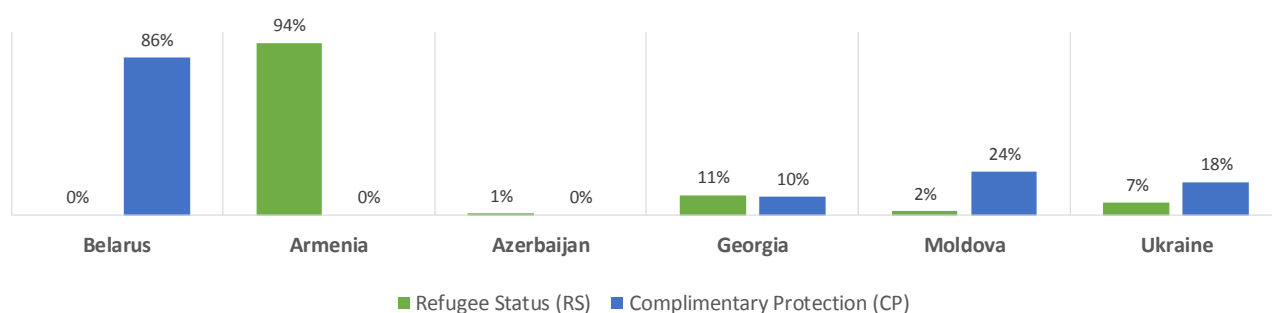
Country	Status Grants	Returned***	Total
Belarus	0	0	0%
Armenia	0	3	27%
Azerbaijan	0	0	0%
Georgia	7	20	36%
Moldova	0	1	4%
Ukraine	12	57	15%

** Protection rate refers to a conglomerate recognition rates for two kinds protection status: Complimentary Protection (CP) and Convention Refugee Status (RS)

*** Returned to RSD procedure at the first instance authorities or to lower instance courts

2017 Protection Rates – First Instance

1 JANUARY-30 JUNE 2017

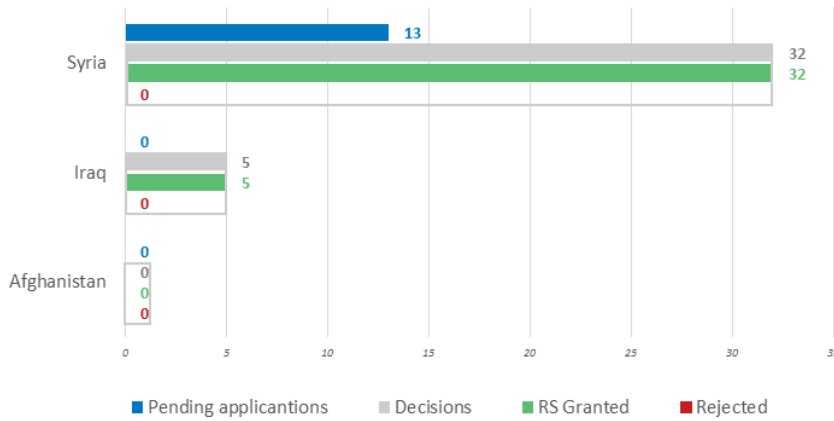


* Azeri legislations does not provide for Complimentary Protection (see on the respective Country page)

§ Armenian legislation stipulates a wider definition of a "refugee", which includes both those qualifying for Convention Refugee Status and those falling under Complimentary Protection

Armenia

RECOGNITION RATE – FIRST INSTANCE ** (In persons)



TOTAL*

45

Syria

5

Iraq

0

Afghanistan



* Total number of decided and pending applications for protection in Armenia 1 January- 30 June 2017

** Armenian legislation does not provide for Complimentary Protection, protection needs normally covered under complementary protection are directly covered under the broad refugee definition stipulated under the Armenian Law on Refugees and asylum

FIRST INSTANCE DECISION-MAKING TRENDS

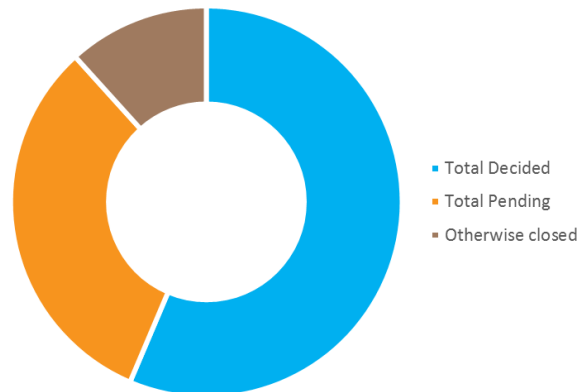
(January - June 2017)

94 applications handled by the first instance

- Total decided **53**
- Total pending **30**
- Otherwise closed **11**

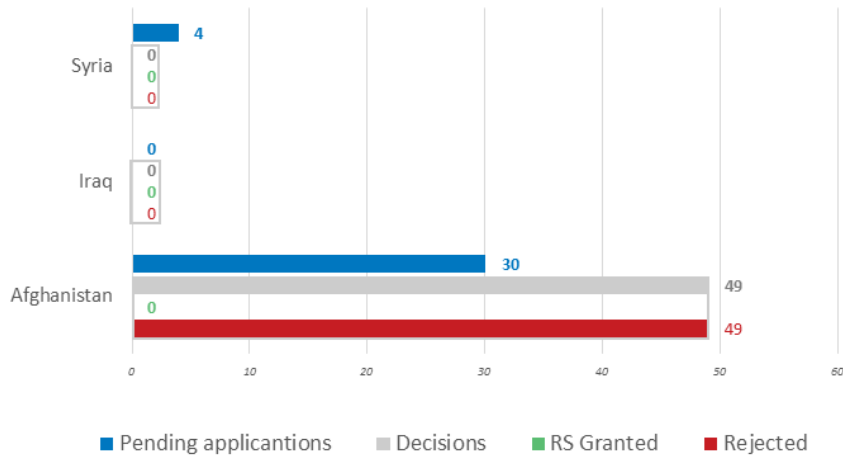
Average number of days for first instance

decision:
102



Azerbaijan

RECOGNITION RATE – FIRST INSTANCE ** (In persons)

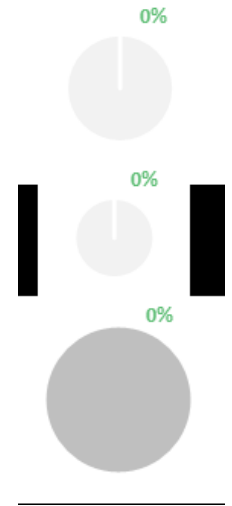


TOTAL*

4
Syria

0
Iraq

79
Afghanistan



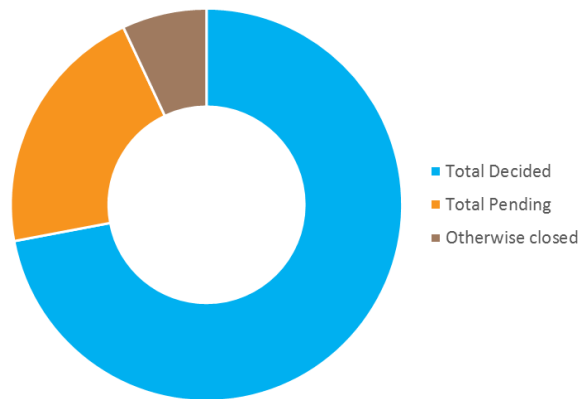
* Total number of decided and pending applications for protection in Azerbaijan 1 January- 30 June 2017
** Azerbaijani legislation does not provide for Complimentary Protection

FIRST INSTANCE DECISION-MAKING TRENDS (January - June 2017)

133 applications handled by the first instance

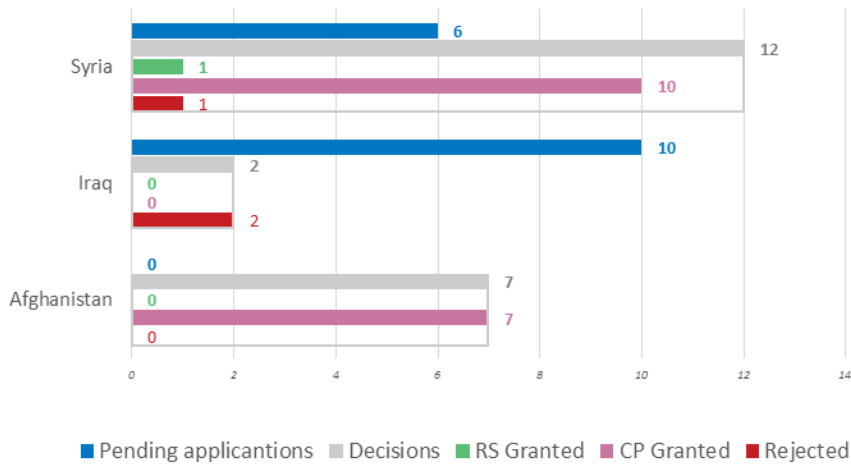
- Total decided **72**
- Total pending **57**
- Otherwise closed **4**

Average number of days for first instance decision:
90



Belarus

PROTECTION RATE – FIRST INSTANCE (In persons)



TOTAL*

19

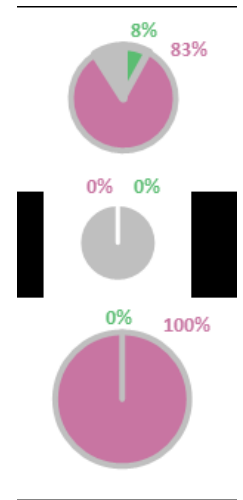
Syria

12

Iraq

7

Afghanistan



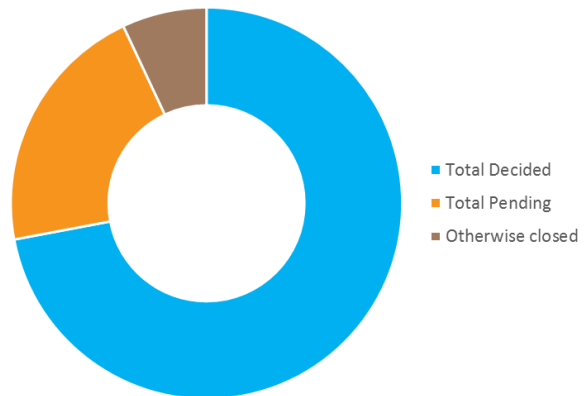
* Total number of decided and pending applications for protection in Belarus, 1 January- 30 June 2017

FIRST INSTANCE DECISION-MAKING TRENDS (January - June 2017)

472 applications handled by the first instance

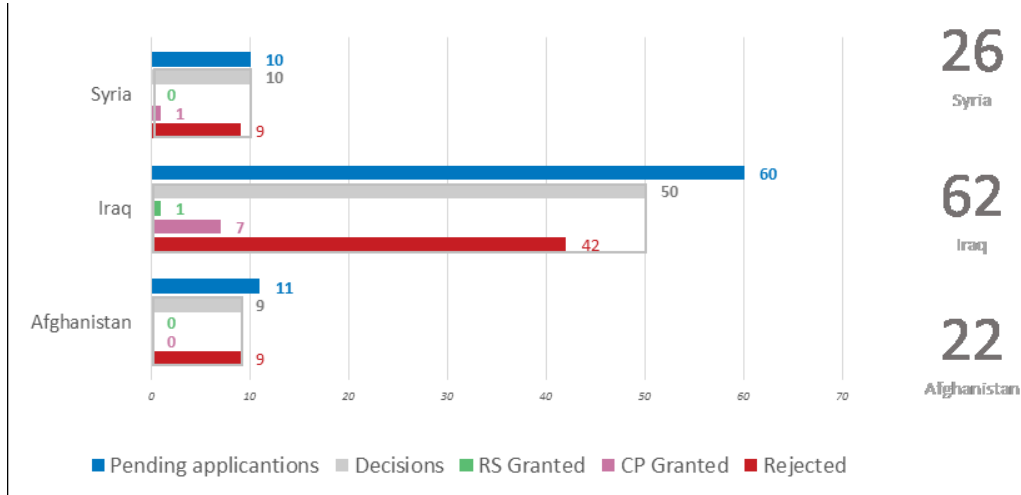
- Total decided **340**
- Total pending **99**
- Otherwise closed **33**

Average number of days for first instance decision:
189

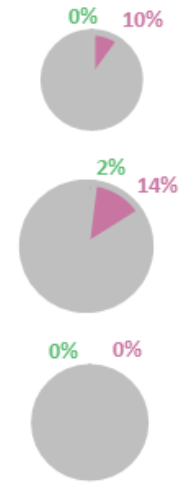


Georgia

PROTECTION RATE – FIRST INSTANCE (In persons)



* Total number of decided and pending applications for protection in Georgia 1 January- 30 June 2017

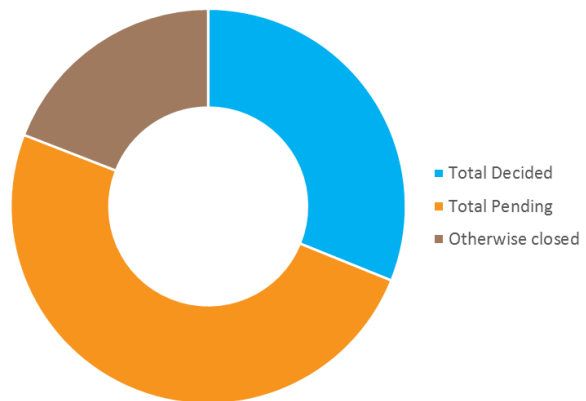


FIRST INSTANCE DECISION-MAKING TRENDS (January - June 2017)

691 applications handled by the first instance

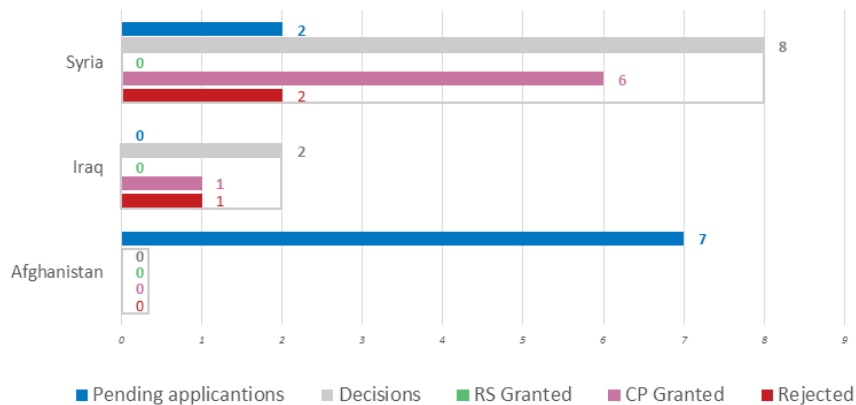
- Total decided **215**
- Total pending **344**
- Otherwise closed **132**

Average number of days for first instance decision:
180



Moldova

PROTECTION RATE – FIRST INSTANCE (In persons)



TOTAL*

10

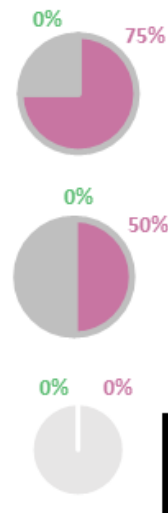
Syria

2

Iraq

7

Afghanistan



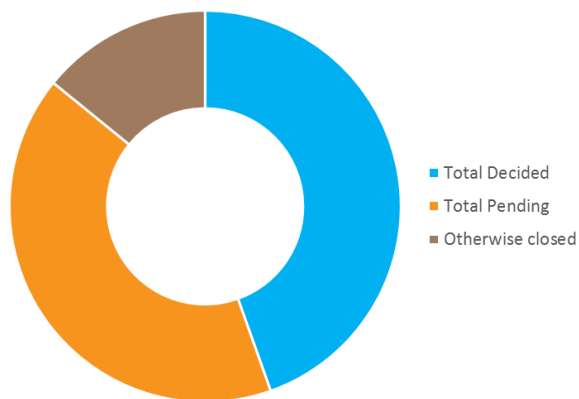
* Total number of decided and pending applications for protection in Moldova 1 January- 30 June 2017

FIRST INSTANCE DECISION-MAKING TRENDS (January - June 2017)

92 applications handled by the first instance

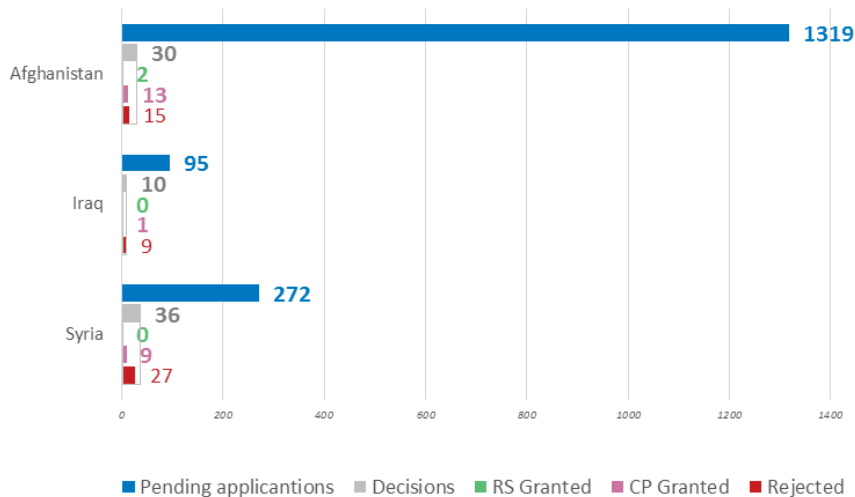
- Total decided **41**
- Total pending **38**
- Otherwise closed **13**

Average number of days for first instance decision:
100



Ukraine

PROTECTION RATE – FIRST INSTANCE (In persons)



TOTAL*

1392

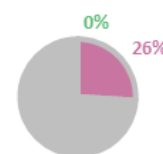
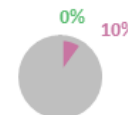
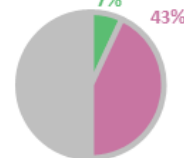
Afghanistan

147

Iraq

314

Syria



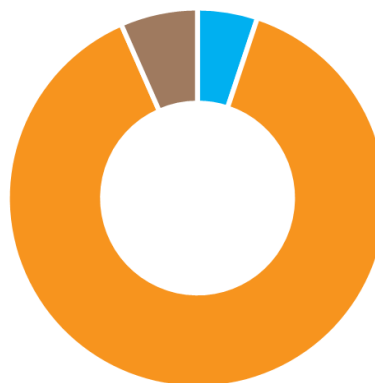
* Total number of decided and pending applications for protection in Ukraine 1 January- 30 June 2017

FIRST INSTANCE DECISION-MAKING TRENDS

(January - June 2017)

3 156 applications handled by the first instance

- Total decided **161**
- Total pending **2 787**
- Otherwise closed **208**



- Total Decided
- Total Pending
- Otherwise closed

Average number of days for first instance

decision:

210

CONTACTS

Anna Gekht Davis, Regional Project Coordinator, Regional Protection Support Unit for Eastern Europe (RBE)

gekht@unhcr.org, Tel: +995 32 238 62 03 (ext. 167)

LINKS

Mid-year report [page](#) - www.facebook.com/UNHCRQIEE - Twitter [@refwldru](#)