

Total Ukrainians seeking asylum or other forms of stay in neighbouring countries only:
346,600
543,000

POLAND
3,500
53,600

SLOVAKIA
20
N/A











HUNGARY
50
5,900

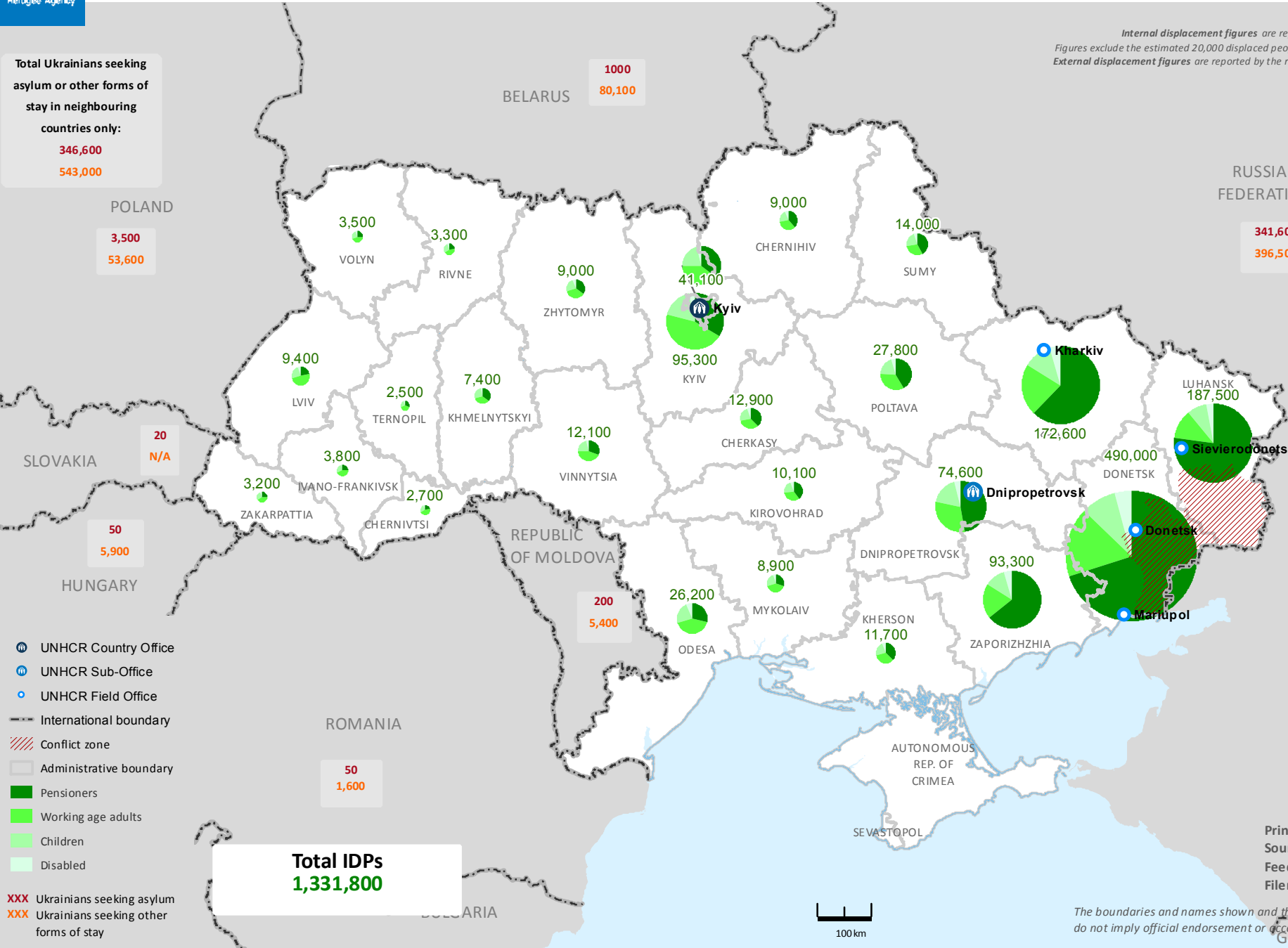
ROMANIA
50
1,600

BELARUS
1000
80,100

RUSSIAN FEDERATION
341,600
396,500

UKRAINE
1,331,800

-  UNHCR Country Office
-  UNHCR Sub-Office
-  UNHCR Field Office
-  International boundary
-  Conflict zone
-  Administrative boundary
-  Pensioners
-  Working age adults
-  Children
-  Disabled
- XXX** Ukrainians seeking asylum
- XXX** Ukrainians seeking other forms of stay



Internal displacement figures are reported by the Ministry of Social Policy. Figures exclude the estimated 20,000 displaced people in Autonomous Republic of Crimea. External displacement figures are reported by the respective national asylum authorities:
 Belarus - 11th June 2015
 Slovakia - 30st April 2015
 Hungary - 31th May 2015
 Romania - 1st May 2015
 Poland - 10th June 2015
 Rep. of Moldova - 11th June 2015
 Russian Fed. - 9th June 2015

Printing date: 12 Jun 2015
 Sources: UNHCR Shelter Sector
 Feedback: mapping@unhcr.org
 Filename: ukr_IDPs_A4L

The boundaries and names shown and the designations used on this map do not imply official endorsement or acceptance by the United Nations.

