

Total Ukrainians seeking asylum or other forms of stay in neighbouring countries only:
353,500
568,400

POLAND
3,700
57,700

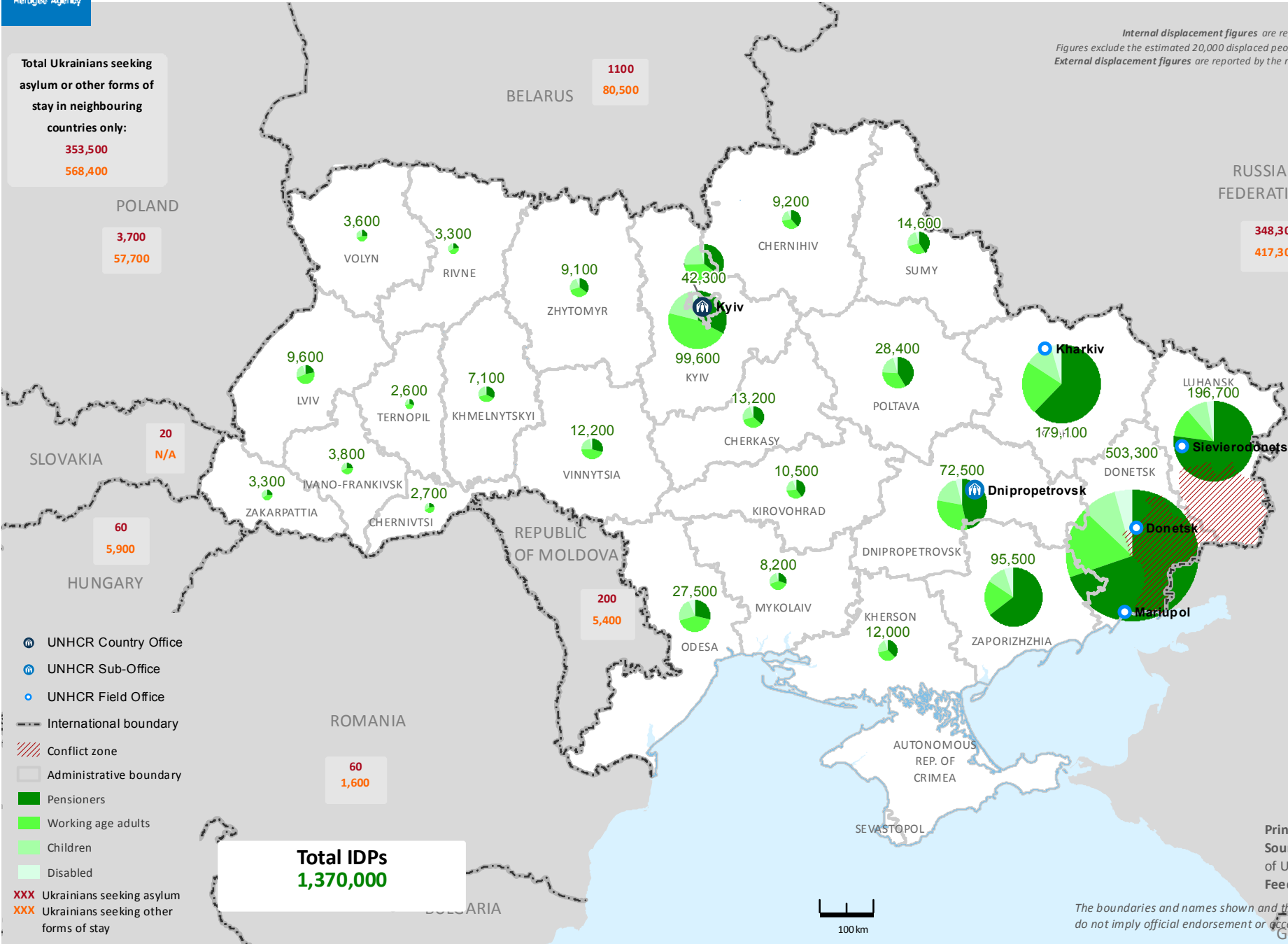
BELARUS
1100
80,500

SLOVAKIA
20
N/A













HUNGARY
60
5,900

ROMANIA
60
1,600

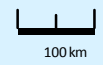
RUSSIAN FEDERATION
348,300
417,300



Internal displacement figures are reported by the Ministry of Social Policy. Figures exclude the estimated 20,000 displaced people in Autonomous Republic of Crimea. External displacement figures are reported by the respective national asylum authorities: Belarus - 2nd July 2015; Slovakia - 30st April 2015; Hungary - 7th June 2015; Romania - 31st May 2015; Poland - 2nd July 2015; Rep. of Moldova - 18th June 2015; Russian Fed. - 30h June 2015

-  UNHCR Country Office
-  UNHCR Sub-Office
-  UNHCR Field Office
-  International boundary
-  Conflict zone
-  Administrative boundary
-  Pensioners
-  Working age adults
-  Children
-  Disabled
-  Ukrainians seeking asylum
-  Ukrainians seeking other forms of stay

Total IDPs
1,370,000



Printing date: 06 Jul 2015
Sources: Ministry of Social Policy of Ukraine and UNHCR Kyiv
Feedback: carmina@unhcr.org

The boundaries and names shown and the designations used on this map do not imply official endorsement or acceptance by the United Nations.