

World Para
Powerlifting



World Para
Powerlifting

World Para Powerlifting

Appendix 5:

Technical Official Handbook

Version 1.2



World Para Powerlifting

Appendix 5: Technical Official Handbook

Version 1.2

World Para Powerlifting

International Paralympic Committee

Adenauerallee 212-214 Tel. +49 228 2097-200

53113 Bonn, Germany Fax +49 228 2097-209

www.WorldParaPowerlifting.org

Info@WorldParaPowerlifting.org

Version History

Version	Approval Date	Change(s)
1.0	2019-12-03	Initial document creation.
1.1	2020-04-01	Minor gramatical corrections added.
1.2	2020-09-14	Minor gramatical corrections added; addition of information about the Technical Official Hub; additional clarifications provided.

Advisory

Any names and/or any additional identifying details are entirely fictitious. Any inadvertent resemblance to or connection with any individuals or competition is purely coincidental and unintended.

Acknowledgements

World Para Powerlifting would like to acknowledge the reference of the following documents that assisted the development of the Technical Official Handbook:


- Federation of International Lacrosse – 2016-2017 Referee Manual – Men’s Field Lacrosse (2016)
- International Ice Hockey Federation – Officiating Procedures Manual (2009)
- International Ice Hockey Federation – Guides for the IIHF Game Officials (2018)
- International Weightlifting Federation – Technical Official Guidebook (2015)
- World Para Ice Hockey – Official’s Handbook (2017)
- World Para Swimming – Technical Officials Operating Manual (2015)

In addition, World Para Powerlifting would like to recognise the contributions of the Para powerlifting community in the creation of the Technical Official Handbook. The Handbook draws on the experiences, ideas and writings of many people from different countries, and through many years, much of their time and effort has been dedicated to improving the standard and consistency of officiating at all levels.

Images featured in this document are copyright of:

- Easy Sport
- Florent Pervillé
- Eleiko
- Lenart Marton
- Hiroki Nishioka

Feedback and Corrections



As you are going through this Handbook, if you spot an error, anything is unclear or you have any ideas for improvements, please let us know through the following feedback survey link: <http://tiny.cc/wppo-tohandbook-fb>

Introduction

Para powerlifting is one of the Paralympic Movement's fastest growing sports, which in part is due to the development of a comprehensive competition calendar that offers athletes from around the world more opportunities to compete at different levels. The success of these competitions is in many ways due to the dedication and effort of the Technical Officials.

This Handbook has been developed by World Para Powerlifting, the Sport Technical Committee and Advisory Groups to support the effective application of the Technical Rules and Regulations by providing standardised guidelines and agreed interpretations to ensure a fair and consistent approach to officiating at all levels of Para powerlifting competitions.

The Technical Rules and Regulations of Para powerlifting are complex, and it is imperative that a Technical Official knows them thoroughly in order to properly apply them in different scenarios. As such, the Handbook is written with many different scenarios and levels of competition in mind.

The Handbook also describes the roles and responsibilities of Technical Officials ahead, during and after recognised competitions, as well as various competition procedures. It is important that it be read in conjunction with the most current Technical Rules and Regulations, available on the World Para Powerlifting website.

The benefits obtained from reading this Handbook may depend on the level of experience of a Technical Official, but World Para Powerlifting encourages all Technical Officials to read and make use of the Handbook in order to ensure a fair and consistent approach to officiating at all levels of Para powerlifting competitions. It is anticipated that once a Technical Official thoroughly reads the Handbook, they will use it as a reference document. For this reason, certain information is repeated as appropriate.

Please note, this Handbook may be periodically updated in order to ensure the most current practices are in place. When referring to the Handbook, be sure it is the most current version.




Table of Contents

Version History.....	2
Advisory.....	2
Acknowledgements.....	2
Feedback and Corrections	2
Introduction.....	3
Table of Contents.....	4
1 General.....	8
1.1 Definitions	8
1.2 Structures.....	10
2 Philosophy, Attitudes and Behaviour.....	14
2.1 Philosophy.....	14
2.2 Conduct during Competitions.....	14
2.3 Integrity and Confidentiality	14
2.4 Betting and Competition Manipulation	15
2.5 Conflict of Interest	15
3 Role Definitions	16
3.1 Technical Officials - General.....	16
3.2 Competition Director.....	17
3.3 Technical Delegate	19
3.4 Technical Delegate Assistant	23
3.5 Jury	24
3.6 Referee.....	27
3.7 Marshall	32
3.8 Card Controller	32
3.9 Technical Classifier.....	33
3.10 Technical Announcer and/or Speaker Announcer.....	34
3.11 Time Keeper	35
3.12 Manual Results Controller.....	36
3.13 Kit Check Official	36
3.14 Weigh-in Official	37
3.15 Technical Controller	39
3.16 Spotter Loaders.....	48
4 Competition Processes, Documents and Further Information	50
4.1 Technical Official Meetings	50

4.2	Technical Meeting	50
4.3	Duty Roster.....	51
4.4	Lot Number Draw.....	53
4.5	Training Schedule	54
4.6	Competition Schedule.....	55
4.7	Athlete Record of Achievement.....	58
4.8	Kit Check Process and Kit Check Inspection Sheet.....	60
4.9	Athlete Uniform Guidelines	61
4.10	Weigh-in Process and Weigh-in List.....	62
4.11	Warm-up Accreditation Pass.....	63
4.12	Start List and Score Sheet.....	64
4.13	Results Protocol	67
4.14	Athletes' and Technical Officials' Presentation.....	69
4.15	Referee and Jury Positioning.....	70
4.16	Attempt Card.....	72
4.17	eMarshal	73
4.18	Technical Announcer Monitor	77
4.19	Spotter Loaders	80
4.20	Time Keeper Device.....	82
4.21	Technical Challenge Card	84
4.22	Warm-up Area Scoreboard.....	84
4.23	NPC Verification Form/Entry Data Checklist.....	86
4.24	Victory Ceremonies.....	86
4.25	Radio and Telephone Procedures	87
4.26	Appendix 7: Minimum Qualification Standard Table	89
4.27	Technical Rules and Regulations' Adaptations for National Competitions.....	89
4.28	Technical Official Toolkit Items	90
5	Equipment.....	91
6	Chief Referee Commands and Signals	92
6.1	Start	92
6.2	Rack.....	92
7	Timing and Scoring System Details.....	93
7.1	Referee Terminal	93
7.2	Jury Member Terminal	94
7.3	Referee and Jury Terminal No Lift Button Rule References.....	94
7.4	President of the Jury Terminal.....	95

7.5	Flag System	97
7.6	Attempt Board	98
8	Communication Protocol.....	101
8.1	Local Organising Committees.....	101
8.2	Media Interaction.....	101
8.3	Social Media	101
9	Appointment Process.....	103
9.1	Technical Delegate	103
9.2	Level 1 and 2 Technical Officials	104
9.3	Level 3 Technical Officials.....	104
9.4	Sport Data Management System	104
9.5	Mixed Team Event Referees	109
10	Logistics.....	110
10.1	General	110
10.2	Level of Service.....	110
10.3	Travel Arrangements	110
10.4	Passport, Visa and Other Documentation	111
10.5	Currency and Per Diem.....	111
10.6	Jet Lag	111
10.7	Language and Local Customs.....	112
10.8	Uniform.....	112
10.9	Accreditation Pass.....	114
10.10	Medical	114
10.11	Smoking.....	114
10.12	Insurance	114
11	Continual Development as a Technical Official.....	115
11.1	Continual Review of the Technical Rules and Regulations	115
11.2	Gaining of Experience and Receiving Feedback at Competitions	115
11.3	Review of Competition Videos	115
11.4	Participation in the Technical Official Hub	116
11.5	Self-Review of Competitions	116
12	Qualification and Licensing.....	117
12.1	License Validity.....	117
12.2	Level Maintenance	117
12.3	License Fee	117
12.4	Periodic Health Evaluations	117

12.5	Examination Results	117
12.6	Groupings of Competitions.....	118
12.7	Competition Experience Requirements	118
12.8	Entitlements by Level Earned.....	118
12.9	Inactivity/Interruption	119
12.10	Upgrading, Failure and Re-testing.....	119
12.11	Fast Track Level Attainment Consideration	120
13	Enforcement	121
13.1	Knowledge of Rules and Regulations, and Education.....	121
13.2	Sanctioning	121
14	Additional Information.....	121
14.1	Database.....	121
14.2	Appointment	121

1 General

1.1 Definitions

Term	Acronym	Definition
Betting	-	The participation in, support for, or promotion of any form of gambling on the outcome of or in relation to any Competition.
Competition	-	The entirety of each session, event and round system competition.
Competition Manipulation	-	The participation in, support for, or promotion of any of the following: <ul style="list-style-type: none"> ▪ Any arrangement, act or omission aimed at an improper alteration of the result, progress, outcome, conduct or any other aspect of a Competition in order to remove all or part of the unpredictable nature of the competition, with a view to obtain an undue benefit for oneself or others; ▪ Providing, requesting, receiving, seeking or accepting a benefit related to the manipulation of a Competition, or inducing, instructing or facilitating anyone else to do the same; ▪ Using or providing information related to a Competition for the purpose of Betting, any form of manipulation of a Competition or any other corrupt purpose.
Event	-	The period of the kit check and weigh-in processes, the Round System Competition and the Victory Ceremony.
Field of Play	FOP	The area where the competition/session event takes place, which contains the competition platform, bench and technical tables.
International Paralympic Committee	IPC	The world governing body of the Paralympic Movement. The IPC organises the Paralympic and Paralympic Winter Games, and acts as the international federation for various Para sports, including the sport of Para powerlifting.
IPC Games	-	A competition level that includes only the Paralympic Games and Parapan American Games.
Loading	-	The process that the Spotter Loaders undertake to add the requested weight on the bar for the athlete's lift attempt.
Local Organising Committee	LOC	An organisation appointed to organise a World Para Powerlifting recognised competition.
Mixed Team Event	-	A single separate competition event that features three (3) athletes (minimum one (1) athlete of the opposite gender) from the same nation forming a team to compete against other teams.
National Paralympic Committee/National Federation	NPC/NF	The national member of the IPC which is the representative of athletes with impairments in that country or territory for all or certain sports (National Paralympic Committee). In certain cases, a single federation may be responsible for the sport of Para powerlifting (National Federation)
On Venue Results	OVR	The system that produces and computes various competition information and documents, including the competition scoreboards.
Recognised Competition	-	Para powerlifting competitions which are approved by World Para Powerlifting, meet all necessary requirements and follow all applicable Rules and Regulations, including Paralympic Games, IPC Competitions and other World Para Powerlifting-sanctioned competitions.
Round System Competition	-	The period of the athletes competing their attempts.

Term	Acronym	Definition
Session	-	Section of the competition where one (1) or multiple event(s) take place.
Team Event	-	An integrated competition event within each individual bodyweight category that features three (3) athletes from the same nation forming a team to compete against other teams in that individual bodyweight category.
Timing and Scoring	T&S	The system that consists of the competition clock, referee and jury devices, as well as the results data management.
World Championship Cycle	Cycle	The period of competitions from one World Championship to the subsequent World Championship.
World Para Powerlifting	WPPO	The body within the IPC responsible for conducting the operations of the sport of Para powerlifting.

Other capitalised terms in this document not contained in the above table are as defined in the WPPO Technical Rules and Regulations.

1.2 Structures

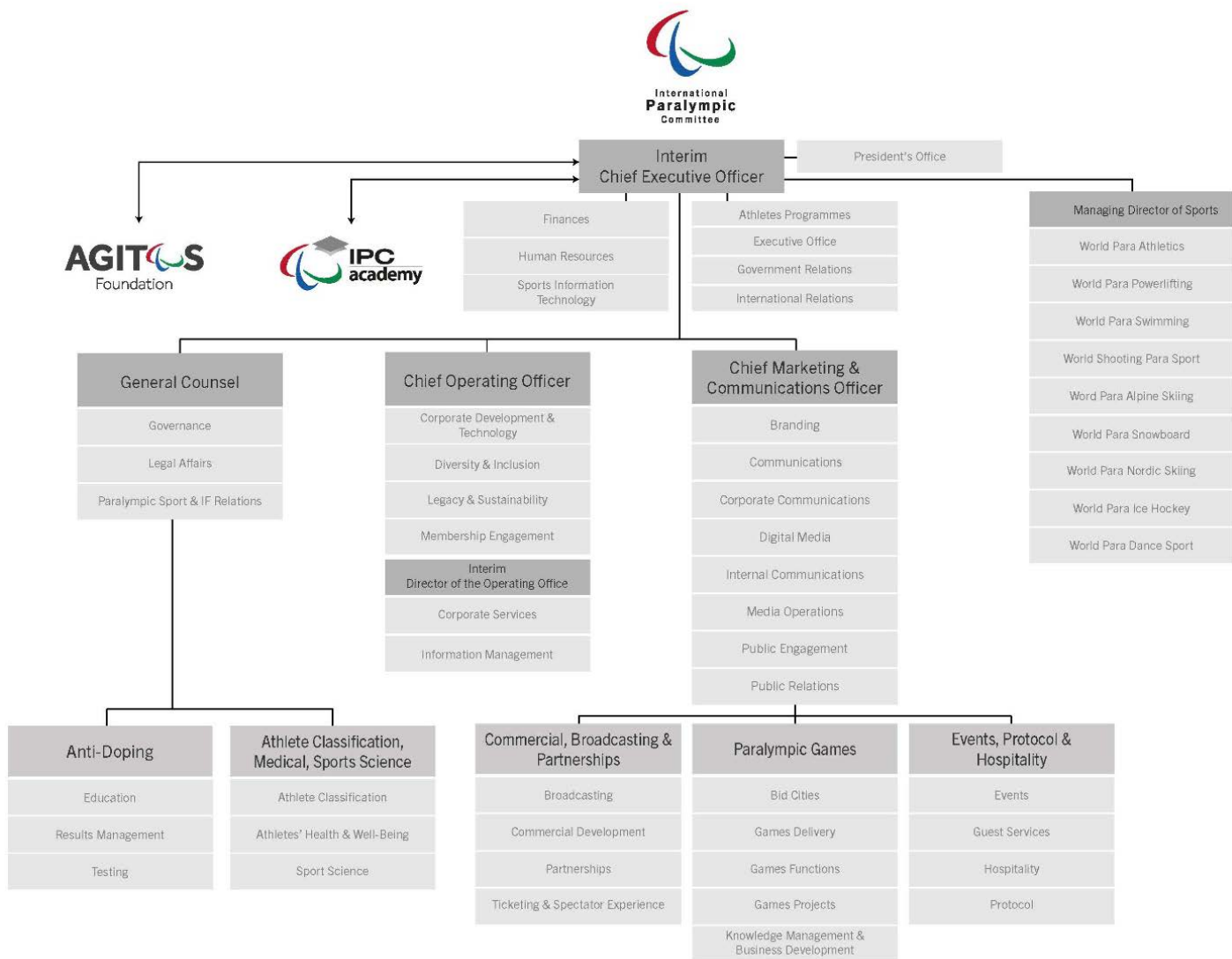
IPC Operational Structure



The International Paralympic Committee (IPC) is composed of a General Assembly, Governing Board, Management Team and various Committees and Councils.

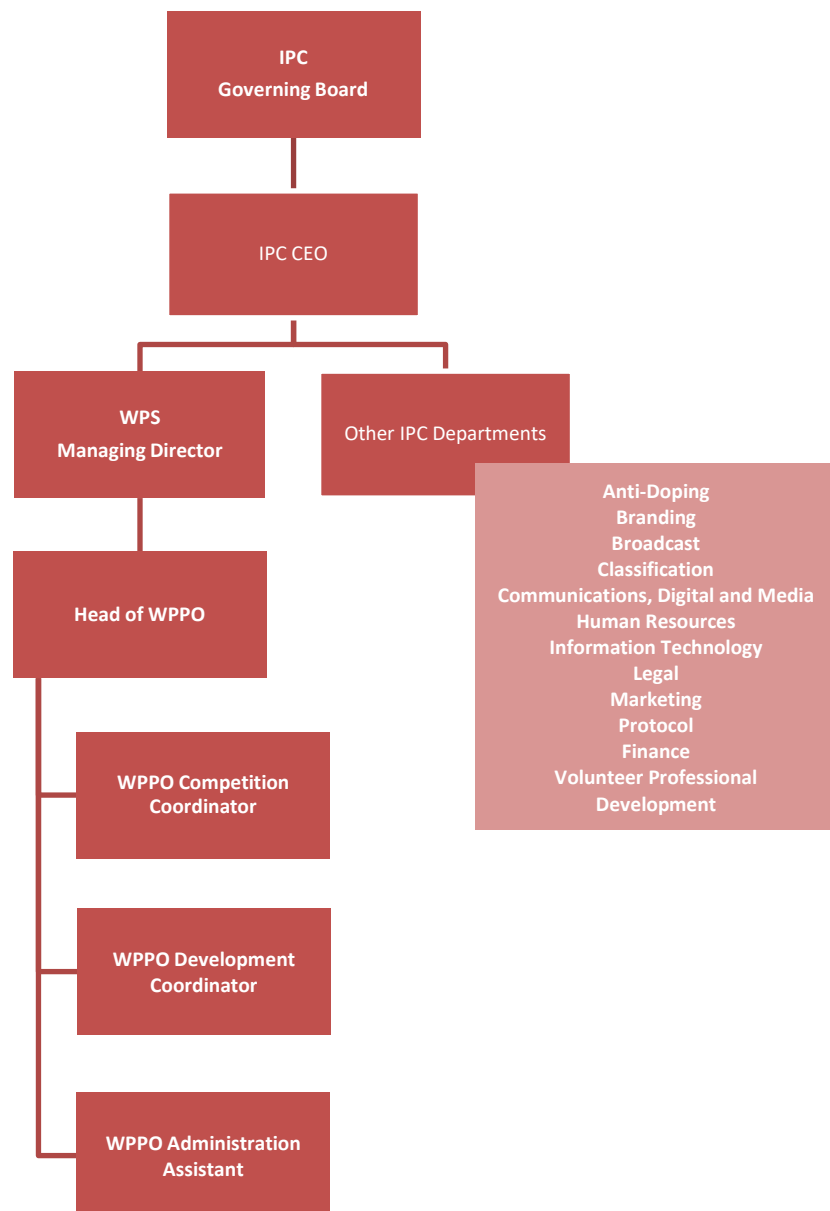
As members of the IPC, International Sport Federations (ISFs), National Paralympic Committees (NPCs), International Organisations of Sport for the Disabled (IOSDs) and Regional Organisations have the right to submit motions, vote at meetings, nominate candidates to appropriate IPC bodies and participate in other IPC activities.

IPC Management Structure



The IPC Management consists of the professional staff working under the direction of the Chief Executive Officer. Staff work in a variety departments and functions.

WPPO Structure



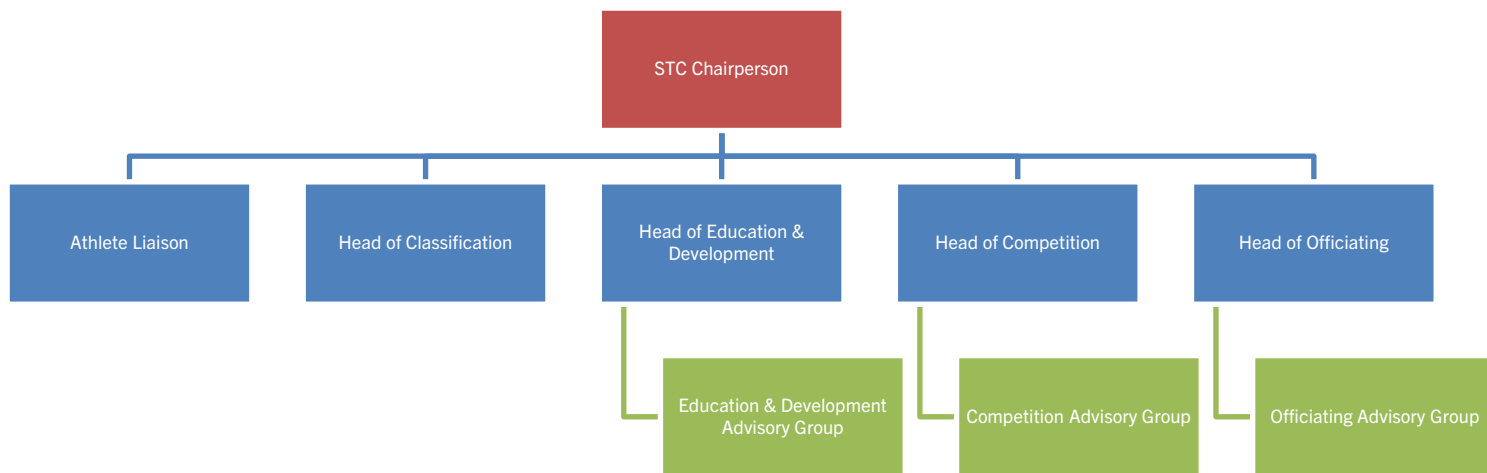
WPPO Management Team is accountable to the World Para Sports (WPS) Managing Director, IPC CEO and the IPC Governing Board on all matters related to the management, delivery and implementation of WPPO, the strategic plan and related business, including:

- Management of all technical, financial and operational aspects of the sport;
- Organisation and supervision of the World Championships and other competitions;
- Development of the sport from the grassroots to the elite level;
- Promotion of the sport.

In performing their functions, the WPPO Management Team consult the Sport Technical Committee (STC) and the Advisory Groups (AG) as appropriate on their relevant areas of expertise.

The WPPO Management Team's contact details are available on the WPPO website at the following link: www.Paralympic.org/Powerlifting/Contacts

WPPO Sport Technical Committee and Advisory Groups Structure



The WPPO STC and the respective AGs play a vital role in acting as an advisory body to be consulted with and support WPPO Management on matters related to the technical delivery of their appointed area of expertise.

Technical Officials who have feedback or recommendations related to their role should contact the Head or Advisory Group Members of the respective area.

The members information of the STC and AGs are available on the WPPO website at the following link: www.Paralympic.org/Powerlifting/Contacts

2 Philosophy, Attitudes and Behaviour

2.1 Philosophy

To be a WPPO Technical Official is a privilege and an honour, and proper performance by a Technical Official should lead to a sense of satisfaction and personal accomplishment. All Technical Officials should strive to:

- Have the knowledge required to perform all roles effectively and efficiently;
- Be athlete-centred, honest, fair and impartial to all;
- Be consistent in the application of the Technical Rules and Regulations for all competitions;
- Give maximum effort and ensure adequate preparation in all roles;
- Act professionally, and have calm and consistent conduct under pressure;
- Be a positive, collaborative and accountable team member;
- Speak and function in a respectful tone and manner;
- Reflect on their own performance and learn from each competition experience; and
- Enjoy all aspects of the competition.

Technical Officials should apply WPPO Technical Rules accurately and adjudicate only that which they actually see. Technical Officials should never guess what might have happened or make a decision based on guesswork. If a Technical Official is unsure of a decision, then the benefit of doubt should always be given to the athlete, in order to ensure consistency and fair play.

2.2 Conduct during Competitions

WPPO expects that all Technical Officials will, at all times during performance of their role, maintain a professional attitude and demonstrate mutually respectful behaviour towards others, including other Technical Officials, athletes, coaches, team leaders, volunteers, LOC staff and WPPO staff.

Throughout any Competition, including specifically during Power Lifts and Victory Ceremonies, all Technical Officials are expected to show respect and maintain professionalism, regardless of whether they are appointed to that Session or not. Technical Officials must show no favouritism towards a specific country during any Competition.

During Victory Ceremonies, when instructed to do so, Technical Officials, if they are able to, should stand and turn towards the flags. Technical Officials should not sing along with the anthem or make any gestures of patriotism.

While spectating, ahead of, during and after any lift, Technical Officials should not make gestures of patriotism or support.

2.3 Integrity and Confidentiality

Technical Officials must not, directly or indirectly, offer, accept or request any remuneration, commission, benefit or service in relation to their role or performance of their duties as a WPPO Official whatsoever, other than as provided for in the Official Engagement Protocol and Regulations.

A Technical Official must not disclose any confidential information entrusted to them as a result of their role. Any information obtained by a Technical Official as a result of their role must not be used for any personal gain or benefit, nor be used maliciously to damage the reputation of any other person.

A Technical Official must not use or distribute any documentation shared to them for purposes other than their role (e.g., sharing the Duty Roster with a coach or athlete).

2.4 Betting and Competition Manipulation

Technical Officials must not engage in any activity that may impact improperly on the outcome of competitions or that may, in WPPO's opinion, damage the integrity of the sport of Para powerlifting; specifically:

- Betting: the participation in, support for, or promotion of any form of gambling on the outcome of or in relation to any competition;
- Competition Manipulation: the participation in, support for, or promotion of any of the following:
 - any arrangement, act or omission aimed at an improper alteration of the result, progress, outcome, conduct or any other aspect of a competition in order to remove all or part of the unpredictable nature of the competition, with a view to obtain an undue benefit for oneself or others;
 - providing, requesting, receiving, seeking or accepting a benefit related to the manipulation of a competition, or inducing, instructing or facilitating anyone else to do the same;
- using or providing information related to a competition for the purpose of betting, any form of manipulation of a Competition or any other corrupt purpose; and Any other behaviour which is likely to damage the integrity of the sport of Para powerlifting.

2.5 Conflict of Interest

Technical Officials must take all appropriate steps to prevent any conflict of interest, according to the IPC Code of Ethics. Where a potential conflict of interest related to the sport exists, it must be reported by the Technical Official to WPPO at the earliest opportunity. A potential conflict of interest may include that the Technical Official:

- Is directly involved with a National Team;
- Is directly involved with an NPC/NF;
- Is the personal coach or team coach of an athlete;
- Is the family member of an athlete (e.g., someone who is or was married to, or is in a registered partnership or lives together with an athlete, or who is related to an athlete by birth or marriage, including, but not limited to grandparents, parents, uncles, aunts, brothers, sisters, children, grandchildren, nieces, nephews and cousins of an athlete);
- Has an involvement with a business or organisation related to Para powerlifting.

3 Role Definitions

The following are intended as standardised guidelines for each of the roles fulfilled by the various Technical Officials in WPPO:

3.1 Technical Officials - General

During the Event

- Be present and attentive for the complete duration of the Technical Officials' Meeting with materials to make notes.
- Be present at the venue at least thirty (30) minutes prior to the start of the assigned role on the Duty Roster.
- Be present in the specific position area of their role at least fifteen (15) minutes prior to the start of the assigned role on the Duty Roster.
- Be aware and sensitive to language, cultural, gender and religious differences.
- Not directly or indirectly influence others at any time during competition, including but not limited to other Technical Officials, athletes, coaches and/or any other team officials.
- Strictly obey accreditation rules, levels and access privileges.
- Wear the required Technical Officials' uniform only when appointed in a role for a Session.
- Only use personal electronic devices while assigned in a role with the explicit permission of the Technical Delegate for purposes related to the Session (e.g., mobile phone, tablet or laptop to track timings in case of T&S malfunctions and never for personal use).
- Maintain ongoing communications with the Technical Officials throughout (e.g., feedback meetings, WhatsApp Group, Moodle Course, etc.)
- Refrain from providing advice, comments or additional feedback to athletes, coaches and team officials during the Session and limit contact with any country competing during the competition as a whole.
- If technological or technical issues occur, continue in the appointed role calmly and as required.
- If not appointed in a role for a Session, sit in designated Technical Officials' seating area (never at the technical tables or areas on the FOP, Warm-up Area, Kit Check and Weigh-in).

After the Competition

- Provide feedback to WPPO through the requested tools (e.g., online survey) no later than seven (7) days after the competition.

3.2 Competition Director

The Competition Director's (CD) responsibilities are generally as follows:

- Oversee the entire competition delivery in liaison with the LOC, Technical Delegate and WPPO Management Staff.
- Be appointed and act on behalf of World Para Powerlifting at the competition.

The Competition Director has the highest authority over the competition.

At competitions where a Competition Director is not appointed, some responsibilities will be shared with the WPPO Management Staff and the Technical Delegate (specific distribution of responsibilities communicated ahead at least two [2] weeks ahead of the competition).

At approved national competitions, a Competition Director will not be appointed and thus all responsibilities will be undertaken by the Technical Delegate.

At competitions where a Competition Director and Technical Delegate are appointed and WPPO Management Staff is present (e.g., Paralympic Games, Regional Games, World and Regional Championships and World Cups), the Competition Director should complete their role collaboratively with the WPPO Management Staff present.

Before the Competition

- Maintain regular contact with the LOC, Technical Delegate and WPPO regarding matters related to the delivery of the competition.
- Be readily available to perform a site visit of the venue and general competition areas, if necessary and requested by the LOC and WPPO, and provide a written report of the relevant details using the provided tools, submitted to WPPO no later than seven (7) days after the site visit.
- Manage the entry process.
- Create the competition schedule.
- Create the training schedule.
- Create the Duty Roster.
- Maintain regular contact with the OVR and T&S providers.
- Inform the LOC of the required arrival and departure times of all necessary parties to the venue for the LOC to create the transport schedule.
- Review and approve proposed venue layouts and operational flows.
- Observe the setup of all functional areas and ensure all are compliant with the Technical Rules and Regulations, Technical Agreement for the specific event, approved layout and equipment list.
- Ensure the general arrival of accredited persons are scheduled accordingly.
- Conduct necessary meetings and rehearsals with operational staff, volunteers, contractors and LOC (e.g., doping control, medical, venue management, OVR, T&S, technology, transportation, equipment, etc.) as well as with the Technical Officials.
- Lead the technical and full rehearsals.

During the Competition

- Lead the Technical Meeting in English one (1) day prior to the start of competition (or as per any alternative agreement required by the LOC), addressing the following but not limited to:
 - Roll call by NPC;
 - Distribute two (2) Warm-up Passes to each competing NPC (in the case where a country is not at the Technical Meeting, the Technical Delegate should distribute the missing countries' passes to them when requested by the country ahead of the session);
 - Final entry verification;
 - Distribute NPC Verification Form/Entry Data Checklist for each NPC and collect the signed copies, collaboratively with the LOC and the Technical Delegate;
 - Mixed team event athlete change requests;
 - Call, accept and manage mixed team event athlete changes;
 - Bodyweight change requests;
 - Call, accept and manage bodyweight category changes , and receive the respective penalty payment;
 - Competition scheduling;
 - Anti-doping notices;
 - Necessary protocols (e.g., ceremonies, athlete presentation, etc.);
 - Competition flows (e.g., athletes, media, etc.);
 - LOC matters (e.g., transportation, meal times, etc.);
 - Technical Rules and Regulations;
 - Any other business and/or questions; and
 - Venue and T&S system walkthrough.
- Following the Technical Meeting after receiving the athletes' bodyweight category changes and athlete withdrawals, within two (2) hours:
 - Re-verify the competition entries;
 - Re-verify the viability of the events before presenting the outcome to the LOC, Technical Delegate and WPPO;
 - Re-form groups and/or subgroups, if necessary, before presenting the outcome to the LOC, Technical Delegate and WPPO;
 - Modify the Competition Session Schedule, if necessary, and ensure is distributed to the LOC, Technical Delegate, WPPO and participating countries in a timely manner;
 - Modify the Competition and/or Training Schedule, if necessary, and ensure it is distributed to the LOC, Technical Delegate, WPPO and participating countries in a timely manner; and
 - Modify the Duty Roster in consultation with the Technical Delegate, if necessary, and ensure it is distributed to the WPPO, Technical Delegate and all of the Technical Officials in a timely manner.
- Arrive at the venue in a timely manner in advance of the start of Kit Check process and conduct a daily venue check to report and resolve any necessary issues with the LOC.
- Remain in the venue until the end of the final Victory Ceremony and attend and conduct any necessary debrief meetings with necessary operational teams.
- Ensure that the event remains on time and if necessary due to delays in timing then reschedule the sessions accordingly.

- Oversee the technical delivery of the competition is in line with the Technical Rules and Regulations and advise the Technical Delegate accordingly should any changes be required.
- Modify the Duty Roster if and when changes need to be made (evaluate the necessity and rationale when requested from the Technical Delegate) and ensure it is distributed.
- Ensure that the competition is running according to the OVR and T&S systems approved for that specific competition (e.g., PARIS, PRIS, etc.).
- Oversee the operational delivery of each functional area and provide feedback and recommendations when required (e.g., monitoring the transportation throughout the competition and consult with the LOC should any schedule amendments be required, etc.).
- Oversee the deliverables of all competition contractors and provide feedback and recommendations when required.
- Conduct necessary meetings with operational staff, volunteers, contractors and LOC (e.g., doping control, medical, venue management, OVR, T&S, technology, transportation, equipment, etc.) as well as with the Technical Officials.
- Maintain contact with the venue management team to ensure all daily needs are met (e.g., clean and waste).
- Support the LOC should any issues arise with any accredited persons for the competition (e.g., medical emergencies).
- Receive the Technical Challenge fees and log from the Technical Delegate.

After the Competition

- Ensure the general departures of accredited persons are scheduled accordingly.
- Conduct necessary debrief meetings with operational staff and volunteers, LOC, contractors and Technical Officials.
- Ensure any outstanding issues are closed or otherwise escalated to WPPO for further action (e.g., outstanding payments).
- Collect any necessary paperwork and submit to WPPO (e.g., classification documents, written feedback and results, receipts and invoices).
- Provide any penalty payments and Technical Challenge fees to WPPO.
- Provide feedback to WPPO through the requested forms no later than seven (7) days after the competition.

3.3 Technical Delegate

The Technical Delegate's (TD) responsibilities are generally as follows:

- Consistently monitor and oversee the competition in liaison with the Competition Director and WPPO Management Staff to ensure that all technical operations are applied in accordance to the Technical Rules and Regulations throughout the entire competition.

Before the Competition

- Maintain regular contact with the Competition Director, and WPPO Management Staff regarding matters related to the technical operations of the competition.

- Be readily available to perform a site visit of the venue and general areas, if necessary and requested by the LOC and WPPO, and provide a written report of the relevant details using the provided template, submitted to WPPO no later than seven (7) days after the site visit.
- Recommend the appointments for Level 1 and Level 2 Technical Officials, in consultation with WPPO Management Staff, based on the lists provided (using the guiding criteria).
- Review and provide feedback to the Competition Director on the event session schedule.
- Review and provide feedback to the Competition Director on the event training schedule.
- Review and provide feedback to the Competition Director on the Duty Roster.
- Instruct a Refresh Seminar for Technical Officials before the competition, when necessary and requested by WPPO and/or the LOC.
- Deliver an instructional seminar for the Spotter Loaders during the training days before the competition addressing the following, but not being limited to:
 - The sport of Para powerlifting;
 - The role of the Spotter Loader;
 - The lift attempt and processes;
 - Discs and loading chart; and
 - Spotter Loader techniques.
- Ensure all nominated Spotter Loaders are adequately and appropriately trained and prepared in advance of the competition, approving or declining them.

During the Competition

- Be present at the venue on the days prior to the start of the competition to attend any meetings, competition rehearsals and setup, when necessary.
- Ensure that the venue and equipment requirements are according to the Technical Rules and Regulations. Note any issues on a daily log and report them to the Competition Director to resolve.
- Collect all official competition documents and Technical Challenge Cards from the OVR and T&S staff.
Ensure the preparation and organisation (e.g., by session) of all official competition documents.
- Perform the drawing of lot numbers for the competing athletes and mixed teams prior to the start of the Technical Meeting, if necessary, due to a non-automated OVR system.
- Lead the Technical Official Meeting and Venue Walkthrough in English at least one (1) day before the competition (or as per any alternative agreement required by the LOC), addressing the following but not limited to:
 - Roll call;
 - Event scheduling;
 - Duty Roster;
 - Necessary protocols (e.g., ceremonies, athlete presentation, etc.);
 - Competition flows (e.g., athletes, officials, media, etc.);
 - LOC matters (e.g., transportation, meal times, etc.);
 - Updates from the Technical Rules and Regulations;
 - Clarity on interpretations on the Technical Rules and Regulations;
 - Collection of current email addresses and mobile numbers;
 - Any other business, questions or clarifications; and
 - Venue and T&S system walkthrough.

- Be present at the venue daily from prior to Kit Check of the first (1st) event of the day until the final Victory Ceremony of the last event of the day or later, if necessary.
- Schedule and lead, as necessary, additional meetings with the Technical Officials to offer feedback and advise on the technical aspects of the competition, clarify any interpretation of the Technical Rules and Regulations, and to receive feedback or identify any issues on the Technical Officials' own services at the competition. Compile any applicable feedback in the daily log and submit it to the Competition Director for a solution.
- Oversee the results in liaison with the OVR and T&S staff.
- Consult the Competition Director if and when a Duty Roster modification needs to be made with the respective rationale.
- Maintain a log of the Technical Challenge Card purchased, accepted and dismissed on the daily log.
- Consult with the official competition medical personnel regarding athlete plaster to ensure they are applied in a fashion not to grant the athlete an undue advantage.
- Write and maintain notes in preparation for the submission of the Technical Delegate Report.

Before the Event

- Ensure the collection of the necessary documents by the respective Technical Officials:
 - Kit Check List: Kit Check Official
 - Technical Challenge Cards: Technical Controller
 - Brief the Technical Controller by communicating which NPCs/NFs have purchased and not used a Technical Challenge Card.
 - Weigh-in List: Weigh-in Official
 - Attempt Cards: Weigh-in Official

During the Event

- Receive the completed original Kit Check Inspection Sheet from the Kit Check Official.
- Receive the completed original Weigh-in List from the Weigh-in Official and ensure a copy is provided to the OVR for input, if necessary.
 - In the absence of the President of Jury at the competition (e.g., national competitions), receive the Athlete Record of Achievement books (or Classification Form if an athlete has not received an Athlete Record of Achievement book) from the Weigh-in Official after the Weigh-in process is completed.
- Receive the Attempt Cards from the Weigh-in Official.
 - After the Start List is verified, ensure the Attempt Cards are collected by the Marshall.
- If an athlete weighs in over or under their registered bodyweight category, be prepared to receive notice from the Weigh-in Official about the addition of fifteen (15) minutes to the Weigh-in process and inform the President of Jury.
- Verify the Start List immediately after production from OVR to ensure it correctly matches the Weigh-in List and Attempt Cards. Once verified, distribute the Start List to the Technical Controller to distribute to all required athletes, teams, Technical Officials and staff.
- If any violation of the Warm-up Rules and Regulations occur, if observed and reported by the Technical Controllers or personally observed, resolve the issue and make a decision on the removal the Warm-up Pass of the coach.

- During individual events, present yourself during the Technical Officials' Presentation at the Technical Delegate's table, only once the full name has been called by the Technical Announcer.

During the Round System Competition

- Observe the round system competition from the Technical Delegate's table and ensure the technical operations are in accordance to the Technical Rules and Regulations.
- Challenge, if an athlete is found to be wearing and/or using different clothing and equipment during the round system competition that was not presented and approved during the Kit Check process by alerting the President of Jury.
 - Be prepared, at the direction of the President of Jury, at the earliest opportunity (not to interfere with the athlete's lift attempt; e.g., after the athlete's lift attempt off of the FOP and in the Warm-up Area) to inspect the athlete clothing and equipment against the Kit Check List and report the findings to the President of Jury.
 - Be prepared to report the decision of the President of Jury to the athlete and their coach.
- Be prepared to accept notices of discrepancies between the manual results, OVR and T&S system from the Manual Results Controller.
 - Verify if the discrepancy exists; if so, alert the President of Jury for verification.
 - When directed by the President of Jury, correct the discrepancy with the OVR staff.
- When a senior world record attempt is requested, be present for the Technical Controller to inspect the athlete's uniform and equipment in the Warm-up Area.
 - If the athlete is found to be in possession or wearing any illegal substance or apparel, do not permit them to enter the FOP and disqualify them from competition.
- In the case where there is a record attempt and there is more than one (1) Technical Official appointed as a Referee who's nationality matches the nationality of the athlete completing the attempt, communicate with the President of Jury and make every effort to replace the Referee with the appropriate Reserve Referee or another appointed Technical Official who's nationality does not match the athlete completing the attempt.
- In the absence of the President of Jury and Chief Referee of the event, consult with the official competition medical personnel regarding athlete plasters to ensure they are applied in a fashion not to grant the athlete an undue advantage.
- At the conclusion of the event/round system competition, receive the completed Result Sheet (filled out Start List) from the Manual Results Controller and keep them organised by event for reference, as necessary and required.
- At the conclusion of the event/round system competition, immediately verify and sign, the session's Results Protocol comparatively with the Score Sheet (filled out Start List) from the Manual Results Controller, prior to the Victory Ceremony.
- In the absence of the President of Jury at the competition (e.g., national competitions), at the conclusion of the session, record each athlete's accurate individual results in their Athlete Record of Achievement book and ensure it is returned directly to each athlete and/or their coach at the completion of the session, once all necessary documentation has been signed off. When it is not possible to return certain books, keep them to return to the athlete and/or their coach at another, appropriate time.

After the Round System Competition

- Receive the remaining Technical Challenge Cards from the Technical Controller and prepare them for the next event's Technical Controller.
 - If a Technical Challenge is purchased, accepted or dismissed, receive the Technical Challenge fees and log the respective athlete and NPC/NF information, and provide it to Competition Director.
- Receive the Attempt Cards from the Marshall and keep them organised by event for reference, as necessary and required.
- Receive the completed Jury Members' Score Sheets from the President of Jury and keep them organised by event for reference, as necessary and required.
- Receive any Athlete's Record of Achievement book from the President of the Jury if the athletes and/or coaches have not collected them (or if it is not possible to be returned immediately following the session). In these cases, return the Athlete Record of Achievement book to the coach and/or athlete at an appropriate time.

After the Competition

- Verify and approve the Results Book prior to distribution to the teams.
- Return the remaining Technical Challenge Cards to the T&S staff.
- Provide the Technical Challenge log to WPPO Management Staff on paper (or by scan if applicable).
- Ensure the forwarding of the official competition results upon conclusion of the competition to WPPO Management Staff in the requested format no later than three (3) days after the competition.
- Provide feedback to WPPO through the requested forms and reports no later than seven (7) days after the competition.

3.4 Technical Delegate Assistant

The Technical Delegate Assistant's (TDA) responsibilities are as follows:

- Assist and provide support to the Technical Delegate on all administrative and technical matters relating to the competition (as listed in Section 3.2).
- In the absence of the Technical Delegate, assume the position and all roles and responsibilities of the Technical Delegate.

The Technical Delegate Assistant can be utilised in Technical Official roles throughout the competition, as assigned on the Duty Roster, in addition to their role as Technical Delegate Assistant.

3.5 Jury

President of Jury

The President of Jury's (PJ) responsibilities are generally as follows:

- Ensure the application of all Technical Rules and Regulations for the full duration of the assigned event.

During the Event

- Receive the completed Kit Check List and Start List from the Technical Controller 3 and Technical Controller.
- Receive the Athlete Record of Achievement books (or Classification Form if an athlete has not received an Athlete Record of Achievement book) from the Weigh-in Official after the Weigh-in process is completed for individual events only.
- Conduct a quick briefing, collaboratively with the Kit Check Official and Technical Classifier, with the Technical Officials in the roles of Jury Members, Referees and Technical Controllers after the Kit Check and Weigh-in processes but before the Athletes' Presentation and the start of round system competition about the athletes, their uniform and the impact of their impairment on lift adjudication, in a private area near the Warm-up Area.
- Be seated at the Jury Table two (2) minutes before the Technical Officials' Presentation.
- During individual events, present yourself during the Technical Officials' Presentation at the Jury Table, only once the full name has been called by the Technical Announcer.

During the Round System Competition

- Be seated at the Jury Table in a position to ensure a totally unimpeded view of the round system competition.
- Signal positively (thumb up to indicate that it is permitted) or negatively (thumb down to indicate that is not permitted) using one's hand to the Referees and Jury Members through verifying the Kit Check Inspection Sheet in exceptional cases such as:
 - If an athlete shows their arms and elbow angles to the Referees and Jury Members;
 - If an athlete shows their arm length differences to the Referees and Jury Members;
 - If an athlete positions their knees in flexion on the bench;
 - If an athlete positions themselves/demonstrates unevenness to the Referees and Jury Members.
 - Should the Technical Classifier be present (e.g., when the schedule allows), consult with them when required and advise the Jury Members and Referees as necessary.
- Adjudicate each athlete's lifts during the session using the Jury System. Additionally, manually record the decision using the Start List provided and the required legend.
 - If/when a technology issue occurs, be prepared to be alerted by the Jury Members and alert the Technical Delegate and the T&S provider for resolution.
- If an athlete or their coach has requested a Power Lift, provide the final approval as to whether the attempt may take place through communication directly to the athlete and their coach or through the Marshall.
- Challenge and be prepared to accept challenges from the Technical Delegate, Jury Members and/or Technical Controller, if an athlete is found to be wearing and/or using different clothing

and equipment during the round system competition that was not presented and approved during the Kit Check.

- Be prepared to direct the Technical Delegate to instruct the Technical Controller to inspect the athlete clothing and equipment against the Kit Check List and receive the report of the findings from the Technical Delegate.
- If the athlete is found to be wearing and/or using different clothing and equipment during the round system competition that was not presented during the Kit Check, advise their disqualification to the Technical Delegate to report to the athlete, their coach and the Technical Controller.
- During individual events, be prepared to accept and manage Technical Challenges lodged by athletes and/or coaches accredited with a Warm-up Pass for the respective session, if presented within one (1) minute of the display of the lift decision of the referees.
 - If/when a Technical Challenge is lodged, immediately review the decisions made by the Jury Members for the lift on the President of Jury Terminal and verbally inform the individual person that lodged the Technical Challenge of the final decision.
 - If/when a technology issue occurs, be prepared to be alerted by the Jury Members and to review the manually recorded decisions from the Start Lists to provide the overall decision and outcome of the Technical Challenge.
 - If a Technical Challenge is dismissed, retain the Technical Challenge Card to provide to the Technical Controller following the event.
 - If a Technical Challenge is accepted, return the Technical Challenge Card to the person who lodged the technical challenge and advise them to return it to the Technical Controller for a refund.
- If/when any errors in loading the bar, setting the rack height and/or announcing are observed, if considered and appropriate (before the Chief Referee's start command), notify the Chief Referee by raising one's hand to alert and calmly inform them.
- If/when any errors in loading the bar, setting the rack height, announcing and/or spotting are not observed before the athlete receives the start command but are observed afterwards, after an unsuccessful lift but before the athlete leaves the lifting area (platform), notify the Chief Referee by raising one's hand to alert and calmly inform them.
- If/when any errors in loading the bar, setting the rack height, announcing and/or spotting are not observed before the athlete receives the start command but are observed afterwards after a successful lift but before the athlete leaves the lifting area (platform), notify the Chief Referee by raising one's hand to alert and calmly inform them.
- In the case where there is a record attempt and there is more than one (1) Technical Official appointed as a Referee who's nationality matches the nationality of the athlete completing the attempt, communicate with the Technical Delegate and ensure they make every effort to replace the Referee with the appropriate Reserve Referee or another appointed Technical Official who's nationality does not match the athlete completing the attempt.
- Be prepared to accept notices of discrepancies between the manual results, OVR and T&S system from the Manual Results Controller through the Technical Delegate.
 - Verify if the discrepancy exists, instruct the Technical Delegate for correction with the OVR system and staff.
- Await the Technical Challenge time allowance and Power Lift request period to close the round system competition and provide notice to the Technical Announcer.
- At the conclusion of the event/round system competition for individual events only, record each athlete's accurate results in their Athlete Record of Achievement book and ensure it is returned

directly to each athlete and/or their coach at the completion of the round system competition, once all necessary documentation has been signed off. When it is not possible to return certain books, provide them to the Technical Delegate to return to the athlete and/or their coach at another, appropriate time.

- At the conclusion of the event/round system competition, provide the completed Jury Members' filled out Start Lists to the Technical Delegate.
- Once the results are verified, discard all Kit Check Lists and all other garbage left at the Jury table from the event in an appropriate manner.

Jury Member

The Jury Members' (J1, J2 and J3) responsibilities are as follows:

During the Event

- Participate in a quick briefing, led by the President of Jury, Kit Check Official and Technical Classifier, after the Kit Check and Weigh-in processes but before the Athletes' Presentation and the start of round system competition about the athletes, their uniform and the impact of their impairment on lift adjudication, in a private area near the Warm-up Area.
- Be seated at the Jury Table two (2) minutes before the Technical Officials' Presentation.
- During individual competitions, present yourself during the Technical Officials' Presentation at the Jury Table, only once the full name has been called by the Technical Announcer.

During the Round System Competition

- Be seated in a position to ensure a totally unimpeded view of the round system competition.
- Adjudicate each athlete's lifts during the session using the Jury System.
 - Additionally, manually record the decision using the Start List provided and the required legend.
 - If/when a technology issue occurs, alert the President of Jury for resolution.
- Challenge if an athlete is found to be wearing and/or using different clothing and equipment during the round system competition that was not presented during the Kit Check by alerting the President of Jury.
- If/when any errors in loading the bar, setting the rack height and/or announcing are observed, if considered and appropriate (before the Chief Referee's start command), notify the Chief Referee by raising one's hand to alert and calmly inform them.
- If/when any errors in loading the bar, setting the rack height, announcing and/or spotting are not observed before the athlete receives the start command but are observed afterwards after an unsuccessful lift but before the athlete leaves the lifting area (platform), notify the Chief Referee by raising one's hand to alert and calmly inform them.
- If/when any errors in loading the bar, setting the rack height, announcing and/or spotting are not observed before the athlete receives the start command but are observed afterwards after a successful lift but before the athlete leaves the lifting area (platform), notify the Chief Referee by raising one's hand to alert and calmly inform them.
- At the conclusion of the round system competition, provide the completed Jury Member filled out Start List to the Technical Delegate.

3.6 Referee

Chief Referee

The Chief Referee's (CR) responsibilities are as follows:

During the Event

- Verify all of the FOP equipment is setup and prepared for the session, including magnesium and cleaning supplies, ensuring that it is all generally clean and safe, free of any hazards, with all equipment in a safe and well presented manner.
 - If there are missing items, immediately inform the Technical Delegate, LOC and Competition Director to resolve.
- Participate in a quick briefing, led by the President of Jury, Kit Check Official and Technical Classifier, after the Kit Check and Weigh-in processes but before the Athletes' Presentation and the start of round system competition about the athletes, their uniform and the impact of their impairment on lift adjudication, in a private area near the Warm-up Area.
- In the absence of the President of the Jury during a session, consult with the official competition medical personnel regarding athlete plasters to ensure they are applied in a fashion not to grant the athlete an undue advantage.
- Be present and prepared ahead of the Technical Officials' Presentation.
- Present yourself during the Technical Officials' Presentation.
 - At IPC Games and WPPO Championships for individual events, present yourself during the Technical Officials' Presentation on the FOP only once the full name has been called by the Technical Announcer by taking a step forwards and raising the hand to present yourself to the audience. When the full name of the Technical Controller has been called by the Technical Announcer, return as a group to the Warm-up Area, as led by the Technical Controller.
 - At recognised competitions, excluding IPC Games and WPPO Championships, for individual events, proceed to the FOP before the start of the respective round system competition as normal (three (3) minutes before the start of the session event) and remain in the seating position when introduced by the Technical Announcer; turn and raising the hand to present yourself to the audience.
 - At WPPO World Cups and Championships only, for the mixed team – heat phase, present yourself during the Technical Officials' Presentation on the FOP only once the full name has been called by the Technical Announcer by taking a step forwards and raising the hand to present yourself to the audience. When the full name of the Technical Controller has been called by the Technical Announcer, proceed to the seating position.
 - At WPPO World Cups and Championships only, for the mixed team – knockout, third (3rd) place and finals, proceed to the FOP and in the seating position when introduced by the Technical Announcer after the computer automated draw.
- Proceed to the FOP to take one's respective position three (3) minutes before the start of the respective round system competition.

During the Round System Competition

- Ensure all actions that occur on the FOP are in line with the Technical Rules and Regulations.
- Be seated a minimum of one (1) metre behind the top edge of the lifting area/platform, facing towards the platform equipment with an unimpeded view of the athlete's lift.

- Ensure the Spotter Loaders are present on the FOP and in their appropriate positions.
- Complete a final visual check of the FOP and equipment, ensuring that it is all generally clean and safe, free of any hazards, with all equipment in a safe and well-presented manner.
 - Ensure this standard is maintained throughout the round system competition by instructing the Chief Spotter Loader and Side Spotter Loaders to clean and tidy the area if necessary.
 - Assess the bar if in some way the bar is determined to be unsafe, unfit for purpose and/or unusable, advise the Chief Spotter Loader to replace it.
- Provide general direction and guidance to the Chief Spotter Loader and Side Spotter Loaders regarding bench strapping and bar assistance for the round system competition.
- Promptly listen to the commands of the Technical Announcer with respect to lift attempt weight and rack height requested and if necessary, reference the information via the Attempt Board.
 - Advise the Chief Spotter Loader and Spotter Loaders to load the bar and set the rack height as requested.
 - For the first (1st) athlete, ensure the bar is loaded with the requested weight of the lift attempt, the bar is centred and level on the racks, and the requested rack height is properly set before the ten (10) second countdown.
- Verify the loaded lift attempt weight and rack height requested is as announced by the Technical Announcer and as displayed on the attempt boards.
 - If correct, inform the Technical Announcer when the bar is loaded and rack height is set by visually raising one's hand to alert them and verbally delivering "The bar is loaded".
 - If/when any errors in loading or announcing are observed and raised by yourself, the Side Referees, the Jury Members, the athlete and/or their coach *prior to the athlete receiving the start command*, notify the Time Keeper to stop the time and Technical Announcer to make the appropriate announcement, and analyse the issue; be the sole responsible for making the final decision concerning the potential error.
 - Should there be no issue then the time and attempt shall resume as normal; instruct the Time Keeper to resume the time and Technical Announcer to make the appropriate announcement.
 - If an issue is identified, direct the athlete and coach to leave the FOP, instruct the error to be corrected, instruct the Time Keeper to set the time to three (3) minutes for the athlete to repeat their attempt, and instruct the Technical Announcer to make the appropriate announcement.
- Promptly listen to the Technical Announcer to follow when they call each athlete to the FOP.
- Verify through looking at the Technical Classifier or President of Jury to see their signal, positive (thumb up to indicate that it is permitted) or negative (thumb down to indicate that is not permitted) in exceptional cases such as:
 - If an athlete shows their arms and elbow angles to the Referees and Jury Members;
 - If an athlete shows their arm length differences to the Referees and Jury Members;
 - If an athlete positions their knees in flexion on the bench;
 - If an athlete positions themselves/demonstrates unevenness to the Referees and Jury Members.
- Ensure that only the athlete moves the bar to a new position on the bench stands without their coach's physical assistance.
- Ensure the athlete is well prepared on the bench, maintaining an appropriate, safe starting position, according to the Rules and Regulations.

- Be prepared to accept notices by the raising of the hand from the Side Referees if the starting position of an athlete is incorrect, as determined by the Rules and Regulations Lift Phases, if before the start command is given.
 - If so, do not provide the start signal until the starting position is considered corrected by the athlete.
 - Calmly provide notice to the athlete and their coach of this so it may be corrected.
- Deliver a loud and clear, verbal and visual start command if the requirements of the Start Sequence are met within the time allowance.
- Deliver a loud and clear, verbal and visual rack command if the requirements of the Rack Sequence are met.
- Adjudicate each athlete's lifts during the session using the T&S system.
- If/when a technology issue occurs (e.g., device battery empty), the referees' decision must be displayed using the flags. If/when a technology issue occurs, be prepared to be alerted by the Side Referees or alert the Side Referees, then instruct the Side Referees to provide their decision in synchronisation with the command of "Referees... *(pause of three (3) seconds)* flag".
- If/when any errors in loading, announcing or spotting are observed after the lift attempt, when the lift decision was "no lift" and prior to the athlete leaving the lifting area (platform) and raised by yourself, the Side Referees, the Jury Members, the athlete and/or their coach, notify the Spotter Loaders to not unload the bar, the Technical Announcer to make the appropriate announcement, and analyse the issue; be the sole responsible for making the final decision concerning the potential error.
 - Should there be no issue then the lift decision shall remain and the session event resume as normal; instruct the Technical Announcer to make the appropriate announcement.
 - If an issue is identified, inform the athlete and/or their coach, the Marshall, Time Keeper and Technical Announcer that the athlete will automatically be permitted to repeat the attempt at the end of the round only, to complete the appropriate actions.
 - If the athlete is the final athlete in that round, instruct that they will be permitted three (3) minutes to repeat the attempt.
- If/when any errors in loading are observed after the lift attempt, when the lift decision was "good lift" and prior to the athlete leaving the lifting area (platform) and raised by yourself, the Side Referees, the Jury Members, the athlete and/or their coach, notify the Spotter Loaders to not unload the bar, the Technical Announcer to make the appropriate announcement, and analyse the issue; be the sole responsible for making the final decision concerning the potential error.
 - Should there be no issue then the lift decision shall remain and the session event resume as normal; instruct the Technical Announcer to make the appropriate announcement.
 - If an issue is identified and the lift attempt was lighter than requested, instruct the athlete and their coach that may accept the successful attempt and have the lower weight recorded or elect to repeat the attempt at the originally requested weight at the end of that round.
 - Inform the Time Keeper, Technical Announcer and Marshall of the decision.
 - If an issue is identified and the lift attempt was heavier than requested, instruct the athlete and their coach that the heavier weight will be recorded. Inform the Time Keeper, Technical Announcer and Marshall of the decision.
- If an athlete is injured while on the bench, ensure the athlete remains on the bench, medical staff is called and the coach or anyone other than the medical staff on duty does not touch or

intervene with the athlete. Instruct the Spotter Loaders to stand in front of the bench facing to the spectators to block the injury from the spectators.

- Remain in position until the official close of the round system competition by the Technical Announcer's announcement after the Technical Challenge time allowance and Power Lift request period.

Side Referee (Left Side Referee and Right Side Referee)

The Left and Right Side Referee's (LR and RR) responsibilities are as follows:

During the Event

- Participate in a quick briefing, led by the President of Jury, Kit Check Official and Technical Classifier, after the Kit Check and Weigh-in processes but before the Athletes' Presentation and the start of round system competition about the athletes, their uniform and the impact of their impairment, in a private area near the Warm-up Area.
- Be present and prepared ahead of the Technical Officials' Presentation.
- Present yourself during the Technical Officials' Presentation.
 - At IPC Games and WPPO Championships for individual events, present yourself during the Technical Officials' Presentation on the FOP only once the full name has been called by the Technical Announcer by taking a step forwards and raising the hand to present yourself to the audience. When the full name of the Technical Controller has been called by the Technical Announcer, return as a group to the Warm-up Area, as led by the Technical Controller.
 - At recognised competitions, excluding IPC Games and WPPO Championships, for the individual competition, proceed to the FOP before the start of the respective session eve round system competition as normal and remain in the seating position when introduced by the Technical Announcer; turn and raising the hand to present yourself to the audience.
 - At WPPO World Cups and Championships only, for the mixed team – heat phase, present yourself during the Technical Officials' Presentation on the FOP only once the full name has been called by the Technical Announcer by taking a step forwards and raising the hand to present yourself to the audience. When the full name of the Technical Controller has been called by the Technical Announcer, proceed to the seating position.
 - At WPPO World Cups and Championships only, for the mixed team – knockout, third (3rd) place and finals, proceed to the FOP and in the seating position when introduced by the Technical Announcer after the computer automated draw.
- Proceed to the FOP to take one's respective position three (3) minutes before the round system competition.

During the Round System Competition

- Be seated a minimum of 1.5 metres from the respective corners left and right corners from the base of the lift area/platform with an unimpeded view of the athlete's lift.
- Ensure each athlete's coach remains within the designated coaching areas on either side of the FOP during the lift attempt.
 - If not and the Chief Referee does not provide notice to the athlete and their coach of this, advise calmly the athlete and their coach so it may be corrected.

- Verify through looking at the Technical Classifier or President of Jury to see their signal, positive (thumb up to indicate that it is permitted) or negative (thumb down to indicate that is not permitted) in exceptional cases such as:
 - If an athlete shows their arms and elbow angles to the Referees and Jury Members;
 - If an athlete shows their arm length differences to the Referees and Jury Members;
 - If an athlete positions their knees in flexion on the bench;
 - If an athlete positions themselves/demonstrates unevenness to the Referees and Jury Members.
- Draw attention to, if considered and appropriate (before the Chief Referee's start command), by raising one's hand to alert the Chief Referee, if the starting position of an athlete is incorrect, as determined by the Rules and Regulations Lift Phases.
 - If so and the Chief Referee does not provide notice to the athlete and their coach of this, calmly advise the athlete and their coach so it may be corrected.
- Verify the loaded lift attempt weight requested is as announced by the Technical Announcer and as displayed on the attempt boards.
 - If/when any errors in loading or announcing are observed prior to the athlete receiving the start command, raise one's hand to alert the Chief Referee and calmly inform them.
- If/when any errors in loading, announcing or spotting are observed after the lift attempt, when the lift decision was "no lift" and prior to the athlete leaving the lifting area (platform), raise one's hand to alert the Chief Referee and calmly inform them.
- If/when any errors in loading are observed after the lift attempt, when the lift decision was "good lift" and prior to the athlete leaving the lifting area (platform), raise one's hand to alert the Chief Referee and calmly inform them.
- Adjudicate each athlete's lifts during the session using the T&S System.
 - If/when a technology issue occurs (e.g., drained device battery), the Referees' decision must be displayed using with flags. If/when a technology issue occurs, alert the Chief Referee by raising one's hand to alert them and then be instructed by the Chief Referee to provide the decision in synchronisation with a countdown of "Referees... *(pause of three (3) seconds)* flag".
- Remain in position until the official close of the round system competition by the Technical Announcer's announcement after the Technical Challenge time allowance and Power Lift request period.

Reserve Referee

The Reserve Referee's (R3) responsibilities are as follows:

During the Round System Competition

- Be present and prepared for the full round system competition by being seated near the FOP and immediately ready to respond when called upon by the President of Jury and/or Technical Delegate requests the replacement of any Technical Official role.

3.7 Marshall

The Marshall's (M) responsibilities are as follows:

Before and During the Round System Competition

- Collect the Attempt Cards from the Technical Delegate in advance of the round system competition and provide them to the Card Controller to order them appropriately.
- Request, receive and return the Attempt Cards for each athlete to and from the Card Controller.
- Be seated in position from twenty (20) minutes before the start of the round system competition (thirty-five [35] minutes before the start of the round system competition).
- Follow the session event and manually record each athlete's respective lift attempt and decision on their Attempt Cards through Technical Announcer's notice using the required legend.
- Accept, check and counter-verify all new and changed lift attempts registered by the athlete and/or their coach for a respective session on the Attempt Cards, according to the respective Technical Rules and Regulations.
 - If an athlete and/or their coach has requested the rack height to be changed, accept and record it on the Attempt Card.
 - The period of one (1) minute to accept the following round's lift attempt weight is displayed on the Marshall's monitor at recognised competitions where T&S is present.
- Inform/visually communicate to the Technical Announcer to hold their announcement if there is a coach making a change for their athletes' next attempt.
- If an athlete and/or their coach has requested a lift attempt that is a record attempt, verify with that it is in fact a record attempt and advise if otherwise.
- If an athlete and/or their coach has requested a Power Lift within one (1) minute of the display of the lift decision (as displayed on the Marshall's monitor at recognised competitions where a T&S provider is present), contact the President of the Jury for approval prior to counter-verifying the request on the Attempt Card with the athlete and/or their coach's verification.
 - If approved, inform the Time Keeper and Technical Announcer.
- Receive the Attempt Cards from the Card Controller and provide them to Technical Delegate at the conclusion of the event/round system competition.

When requested and confirmed by the Competition Director, the Marshall may also complete the responsibilities of the Card Controller, in addition to their role as the Marshall.

3.8 Card Controller

The Card Controller's (CC) responsibilities are as follows:

Before and During the Round System Competition

- Be seated in position from the twenty (20) minute countdown before the start of the round system competition (thirty-five [35] minutes before the start of the round system competition).
- Receive the Attempt Cards from the Marshall and arrange them by group (from lowest to highest; e.g., C, B then A) in the order per lift attempt weight requested; if this is the same, then by lot number (from lowest to highest).
- At the Marshall's request, provide the attempt cards for each athlete to them.
- Provide the Attempt Cards to the Marshall at the conclusion of the round system competition.

When requested and confirmed by the Competition Director, the Marshall may also complete the responsibilities of the Card Controller, in addition to their role as the Marshall.

3.9 Technical Classifier

The Technical Classifier's (TCO) responsibilities are as follows:

During the Event

- Be present and support the carrying out the Kit Check process, collaboratively with the Kit Check Official and Technical Controller 3.
- Support the Technical Officials by reviewing the Athlete Record of Achievement book (or Classification Form if an athlete has not received an Athlete Record of Achievement book) of each athlete in the Kit Check process to ensure all classification and assessment remarks are representative of outcome the athlete's evaluation.
 - If an athlete presents without the Athlete Record of Achievement book or Classification Form, support them by reviewing/displaying the document on SDMS.
 - Assist specifically in clarifying leg extension and strapping, body position unevenness, arm length differences and elbow joint range of motion.
 - If/when differences exist (e.g., elbow range of motion, extension of the legs, etc.), do not change the Athlete's Record of Achievement Book. Advise the athlete and their coach to request a Classification Review at a subsequent competition.
- Create notes on each athlete, their classification and the impact of their impairment on their lift and the Referees and Jury Members' adjudication of the lift.
- Conduct a quick briefing, collaboratively with the President of Jury and Kit Check Official, with the Technical Officials in the roles of Jury Members, Referees and Technical Controllers after the Kit Check and Weigh-in processes, between the Technical Officials' Presentation and the start of the round system competition, about the athletes, their uniform and the impact of their impairment on lift adjudication, in a private area near the Warm-up Area.
- For the mixed team event only, receive the Athlete Record of Achievement books (or Classification Form if an athlete has not received an Athlete Record of Achievement book) from the Weigh-in Official after the Weigh-in process is completed.
- In extenuating circumstances and at the request of the Technical Delegate or President of Jury, assess the athlete, if at an appropriate time.

During the Round System Competition

- If the schedule allows, be seated and attentive with the Jury Members at the Jury Table, near the FOP.
 - Support the President of Jury when consulted.
- During the mixed team competition only, support the Referees by observing competition from the Jury Table.
 - Signal positively (thumb up to indicate that it is permitted) or negatively (thumb down to indicate that is not permitted) using one's hand to the Chief Referee in exceptional cases such as:
 - If an athlete shows their arms and elbow angles to the Referees and Jury Members;
 - If an athlete shows their arm length differences to the Referees and Jury Members;
 - If an athlete positions their knees in flexion on the bench;
 - If an athlete positions themselves/demonstrates unevenness to the Referees and Jury Members.

- At the conclusion of the round system competition for the mixed team competition only, ensure each Athlete Record of Achievement book (or Classification Form if an athlete has not received an Athlete Record of Achievement book) is returned directly to each athlete and/or their coach at the completion of the competition, once all necessary documentation has been signed off. When it is not possible to return certain books, provide them to the Technical Delegate to return to the athlete and/or their coach at another, appropriate time.

3.10 Technical Announcer and/or Speaker Announcer

The Technical Announcer (TA) and/or Speaker Announcer's (SA) responsibilities are as follows:

Before, During and After the Event

- Announce all technical announcements in English clearly, as per the Technical Announcer's Guide and Script to ensure the overall efficient running order of the competition.
 - At IPC Games, WPPO Championships and/or World Cups, a Speaker Announcer may be present and as advised by WPPO, Competition Director and the Technical Delegate, a revised Technical Announcer's Script may be implemented (e.g., only announcing lift attempt change deadlines).
- Await the Technical Controller's visual signal that the Athletes and Technical Officials' Presentation is ready to be announced.
 - Announce the Athletes' Presentation using the provided paper Start List.
 - If there are multiple groups and bodyweight categories in the event/round system competition, communicate with the Technical Delegate regarding the process (e.g., if one (1) or multiple groups are presented on the FOP at a time in descending order (C, B and A) and repeated for the next group).
- Look and verify there are no coaches wanting to make changes for their athletes' next attempt before making the announcement to load the bar through contact with the Marshall.
- Await Chief Referee's notice that "the bar is loaded" to make the respective announcement.
- Await T&S system notice to announce the lift decision.
 - If/when a technology issue occurs or where errors in announcing, loading, setting the rack height or spotting are identified and investigated, be prepared to announce the respective outcome as notified by the Chief Referee or the Referee flags.
- Follow any commands and notices given by President of Jury, Chief Referee, Time Keeper and/or Technical Delegate (e.g., Power Lift, error, etc.).
- Announce "one (1) minute" calmly when the respective athlete has one (1) minute remaining in their lift attempt, as advised by the Time Keeper, only if the T&S system does not make a sound automatically.
- Await the President of Jury's notice to announce the close of the round system competition (after the Technical Challenge time allowance and Power Lift request period).
- Announce the Victory Ceremonies if requested to do so by the Technical Delegate, WPPO and the LOC, using the required script.
 - Await the Technical Controller's visual signal of the readiness of the Victory Ceremonies.

When requested and confirmed by the Competition Director, the Technical Announcer (or Speaker Announcer) may also complete the responsibilities of the Time Keeper, in addition to their role as the Technical Announcer (or Speaker Announcer).

3.11 Time Keeper

The Time Keeper's (TK) responsibilities are as follows:

During the Session

- Be seated in position from the twenty (20) minute countdown before the start of the round system competition (thirty-five [35] minutes before the start of the round system competition).
- Set and start the competition countdown clock from twenty (20) minutes before the round system competition.
- Accurately control and monitor the amount of time an athlete is allocated for starting their attempt.
 - Provide two (2) minutes for each athlete to start each attempt.
 - In the exceptional cases where there are groups formed of less than five (5) athletes, add additional recovery time at the end of Round 1 and 2:
 - For three (3) athletes, add four (4) minutes at the end of each competition round.
 - For four (4) athletes, add two (2) minutes at the end of each competition round.
 - At competitions where a T&S system is present, the provider adds this time.
 - If an athlete is required to complete two (2) lifts in succession (one after the other; e.g., Power Lift, error in loading, error in announcing, etc.), provide three (3) minutes for the athlete to start the attempt.
- Inform the Technical Announcer to give the audible signal when the respective athlete has one (1) minute remaining in their lift attempt only if the T&S system does not make a sound automatically.
- Start the clock immediately after the respective athlete's full name is announced in English.
 - If the athlete fails to start their attempt within the allocated time, ensure the "No Lift" button on the T&S system is used.
 - Inform the Technical Announcer to announce when the respective athlete's time has elapsed in their lift attempt by announcing "time" aloud.
- Stop the clock immediately after the "start" command and signal is given by the Chief Referee.
- Follow any commands given by the Chief Referee, President of Jury and/or Technical Delegate for any valid reasons for a technical stop (e.g., error in loading).
 - If/when any errors in announcing or loading are identified, investigated and/or occur, be prepared to adjust the clock according to the respective outcome as notified by the Chief Referee.
- At competitions where a digital T&S system is present, press the "Next" button to advance to the next athlete after the lift decision is displayed, announced and when the athlete leaves the lifting platform.

When requested and confirmed by the Competition Director, the Technical Announcer (or Speaker Announcer) may also complete the responsibilities of the Time Keeper, in addition to their role as the Technical Announcer (or Speaker Announcer).

3.12 Manual Results Controller

The Manual Results Controller's (MRC) responsibilities are as follows:

During the Round System Competition

- Receive the Start List from the Technical Controller.
- Follow the round system competition and manually record each athlete's respective lift attempt and decision on the Start List through Technical Announcer's notice using the required legend (e.g., not following on the scoreboard).
 - If a Technical Challenge occurs and is approved, mark the previous decision as "no lift" and add the mark for "Good Lift" along with the mark "(TC)".
 - If a Technical Challenge occurs and is not approved, add the mark to declare a technical challenge was made ("TC").
- Record the record(s), best result after round three (3) and final ranking at the conclusion of the round system competition using the required legend and format.
- Verify the results with that of the OVR and T&S systems, with extra attention to records.
 - If there is a discrepancy between the manual results, OVR and T&S system, alert the President of Jury through the Technical Delegate.
- At the conclusion of the round system competition, provide the completed Score Sheet (Filled out Start List) to the Technical Delegate.

3.13 Kit Check Official

The Kit Check Official's (KC) responsibilities are as follows:

Before the Event

- Collect the Kit Check Inspection Sheet from the Technical Delegate in advance of the Kit Check process.

During the Event

- Carry out the Kit Check process, collaboratively with the Technical Controller 3 and Technical Classifier.
 - Commence the Kit Check process, as per the competition schedule, for athletes according to the lot number from lowest to highest.
 - Validate the presented form of personal identification and the Athlete Record of Achievement book of each athlete (or Classification Form, where an athlete has not received an Athlete Record of Achievement book).
 - If an athlete does not have a form of personal identification and the Athlete Record of Achievement book (or Classification Form, where an athlete has not received an Athlete Record of Achievement book), do not start the process and instruct them to return with the required documents.
 - Inspect clothing and personal items that will be worn and/or used during the round system competition on the Kit Check table, as per the Technical Rules and Regulations, and advise the decision to the Technical Controller 3 to record on the Kit Check Inspection Sheet.
 - Verify and sign the Kit Check Inspection Sheet after the Kit Check process is completed.

- If an athlete fails to present to the Kit Check process before the published end time, they will be disqualified (DSQ) from the competition.
- Ensure the completed Kit Check Inspection Sheet is taken and copied by the Technical Controller 3 for distribution to the Jury Members, Technical Classifier and Technical Controllers, and that the original is provided to the Technical Delegate immediately following the conclusion of the process.
- Participate in a quick briefing, led by the President of Jury, Kit Check Official and Technical Classifier, after the Kit Check and Weigh-in processes but before the Athletes' Presentation and the start of round system competition about the athletes, their uniform and the impact of their impairment on lift adjudication, in a private area near the Warm-up Area.

3.14 Weigh-in Official

The Weigh-in Official's (WI) responsibilities are as follows:

Before the Event

- Collect the Attempt Cards and Weigh-in List from the Technical Delegate ahead of the session.
- Post a copy of the Weigh-in List in a prominent, easy to read location near the Kit Check Waiting Area in order for the athletes to see their lot number and order of Kit Check and Weigh-in.

During the Event

- For individual events, complete the Weigh-in process collaboratively with the Technical Controller 4 for the respective event.
 - Verify the Weigh-in scale is calibrated to zero (0.00) kilograms.
 - Commence Weigh-in process, as per the competition schedule, for athletes according to the lot number from lowest to highest.
 - Validate the presented form of personal identification and Athlete Record of Achievement book of the athlete (or Classification Form, where an athlete has not received an Athlete Record of Achievement book).
 - If an athlete does not have a form of personal identification (e.g., accreditation pass, passport, WPPO identification card, etc.) and the Athlete Record of Achievement book (or Classification Form, where an athlete has not received an Athlete Record of Achievement book), do not start the process and instruct them to return with the required documents.
 - Collect each athlete's Athlete Record of Achievement book (or Classification Form if an athlete has not received an Athlete Record of Achievement book).
 - Accept and record the declared first (1st) attempt weight and rack height on the Attempt Card by each athlete and/or coach, and counter-verify.
 - Accept and record the athlete's bodyweight from the Technical Controller 4 on the Weigh-in List in legible writing to two (2) decimal places (e.g., 123.45) (or if an OVR provider is present, additionally input it into their computer).
 - Properly apply the additions to the athletes' bodyweight through the Athlete Record of Achievement book (or Classification Form if an athlete has not received an Athlete Record of Achievement book) by explicitly listing the athlete's weight from the scale plus the bodyweight addition on the Weigh-in List (e.g., 46.17 + 1.5 (Up To 67.00 kg - Above knee amputation) = 47.67).

- Verify and sign the Weigh-in List after the Weigh-in process is complete.
 - If an athlete fails to present to the Weigh-in process before the end time, they will be disqualified (DSQ) from the competition.
- If an athlete weighs in over or under their registered bodyweight category, add fifteen (15) minutes to the Weigh-in process and inform the Technical Delegate.
- For mixed team events, complete the Weigh-in process collaboratively with the Technical Controller 4 for the respective session.
 - Verify the Weigh-in scale is calibrated to zero (0.00) kilograms.
 - Commence Weigh-in process, as per the competition schedule, for athletes according to the lot number from lowest to highest by team.
 - Validate the presented form of personal identification and Athlete Record of Achievement book of the athletes (or Classification Form, where an athlete has not received an Athlete Record of Achievement book).
 - If an athlete does not have a form of personal identification and the Athlete Record of Achievement book (or Classification Form, where an athlete has not received an Athlete Record of Achievement book), do not start the process and instruct them to return with the required documents.
 - Collect each athlete's Athlete Record of Achievement book (or Classification Form if an athlete has not received an Athlete Record of Achievement book).
 - Accept and record the athlete's bodyweight from the Technical Controller 4 on the Weigh-in List in legible writing to two (2) decimal places (e.g., 123.45) (or if an OVR provider is present, additionally input it directly into their computer).
 - Properly apply the additions to the athletes' bodyweight through the Athlete Record of Achievement book (or Classification Form if an athlete has not received an Athlete Record of Achievement book) by explicitly listing the athlete's weight from the scale plus the bodyweight addition on the Weigh-in List (e.g., 46.17 + 1.5 (Up To 67.00 kg - Above knee amputation) = 47.67).
 - Accept the lifting order of the athletes (attempt 1 athlete, attempt 2 athlete and attempt 3 athlete), the declared first (1st) attempt weight and rack height of the first (1st) athlete by the athlete and/or their coach, and counter-verify.
 - Provide each team a Mixed Team Warm-up Bench Number Pass.
 - Verify and sign the Weigh-in List after the Weigh-in process is complete.
 - If an athlete fails to present to the Weigh-in check process before the end time, they will be disqualified (DSQ) from the competition.
 - Allow each athlete to Weigh-in one (1) time only (there are no bodyweight category parameters for the mixed team event).
- Ensure the Weigh-in List is provided to the Technical Delegate immediately following the conclusion of the process.
- Ensure the Attempt Cards are provided to the Technical Delegate immediately following the conclusion of the process.
- For individual events only, provide each athlete's Athlete Record of Achievement book (or Classification Form if an athlete has not received an Athlete Record of Achievement book) to the President of Jury immediately after the conclusion of the Weigh-in process.
 - In the absence of the President of Jury at the competition (e.g., national competitions), provide each athlete's Athlete Record of Achievement book (or Classification Form if an athlete has not received an Athlete Record of Achievement book) to the Technical Delegate immediately after the conclusion of the Weigh-in process.

- For mixed team events only, provide each athlete's Athlete Record of Achievement book (or Classification Form if an athlete has not received an Athlete Record of Achievement book) to the Technical Classifier immediately after the conclusion of the Weigh-in process.

3.15 Technical Controller

Technical Controller

The Technical Controller's (TC) responsibilities are as follows:

Before the Event

- Collect the Technical Challenge Cards from the Technical Delegate ahead of the event.
- Receive a briefing from the Technical Delegate of which NPCs/NFs have purchased and not used a Technical Challenge Card, and note this on the Start List.

During the Event

- Verify all of the Warm-up Area equipment is setup and prepared for the session, including water and magnesium, before the Warm-up Area opens. If there are missing items, immediately inform the Technical Delegate, LOC and Competition Director to resolve.
- Lead and manage the Technical Controller 1 and 2 throughout the event.
- Immediately wait and receive the Start List from the Technical Delegate, and make copies and distribute them for the following roles (sorted by order of priority and with quantities):
 - Technical Delegate (1 – Original)
 - Assistant Technical Delegate (1)
 - Athletes and Coaches (1 per athlete)
 - Technical Controllers (3)
 - Jury (4 – President of Jury and Jury Members)
 - Technical Announcer (1)
 - Marshall (1)
 - Manual Results Controller (1)
 - WPPO (1)
 - LOC (1)
- Administer the sale of Technical Challenge Cards, from the opening of the Warm-up Area until one (1) minute after the final attempt of the last athlete, at the cost of one hundred Euros (100 EUR) in cash only, when requested from the athletes and/or coaches accredited with Warm-up Passes.
 - Log the sale with the respective athlete, their coach and NPC/NF on the Start List.
 - Should the cash be in a higher amount or different currency (e.g., 500 EUR or 120 USD, etc.), accept it and allow the Competition Director, Technical Delegate and WPPO Management Staff to address the difference at a later time.
- Supervise the Warm-up Area ahead of the published opening time, announce when the Warm-up Area is open and ensure Warm-up Rules and Regulations are enforced; if an athlete and/or coach is suspected to be of violation of these, inform the Technical Delegate of the violation.
 - Verify coaches present in the Warm-up Area are accredited with the Warm-up Pass for their specific country and that the athletes present in the Warm-up Area are on the Start List through verification with their accreditation pass.

- If there are multiple groups in a session, ensure the athletes and coaches of the first (1st) competing group have priority access to the benches.
- Once the athletes of the first (1st) group complete their lift in round one (1), allow athletes from the second (2nd) group access and so on (if applicable).
- After the first (1st) group has completed their lifts, instruct the athletes and their coaches to leave the Warm-up Area and so on (if applicable). Ensure the applicable athletes are aware of the Victory Ceremony timings and provide instructions on when and where to return to the Warm-up Area.
- Participate in a quick briefing, led by the President of Jury, Kit Check Official and Technical Classifier, after the Kit Check and Weigh-in processes but before the Athletes' Presentation and the start of round system competition about the athletes, their uniform and the impact of their impairment on lift adjudication, in a private area near the Warm-up Area.
- At IPC Games and WPPO Championships only, lead the specific Athletes and Technical Officials' Presentation for the individual event.
 - Ensure the athletes and/or coaches are suitably informed and prepared for the Athletes' Presentation twelve (12) minutes before the start of the session event in a line near the FOP entrance in the order of the printed Start List.
 - If there are multiple groups and bodyweight categories in the event, communicate with the Competition Director regarding the process (if one (1) or multiple groups are presented on the FOP at a time in descending order (C, B and A) and repeat the process for the next group).
 - Alternatively, when requested and confirmed by the Competition Director, athletes may enter and be presented one-by-one.
 - Instruct volunteers and/or coaches to assist the athletes, if necessary and requested, onto the FOP and to then immediately exit.
 - Ensure the Referees, Jury Members and the Technical Delegate are suitably informed for the Technical Officials' Presentation twelve (12) minutes before the start of the round system competition.
 - Ensure the Jury Members (if appointed for the level of competition) and Technical Delegate are at their respective tables, and the Referees are in a line near the FOP entrance in the order of the Technical Controller, Right Side Referee, Left Side Referee and Chief Referee.
 - Coordinate and communicate the readiness of the Athletes' Presentation with the Technical Announcer through a visual signal ten (10) minutes before the start of the round system competition.
 - Control the athletes and one's own access onto the Field of Play for the Athletes' Presentation in the order of the printed Start List; only once all athletes have been presented (the full name of the athlete has been called by the Technical Announcer), lead and direct the group of athletes back to the Warm-up Area.
 - Immediately following the Athletes' Presentation, coordinate and communicate the readiness of the Technical Officials' Presentation with the Technical Announcer through a visual signal and follow the Technical Announcer's cues.
 - Control the Referees and one's own access onto the Field of Play for the Technical Officials' Presentation in the order of the Technical Controller, Right Side Referee, Left Side Referee and Chief Referee; only once the full name of the Technical Controller has been called by the Technical Announcer and lead the group back to the Warm-up Area.

- Present yourself during the Technical Officials' Presentation on the FOP only once the full name has been called by the Technical Announcer by taking a step forwards and raising the hand to present yourself to the audience.
- At recognised competitions, excluding IPC Games and WPPO Championship, lead the specific Athletes and Technical Officials' Presentation for the individual event.
 - Ensure the athletes and/or coaches are suitably informed that they will not proceed on the FOP for the presentation.
 - Ensure the Referees, Jury Members (If appointed for the level of competition) and the Technical Delegate are suitably informed for the Technical Officials' Presentation seven (7) minutes before the start of the round system competition, and instruct them to remain in their seating positions when they are introduced by the Technical Announcer.
 - Ensure the Jury Member (if appointed for the level of competition) and Technical Delegate are at their respective tables, and the referees are prepared to be seated in their positions on the FOP.
 - Immediately following the Athletes' Presentation, coordinate and communicate the readiness of the Technical Officials' Presentation with the Technical Announcer through a visual signal and follow the Technical Announcer's cues.
- At WPPO Cups and Championships only, lead the specific Athletes and Technical Officials' Presentation for the mixed team – heat phase.
 - Ensure the athletes and/or coaches are suitably informed and prepared for the Athletes' Presentation twelve (12) minutes before the start of the round system competition in a line near the FOP entrance in the order of the printed Start List (by team, lowest lot number to highest). Order the individual teams in the order of Coach, Attempt 1 Athlete, Attempt 2 Athlete and Attempt 3 Athlete.
 - Instruct volunteers and/or coaches to assist the athletes, if necessary and requested, onto the FOP and to then immediately exit.
 - Ensure the Referees are suitably informed for the Technical Officials' Presentation twelve (12) minutes before the start of the round system competition.
 - Ensure the Referees are in a line near the FOP entrance in the order of the Technical Controller, Right Side Referee, Left Side Referee and Chief Referee.
 - Coordinate and communicate the readiness of each team's Athletes' Presentation with the Technical Announcer through a visual signal ten (10 minutes) before the start of the round system competition.
 - Control each team's access, led by one (1) coach, onto the Field of Play for the Athletes' Presentation in the order of the printed Start List; once their country name has been announced. Only once all athletes have been presented (the full name of the athlete has been called by the Technical Announcer).
 - Instruct the coach to escort the team off of the FOP in the same direction the team entered.
 - Remain in the Warm-up Area and repeat the process until all teams have been announced.
 - Immediately following the Athletes' Presentation, coordinate and communicate the readiness of the Technical Officials' Presentation with the Technical Announcer through a visual signal and follow the Technical Announcer's cues.
 - Control the Referees and one's own access onto the Field of Play for the Technical Officials' Presentation in the order of the Technical Controller, Right Side Referee, Left Side Referee and Chief Referee; only once the full name of the Technical Controller has

been called by the Technical Announcer and proceed back to the Warm-up Area individually.

- Present yourself during the Technical Officials' Presentation on the FOP only once the full name has been called by the Technical Announcer by taking a step forwards and raising the hand to present yourself to the audience.
- At WPO World Cups and Championships only, lead the specific Athletes and Technical Officials' Presentation for the mixed team – knockout, third (3rd) place and finals.
 - Ensure the athletes and/or coaches are suitably informed and prepared for the Athletes' Presentation seven (7) minutes before the start of the round system competition.
 - For the knockout phase, the two (2) teams that will be presented first (1st) will be the head-to-head featuring the team with the lowest lot number, followed immediately by the next head-to-head teams.
 - For the third (3rd) place and finals' phase, the two (2) teams in the third (3rd) place head-to-head will be presented first (1st), followed immediately by the finals head-to-head teams.
 - With the assistance of the Technical Controller 1, order the teams in the Warm-up Area, on opposing sides (the lowest lot draw number (1) team on the entrance side of the FOP, the other team on the exit side of the FOP). Order the individual teams in the order of Coach, Attempt 1 Athlete, Attempt 2 Athlete and Attempt 3 Athlete.
 - Instruct volunteers and/or coaches to assist the athletes, if necessary and requested, onto the FOP and to then immediately exit.
 - Ensure the possible Referees are suitably informed for the Technical Officials' Presentation seven (7) minutes before the start of the round system competition and instruct them to proceed to their seating positions when they are introduced by the Technical Announcer after the automated draw.
 - Coordinate and communicate the readiness of the teams' Athletes' Presentation with the Technical Announcer through a visual signal five (5 minutes) before the start of the round system competition.
 - Control both of the teams' access at the same time, led by one (1) coach per team, onto the Field of Play for the Athletes' Presentation once the presentation starts to be announced by the Technical Announcer. Only once all athletes have been presented (the full name of the athlete has been called by the Technical Announcer), the coach will escort the team off of the FOP via the same direction the team entered.
 - Remain in the Warm-up Area and repeat the process until all teams have been announced.
 - Immediately following the Athletes' Presentation, coordinate and communicate the readiness of the Technical Officials' Presentation with the Technical Announcer through a visual signal and follow the Technical Announcer's cues.
 - Control the Referees access onto the FOP only once the full name of each individual Referee has been displayed by the computer system and called by the Technical Announcer.

During the Round System Competition

- Position yourself behind the FOP entrance (outside of any camera angles).

- Call the next and subsequent athletes and their coaches so they are well informed and positioned to enter the FOP for their next lift.
- Monitor the round system competition on the Start List and Scoreboard.
- Check and ensure that prior to the athlete entering the FOP, the athlete is using only the uniform and equipment approved during the Kit Check while referencing the Kit Check List.
- Control each athlete and their coach accredited with a Warm-up Pass access onto the FOP for each attempt, only once the athlete's full name has been called by the Technical Announcer in English.
 - When a senior world record attempt is requested, inspect the athlete's uniform and equipment in the Warm-up Area and ensure the Technical Delegate is present for this.
 - If the lifter is found to be wearing any illegal material, substance or apparel, the athlete do not allow them to enter the FOP and disqualify them from the competition.
- Challenge after the lift decision, if an athlete is found to be wearing and/or using different clothing and equipment during the round system competition that was not presented during the Kit Check by alerting the President of Jury through the Technical Delegate.
- If a Technical Challenge is dismissed, provide the Technical Challenge fees to the Technical Delegate after the session event with the Start List and sales log.
- If a Technical Challenge is accepted and thus the lift decision is overturned, ensure the Technical Challenge Card is returned by the person who lodged the technical challenge and then refund the fee used to purchase the relevant card.
- Ensure that each coach adheres to the guidelines on uniforms (official team uniform and suitable footwear (closed toe shoes)).

After the Event/Round System Competition

- Provide notice and reminder to athletes and coaches to collect their Athlete Record of Achievement document.
- Assist in the Victory Ceremonies.
 - Assist the LOC in ensuring the athletes are suitably informed and prepared for the Victory Ceremonies in a line near the FOP entrance in the correct order (based on the FOP layout, entrance and exit).
 - Verify the order as per the Results Protocol signed by the Technical Delegate.
 - If there are multiple Victory Ceremonies to take place, the order of the ceremonies will be as per the competition schedule (generally in order by ascending bodyweight category, junior then senior; e.g., Men's Up To 49.00 kg Junior, Men's Up To 49.00 KG Senior, Men's Up To 54.00 kg Senior, etc.).
 - Instruct athletes of the Victory Ceremony process, including the wearing of their uniform, waving to the spectators and exit with the Technical Announcer's announcements and the hostess' cues.
 - For individual events only, instruct and ensure the athletes and/or their coaches that no flags or other unnecessary items (e.g., accreditation) are permitted on the field of play during the Victory Ceremonies.
 - Instruct volunteers or coaches to assist athletes, if necessary and requested, on the FOP and immediately exit.
 - Coordinate and communicate the readiness of the Victory Ceremonies' with the Technical Announcer through a visual signal.

- Provide the remaining Technical Challenge Cards to the Technical Delegate with a log of related details (e.g., number purchased, to which NPCs/NFs, the respective outcomes and the athletes).

Technical Controller 1

During the Event

- Assist the Technical Controller in the verification of all of the Warm-up Area equipment is setup and prepared for the session. If there are missing items, immediately inform the Technical Delegate, LOC and Competition Director to resolve.
- Assist in the control of access and flow into the Weigh-in Room, as instructed by the Weigh-in Official.
- Assist in the supervision of the Warm-up Area from when it opens and ensure Warm-up Rules and Regulations are enforced; if an athlete and/or coach is suspected to be of violation of these, inform the Technical Delegate of the violation.
 - Verify coaches present in the Warm-up Area are accredited with the Warm-up Pass for their specific country and that the athletes present in the Warm-up Area are on the Start List through verification with their accreditation pass.
- Participate in a quick briefing, led by the President of Jury, Kit Check Official and Technical Classifier, after the Kit Check and Weigh-in processes but before the Athletes' Presentation and the start of round system competition about the athletes, their uniform and the impact of their impairment on lift adjudication, in a private area near the Warm-up Area.
- Assist in the preparation and control of the athletes and Technical Controller's access onto the FOP for the Athletes' Presentation.
 - Specifically at WPPO World Cups and Championships only, for the mixed team – knockout, third (3rd) place and finals, assist in the Athletes' Presentation.
 - For the knockout phase, the two (2) teams that will be presented first (1st) will be the head-to-head featuring the team with the lowest lot number, followed immediately by the next head-to-head teams.
 - For the third (3rd) place and finals' phase, the two (2) teams in the third (3rd) place head-to-head will be presented first (1st), followed immediately by the finals head-to-head teams.
 - Support the Technical Controller, order the teams in the Warm-up Area, on opposing sides (the lowest lot draw number (1) team on the entrance side of the FOP, the other team on the exit side of the FOP). Order the individual teams in the order of Coach, Attempt 1 Athlete, Attempt 2 Athlete and Attempt 3 Athlete.
 - Instruct volunteers and/or coaches to assist the athletes, if necessary and requested, onto the FOP and to then immediately exit.
 - Coordinate and communicate the readiness of the teams' Athletes' Presentation to the Technical Controller through a visual signal five (5 minutes) before the start of the session event.
 - Control both of the teams' access at the same time, led by one (1) coach per team, onto the Field of Play for the Athletes' Presentation once the presentation starts to be announced by the Technical Announcer. Only once all athletes have been presented (the full name of the athlete has been called by the Technical

Announcer), the coach will escort the team off of the FOP via the same direction the team entered.

- Remain in the Warm-up Area and repeat the process until all teams have been announced.

During the Round System Competition

- Position yourself behind the FOP exit (outside of any camera angles).
- Manage the flow of athletes and coaches from the FOP to the Warm-up Area to ensure running order of the session.
- Manage the flow of coaches from the Warm-up Area to the Marshall's table for changes and requests to ensure running order of the session.
 - Control the athletes and coaches access to the Marshall table, in an orderly fashion so that only one (1) athlete or coach from one (1) team is permitted to approach the table at a time.
- Challenge (after the lift decision), if an athlete is found to be wearing and/or using different clothing and equipment during the round system competition that was not presented during the Kit Check by alerting the Technical Controller.

After the Round System Competition

- Assist the Technical Controller in providing notice and reminder to athletes and coaches to collect their Athlete Record of Achievement document.
- Assist the Technical Controller in ensuring the athletes and/or their coaches are suitably informed in a timely manner for the Victory Ceremonies, according to the Victory Ceremony schedule, as led by the respective LOC volunteers.
- Assist the Technical Controller in instructing and ensuring the athletes and/or their coaches that no flags or other unnecessary items are permitted on the FOP during the Victory Ceremonies.

Technical Controller 2

During the Event

- Assist the Technical Controller in the verification of all of the Warm-up Area equipment is setup and prepared for the session. If there are missing items, immediately inform the Technical Delegate, LOC and Competition Director to resolve.
- Participate in a quick briefing, led by the President of Jury, Kit Check Official and Technical Classifier, after the Kit Check and Weigh-in processes but before the Athletes' Presentation and the start of the round system competition about the athletes, their uniform and the impact of their impairment on lift adjudication, in a private area near the Warm-up Area.
- Assist in the supervision of the Warm-up Area from when it opens and ensure Warm-up Rules and Regulations are enforced; if an athlete and/or coach is suspected to be of violation of these, inform the Technical Delegate of the violation.
 - Verify coaches present in the Warm-up Area are accredited with the Warm-up Pass for their specific country and that the athletes present in the Warm-up Area are on the Start List through verification with their accreditation pass.

- Assist in the preparation and control of the athletes and Technical Controller's access onto the FOP for the Athletes' Presentation.

During the Round System Competition

- Control the athletes' and coaches' access into the Warm-up Area for the respective event.
- Monitor the round system competition on the Start List.
- Assist in the call of the next and subsequent athletes and their coaches so they are well informed and positioned to enter the FOP for their next lift.
- Challenge (after the lift decision), if an athlete is found to be wearing and/or using different clothing and equipment during the round system competition that was not presented during the Kit Check by alerting the Technical Controller.

After the Event/Round System Competition

- Assist the Technical Controller in providing notice and reminder to athletes and coaches to collect their Athlete Record of Achievement document.
- Assist the Technical Controller in ensuring the athletes and/or their coaches are suitably informed in a timely manner for the Victory Ceremonies, according to the Victory Ceremony schedule, as led by the respective LOC volunteers.
- Assist the Technical Controller in instructing and ensuring the athletes and/or their coaches that no flags or other unnecessary items are permitted on the FOP during the Victory Ceremonies.

Technical Controller 3

During the Event

- Carry out the Kit Check process, collaboratively with the Kit Check Official and Technical Classifier.
 - Commence the Kit Check process, as per the competition schedule.
 - Call each athlete by ascending order of their lot number (from lowest to highest).
 - Ensure the Kit Check Official validates the presented form of personal identification and the Athlete Record of Achievement book of each athlete (or Classification Form, where an athlete has not received an Athlete Record of Achievement book).
 - If an athlete does not have a form of personal identification and the Athlete Record of Achievement book (or Classification Form, where an athlete has not received an Athlete Record of Achievement book), do not start the process and instruct them to return with the required documents.

- Ensure the Kit Check Official inspects the clothing and personal items that will be worn and/or used during the competition on the Kit Check table, as per the Technical Rules and Regulations.
 - Receive the decision from the Kit Check Official and record it on the Kit Check Inspection Sheet using the required legend:

Mark	Meaning
✓	Approved
×	Declined
-	Not Applicable

- Specifically for the elbows and knees' angles (if applicable), record the angle number provided in the Athlete Record of Achievement book.
 - Specifically for the bench straps, record the number provided in the Athlete Record of Achievement book.
- Assist in the control of access and flow for the Weigh-in process following each athlete's Kit Check.
- Ensure the Kit Check Official verifies and signs the Kit Check Inspection Sheet after the Kit Check process is completed.
 - If an athlete fails to present to the Kit Check process before the end time, they will be disqualified (DSQ) from the competition.
- Copy the Kit Check Inspection Sheet and distribute to the President of Jury, Jury Members, Technical Classifier and Technical Controllers, and provide the original is provided to the Technical Delegate immediately following the conclusion of the process.
- Participate in a quick briefing, led by the President of Jury, Kit Check Official and Technical Classifier, after the Kit Check and Weigh-in processes but before the Athletes' Presentation and the start of the round system competition about the athletes, their uniform and the impact of their impairment, in a private area near the Warm-up Area.

Technical Controller 4

During the Event

- Complete the Weigh-in process collaboratively with the Weigh-in Official for the respective event.
 - Call each athlete in order of lot number (From lowest to highest).
 - Discreetly call the athlete's bodyweight to the Weigh-in Official.
 - Ensure the Weigh-in Official properly applies the additions to the athletes' bodyweight through the Athlete Record of Achievement book (or Classification Form if an athlete has not received an Athlete Record of Achievement book).
 - Ensure the Weigh-in Official verifies and signs the Weigh-in List after the Weigh-in process is complete.
 - If an athlete fails to present to the Weigh-in check process before the end time, they will be disqualified (DSQ) from the competition.

- If an athlete weighs in over or under their registered bodyweight category, ensure the Weigh-in Official adds fifteen (15) minutes to the Weigh-in process and informs the Technical Delegate.
- Ensure the Weigh-in List and Attempt Cards are provided to the Technical Delegate by the Weigh-in Official immediately after the Weigh-in process is complete.

3.16 Spotter Loaders

The Spotter Loaders' responsibilities are as follows:

- Assist the Chief Referee in the smooth, efficient and orderly running of the round system competition on the FOP and organisation and cleanliness of the Warm-up Area.

Chief Spotter Loader

The Chief Spotter Loader's responsibilities are as follows:

- Follow the direction and guidance of the Chief Referee and manage the team of Side Spotters.

During the Round System Competition

- Proceed to the FOP to take one's respective position three (3) minutes before the start of the respective round system competition.
- Provide general guidance and direction to the Side Spotters to ensure the bar is correctly and efficiently loaded and unloaded, as per the Appendix 4: Loading Chart and as per the athlete's request, including rack height and attempt weight, through the Attempt Board and Technical Announcer.
- Ensure the bar, bench and platform on the FOP are kept clean and neat.
 - Instruct and assist the Side Spotters to clean and tidy the area, if necessary.
- Assist the athlete in centring the bar on the rack stands.
- If/when the athlete and the coach requests, assist in the lift out of the rack stands, following the athlete and/or their coach's guidance. When the athlete gives a positive indication of having control of the bar, release it in a positive but very controlled manner into the extended arms of the athlete. Stand back and away to the side as quickly as possible to ensure the Chief Referee can see and command the athlete to start.
- If an athlete is injured while on the bench and when instructed by the Chief Referee, stand in front of the bench to block the injury from the spectators.

Before and After the Round System Competition

- Ensure the bar, bench and platform on the Field of Play and the Warm-up Area are kept clean and neat. Instruct the Side Spotter Loaders to clean and tidy the area, if necessary.

Side Spotter

The Side Spotter Loader's responsibilities are as follows:

- Follow the direction and guidance of the Chief Referee and Chief Spotter Loader.

During the Round System Competition

- Proceed to the FOP to take one's respective position three (3) minutes before the start of the respective round system competition.
- Load and unload the bar, correctly and efficiently, as per the Appendix 4: Loading Chart and as per the athlete's request, including rack height and attempt weight, through the Attempt Board and Technical Announcer.
- If/when the athlete and/or the coach requests, assist the athlete with the bench strapping.
- Be in attendance and alert to the side of the bar during each lift attempt with both hands interlocked no more than ten (10) centimetres underneath the end of the bar throughout the lift, never touching the bar until commanded by the Chief Referee or requested by the athlete to do so.
- Follow/shadow the movement of the bar during the lift and be in total readiness to relieve the athlete of the bar, in case of lack of control or failed attempt or where requested to take the bar by either the athlete or following the command from the Chief Referee to rack.
- Ensure the bar, bench and platform on the FOP is kept clean and neat by tidying the area if necessary, as instructed by the Chief Referee and Chief Spotter Loader
- If an athlete is injured on the bench occurs and when instructed by the Chief Referee, stand in front of the bench to block the injury from the spectators.

Before and After the Round System Competition

- Ensure the bar, bench and platform on the FOP and the Warm-up Area are kept clean and neat. Clean and tidy the area, if necessary, as instructed by the Chief Referee and Chief Spotter Loader.
- Assist in the placement of the Chief and Side Referee's Chairs (after the Technical Officials' Presentation) as well as the Victory Ceremony podium (after session event) on the FOP.

4 Competition Processes, Documents and Further Information

There are various competition processes, documents and information that Technical Officials must know. If a Technical Official knows the processes, documents and information well, it will enable them to complete their role effectively and efficiently at competitions. The following information will also help Technical Officials understand the process, rationale and technology being used at competitions. This is detailed under the appropriate headings below.

4.1 Technical Official Meetings

Before the start of the competition, the Technical Delegate leads a meeting for all technical officials, for which they must be present. Generally, it is conducted directly following the Technical Meeting at the competition venue or depending on the circumstances, at the Technical Officials' hotel.

The Technical Officials' Meeting should be held one (1) day prior to the start of the competition or as per any alternative agreement required by the LOC.

The Technical Officials' Meeting is conducted in English and addresses the following (but not limited to):

- Competition scheduling;
- Duty Roster;
- Necessary protocols (e.g., ceremonies, athlete presentation, etc.);
- Competition flows (e.g., athletes, officials, media, etc.);
- LOC matters (e.g., transportation, meal times, etc.);
- Updates from the Technical Rules and Regulations;
- Clarity on interpretations of the Technical Rules and Regulations;
- Collection of the Referee License Books;
- Collection of current email addresses and mobile numbers;
- Any other business, questions or clarifications; and
- Venue and T&S system walkthrough.

The Technical Delegate and/or Competition Director can schedule and lead additional meetings as necessary to offer feedback and advise on the technical aspects of the competition, clarify any interpretation of the Technical Rules and Regulations and to receive feedback or identify any issues on the Technical Officials' own services at the competition.

Technical Officials should always arrive prepared with materials to make notes.

4.2 Technical Meeting

Prior to the start of the competition, the Competition Director leads a meeting for all participating NPCs/NFs which they must be present for. Generally, it is conducted at the competition venue or depending on the circumstances, at the official hotel.

The Technical Meeting should be held one (1) day prior to the start of the competition or as per any alternative agreement required by the LOC.

The Technical Meeting is conducted in English and addresses the following (but not limited to):

- Roll call by country;
- Final entry verification;

- Mixed team event athlete change requests;
- Bodyweight change requests;
- Competition scheduling;
- Anti-doping notices;
- Necessary protocols (e.g., ceremonies, athlete presentation, etc.);
- Competition flows (e.g., athletes, media, etc.);
- LOC matters (e.g., Transportation, meal times, etc.);
- Technical Rules and Regulations;
- Any other business and/or questions; and
- Venue and T&S system walkthrough.

4.3 Duty Roster

The roles of each Technical Official for each session are listed on the Duty Roster for the competition.

The Duty Roster is prepared by the Competition Director. It is prepared to offer Technical Officials their roles based on a variety of factors, including by experience, variety, expertise, performance, gender, the athletes' nationality and for continued development.

Generally, it is distributed at the competition following the Technical Officials' Meeting. Based on a variety of circumstances, the Duty Roster may need to be modified during a competition. The Competition Director will always have the up to date Duty Roster and will notify all affected Technical Officials prior to the session.

Duty Roster



v1

		Date		01-Jan		02-Jan		03-Jan		
		Session		1	2	3	4	5	6	
		Category Gender		M	F	M	M	M	M	
		Kit Check Start		09:10	11:15	08:50	11:00	09:15	11:00	
		Weigh-in Start		09:15	11:20	08:55	11:05	09:20	11:05	
		Weigh-in Finish		09:45	11:45	09:45	11:45	09:45	11:30	
		Competition Start		10:30	12:30	10:30	12:30	10:30	12:15	
		Competition Finish		11:15	13:05	11:45	13:30	11:10	13:50	
No.	Name	Country	Level	Gender	Duty	Duty	Duty	Duty	Duty	Duty
1	Doe, Johnathon	USA	1	M	TD	TD	TD	TD	TD	TD
2	Young-Hee, Jin	KOR	1	F	CR	PJ	J2			J3
3	Tade, Maria	GRE	1	F		WI	PJ	CR	J1	
4	Tran, Thi	VIE	1	F	J2		CR		PJ	
5	Mohsen, Folana	EGY	1	F	J3			J3	J2	RR
7	Perez, Juanita	PAN	1	F	RR	J1	J3	J2	CR	J2
8	Li, Si	CHN	1	F		J2	LR	J1		
9	Dela Cruz, Maria	PHI	2	F	M	TC		RR	KC	
10	Smith, Jane	AUS	2	F		KC	M	TK	M	TC
6	Doe, Jane	NGR	2	F		LR		TC1		KC
11	Tade, Giorgos	GRE	1	M	PJ	CR		WI	LR	J1
12	Mohsen, Medhat	EGY	1	M	WI	J3	J1	PJ	CC	PJ
13	Public, Joseph	GBR	1	M	J1		WI	LR	J3	CR
14	Ivanov, Imyarek	RUS	2	M	TC	M		KC	WI	
15	Perez, Juan	COL	2	M	KC		TC			WI
16	Taro, Yamada	JPN	2	M	LR		KC	TC	RR	M
17	Doe, Johnathon	CAN	2	M		TK	RR	M	TC	LR
18	Tade, Giorgos	GRE	2	M		RR	TC2			TC4
20	Doe, Jane	USA	3	F	CC	MRC	TC1		TC3	
24	Doe, Jane	USA	3	F		TC4	CC		MRC	TC2
25	Doe, Jane	USA	3	F	TC2	TC3	TK	MRC		TC1
26	Doe, Jane	USA	3	F	TC1		MRC	TC2		TC3
27	Doe, Johnathon	USA	3	M	TK	CC	TC4		TC2	MRC
21	Doe, Johnathon	USA	3	M	TC4	TC1	TC3	CC	TK	
22	Doe, Johnathon	USA	3	M	TC3			TC4	TC1	CC
23	Doe, Johnathon	USA	3	M	MRC	TC2		TC3	TC4	TK
24	Public, Joseph	GBR	3	M	TA	TA	TA	TA	TA	TA
25	Ivanov, Imyarek	RUS	1	M	TCO	TCO	TCO	TCO	TCO	TCO

CR	Chief Referee	PJ	President of Jury
LR	Left Referee	J1	Jury 1
RR	Right Referee	J2	Jury 2
		J3	Jury 3
M	Marshall	TC	Technical Controller
CC	Card Controller	TC1	Technical Controller 1
TK	Time Keeper	TC2	Technical Controller 2
TA	Technical Announcer	TC3	Technical Controller 3
KC	Kit Check Official	TC4	Technical Controller 4
WI	Weigh-In Official	MRC	Manual Results Controller
TCO	Technical Classifier	TD	Technical Delegate
Kit Check:	KC TC3 TCO	TC1	To manage flow of athletes from Kit Check to Weigh In
Weigh-in:	WI TC4		

Example Duty Roster

Instructions for Preparing the Duty Roster

The Competition Director must:

- Assign the Technical Officials' roles with respect to the Technical Officials' Rules and Regulations, specifically Privileges for Level Earned and Competition 3 Group, as well as with

respect to the Technical Officials' experience, variety of roles, expertise, performance, gender, the athletes' nationality for each session and for continued development.

- Consider additional factors (e.g., Chief Referee speaking the same language as Spotter Loaders during the first (1st) session).
- Ensure the appointed roles of Kit Check Official, Weigh-in Official and Technical Controller 4 are the same gender as the athletes for the session because of the Weigh-in and Kit Check processes.
- Analyse the session start lists and if an athlete is considered within reasonable reach of a senior world record attempt, make a reasonable effort to appoint Referees and a Reserve Referee whose nationality differs from the athlete.
- Ensure Technical Officials are appointed in a variety of different roles throughout the competition sessions and have appropriate rest between the sessions.
- Validate with the Technical Delegate and WPPO Management Staff in preparation of the Duty Roster.
- Following the Technical Meeting after receiving the athletes' bodyweight category changes and athlete withdrawals, within maximum three (3) hours:
 - Modify the competition Duty Roster, if necessary, and ensure it is distributed to the WPPO and Technical Officials in a timely manner.

For the mixed team event knockout phase, third (3rd) place and finals' competition at WPPO World Cups and Championships, the Referees will be automatically assigned through a computer automated draw from the pool of appointed Technical Officials, ensuring the relevant Rules are respected.

4.4 Lot Number Draw

The Lot Number Draw is a process where athletes and mixed teams are allocated a lot number for the purposes of the Kit Check, Weigh-in and in certain circumstances, the competition starting order.

Normally, this is completed automatically by the OVR system. At recognised competitions without this system, it can be conducted by the Technical Delegate through the allocation of random numbers using a computer program such as Microsoft Excel.

The Lot Number Draw is completed before the start of the Technical Meeting.

4.5 Training Schedule

The Training Schedule outlines the opportunities for athletes to train throughout a competition.

The Training Schedule is prepared by the Competition Director and validated by WPPO. It is prepared to offer athletes different opportunities to train based on the competition schedule, the number of benches available and their team size.

Normally, NPCs/NFs are grouped together to ensure a balance of athletes per group and to provide equal access to training benches. Each group is scheduled a time slot to train, which rotates each day, and a bench number to ensure order in the training area. The official arrival days of the competition are generally open training sessions, allowing athletes from any group to train.

Generally, the Training Schedule is distributed ahead of the competition. Based on a variety of circumstances, the Training Schedule may need to be modified during a competition. The Technical Delegate will always have the up to date Training Schedule and will notify all affected NPCs/NFs through the LOC.

The training schedule is devised on a fair rotational daily basis and must not be altered. Teams should train at their scheduled group's times on the bench number(s) identified below. If benches are left empty in training times you are entitled to access them for training.

* = Teams to Share Bench

Date	Scheduled Training Time					
	8:00-10:00	10:00-12:00	12:00-14:00	14:00-16:00	16:00-18:00	18:00-20:00
01 January	Open Session	Open Session	Open Session	Open Session	Open Session	Open Session
02 January	Group 1	Group 2	Group 3	Group 4	Group 5	Group 6
03 January	Group 6	Group 1	Group 2	Group 3	Group 4	Group 5
04 January	Group 5	Group 6	Group 1	Group 2	Group 3	Group 4

Training Group	NPC/NF	Total Number of Athletes	Bench Number(s)
Group 1	CIV	4	1-2
	MAR	6	3-4-5
Group 2	NGR	13	1-2-3-4-5
Group 3	GHA	3	1-2
	TUN	1	3*
	LBA	6	3*-4-5
Group 4	CMR	12	1-2-3-4-5
Group 5	EGY	15	1-2-3-4-5
Group 6	BEN	2	1
	GAM	2	2
	LBR	2	3
	MLI	1	4*
	SLE	1	4*
	TOG	1	5*
	UGA	1	5*

Example Training Schedule

Instructions for Preparing the Training Schedule

The Competition Director must:

- Consult with the LOC and WPPO in preparation of the Training Schedule for the number of benches available and the access hours to the training area.
- Determine the number of time slots to be offered and the average number of athletes per bench.
- Sort participating NPCs/NFs into different groups, ensuring a balance of athletes per group and per bench, and providing equal access to training benches.
 - Consider factors such as NPC/NF region, language, travel distance to the competition (NPCs who are closest in proximity should be in Group 1) and the competition schedule (as the competition advances, the athletes finish competing, stop training and reduces the number of athletes in the group and per bench).
- Allocate each bench to one (1) or multiple NPC(s)/NF(s) based on the number of athletes and to provide equal access to the training benches.
- Schedule each group a training slot, which rotates logically each day to offer variety of timing based on equal opportunity.

4.6 Competition Schedule

The Competition Schedule outlines the timings for each session throughout a competition.

The Competition Schedule is prepared by the Competition Director in consultation with the LOC and WPPO. It is prepared to offer the athletes the best opportunity to compete based on the bodyweight category and the number of athletes in the bodyweight category and to offer important information to various functional areas.

Normal practice is the competition is scheduled to begin with the lightest bodyweight categories, alternating the women's and men's bodyweight categories each session event but is it not a requirement. Based on the Technical Rules and Regulations and with the decision of the Competition Director in consultation with the Technical Delegate, it is determined if multiple bodyweight categories are grouped together to make the Competition Schedule most efficient. The following information is also included on the Competition Schedule:

- Technical Official Arrival Time
- Athlete Arrival Time
- Kit Check Start and Finish Times
- Weigh-in Start and Finish Times
- Warm-up Area Open Time
- Athletes' Presentation
- Competition Start and Finish Time

Generally, the Competition Schedule is prepared ahead of the competition at three (3) different times:

1. After the Entry by Number Deadline: The Master Competition Schedule, with the bodyweight categories competing each day, is distributed.
2. After the Entry by Name Deadline: The Preliminary Competition Schedule, with provisional times for the various competition processes, is distributed internally between WPPO and the LOC.

3. After the Technical Meeting: The Final Competition Schedule, with finalised times for the various competition processes after bodyweight changes are made during the Technical Meeting, is distributed.

In extreme circumstances, based on a variety of circumstances, the Competition Schedule may need to be modified during a competition. The Competition Director will always have the up to date Competition Schedule and in consultation with the Technical Delegate will notify all about the changes through the LOC.

Instructions for Preparing the Competition Schedule

The Competition Director must:

- Receive from WPPO and the LOC r in preparation of the Competition Schedule the access hours to the competition venue.
- Verify the viability of the events collaboratively with WPPO.
- Form groups and/or subgroups, as required, in consultation with WPPO and the Technical Delegate, including medal award formats.
- Create the competition session schedule, with consideration of the ceremonies and the number of appointed Technical Officials, and ensure it is distributed, using the timings as per the Technical Rules and Regulations:

Information/Process	Timing
Technical Official Arrival Time	A minimum of thirty (30) minutes ahead of the Kit Check process.
Athlete Arrival Time	A minimum of fifteen (15) minutes ahead of the Kit Check process.
Kit Check Start and Finish Times	Starting no later than five (5) minutes before the Weigh-in process starts. Ending no later than ten (10) minutes prior to the end time of the Weigh-in process.
Weigh-in Start and Finish Times	<p>Individual Competition: Scheduled between a minimum of twenty (20) minutes and a maximum of ninety (90) minutes by the number of athletes per session:</p> <p>From five (5) to twenty (20) athletes: Four (4) minutes allocated per athlete. From twenty-one (21) athletes and more: The maximum of ninety (90) minutes allocated.</p> <p>Mixed Team Competition: Scheduled between a minimum of 30 minutes to a maximum of sixty (60) minutes:</p> <p>From two (2) to five (5) teams: Thirty (30) minutes allocated. From six (6) to ten (10) teams: Sixty (60) minutes allocated.</p>
Warm-up Area Open Time	<p>Individual Competition: The same time as the Weigh-in Finish Time or in the cases of back-to-back sessions, when the Victory Ceremonies for the previous session starts.</p> <p>Mixed Team Competition – Heats Phase: Forty-five (45) minutes before the start time of the mixed team heats.</p> <p>Mixed Team Competition – Knockout Phase, Third (3rd) Place and Finals' Competition: Twenty (20) minutes from the close of the competition of the previous phase (e.g., the final lift of the third (3rd) round in the mixed team heats phase is completed, then the twenty (20) minute warm-up for the mixed team knockout phase will begin).</p>

<p>Athletes' and Technical Officials Presentation</p>	<p>Individual Competition at Recognised Competitions (exceptions: IPC Games and WPPO Championships): Starting no later than five (5) minutes before the start of the competition.</p> <p>Individual Competition at IPC Games and WPPO Championships: Starting no later than ten (10) minutes before the start of the competition.</p> <p>Mixed Team Competition – Knockout Phase: Starting no later than ten (10) minutes before the start of the competition.</p> <p>Mixed Team Competition – Head-to-head, Third (3rd) Place and Finals: Starting no later than five (5) minutes before the start of the competition.</p>
<p>Session Event (Competition) Start and Finish Time*</p>	<p>Starting a minimum of thirty (30) minutes after the Open Time of the Warm-up Area.</p> <p>Six (6) minutes should be scheduled per athlete or mixed team. For the individual competition, additional time should be considered if athletes are considered likely to attempt a Power Lift. The competition start and finish time should be considered to be at the nearest fifth (e.g., 00, 05, 10, etc.).</p> <p>For the individual competition, if a group or subgroup is formed of less than five (5) athletes, then the following additional recovery time should be added per round:</p> <ul style="list-style-type: none"> ▪ Three (3) athletes: Additional four (4) minutes per round. ▪ Four (4) athletes: Additional two (2) minutes per round. <p>For IPC Games and WPPO Championships, the start time of the session event (competition) should be considered to begin at a quarter hour (e.g., 00, 15, 30 or 45).</p>
<p>Victory Ceremony</p>	<p>Minimum five (5) minutes after the Competition Finish Time. Minimum five (5) minutes per Victory Ceremony should be scheduled.</p>

- Following the Technical Meeting after receiving the athletes' bodyweight category changes and athlete withdrawals, within two (2) hours, in consultation with the Technical Delegate:
 - Re-verify the competition entries.
 - Re-verify the viability of the events before presenting options to the LOC and WPPO Management Staff.
 - Re-form groups and/or subgroups, if necessary, before presenting the outcome to the LOC and WPPO Management Staff.
 - Modify the competition session schedule, if necessary, and ensure it is distributed to the LOC, WPPO and participating countries in a timely manner.
 - Modify the competition training schedule, if necessary, and ensure it is distributed to the LOC, WPPO and participating countries in a timely manner.
 - Modify the competition Duty Roster, if necessary, and ensure it is distributed to the WPPO and Technical Officials in a timely manner.





4.7 Athlete Record of Achievement

The Athlete Record of Achievement is a book that provides details of the athletes' personal information, classification remarks and competition history. It is used during the Kit Check Process, Weigh-in Process and Competition Round System.

The international classification panel's notes in each athlete's Athlete Record of Achievement book provide important information that needs to be noted for competition, such as an athlete's:

- Elbow angle
- Knee angle
- Bench strapping
- Specifications and/or special remarks

As of 2019, Athlete Record of Achievement books are not being issued. In lieu of the book, the Classification Form must be presented (printed or digital).

 <p>IPC POWERLIFTING</p> <p>Athlete record of achievement</p>	<p>SDMS ID number <u>12345</u></p> <p>National Paralympic Committee <u>ABC</u></p> <p>Family name <u>DOE</u></p> <p>Given name(s) <u>Jonathon</u></p> <p>Nationality <u>ABCian</u></p> <p>Date of birth <u>1990-01-01</u></p> <p>Place of birth <u>Capital City</u></p> <p>Date of issue <u>2020-01-01</u></p> <p>Athlete's signature <u>Jonathon Doe</u></p>  <p>IPC Powerlifting</p>
<p>Results of IPC Powerlifting recognised competition</p> <p>Name of competition <u>Capital City World Cup</u></p> <p>Date <u>2020-01-01</u></p> <p>Place <u>Capital City</u></p> <p>Country <u>ABC</u></p> <p>Bodyweight <u>47.01</u> Category <u>-49</u></p> <p>Result <u>100.0</u> Ranking <u>3</u></p> <p><input type="checkbox"/> President of Jury <input checked="" type="checkbox"/> Technical Delegate <input type="checkbox"/> Competition Secretary</p> <p>Signature and stamp <u>Juanita Perez</u></p> 	<p>Special remarks <u>Spina bifida affecting right lower limb.</u> <u>Osteomyelitis - loss of mobility in right foot.</u></p> <p>Strapping: <u>Two</u></p> <p>Elbows: <u>Right: 19 Left:21</u></p> <p>Signature of IPC Powerlifting Chairperson or Technical Delegate <u>Juanita Perez</u></p> <p>Date of issue and stamp <u>2020-01-01</u></p> 

Example Athlete Record of Achievement Book

Instructions for Recording in the Athlete Record of Achievement

The Classifier who evaluated the athlete must:

- Record any special remarks regarding the athlete's classification:
 - Record specifically the elbow and knee angles if they are limited.
 - Record specifically the number of bench straps the athlete is eligible to use during competition.

- Record any amputations with specific terminology for Technical Officials to apply the bodyweight add-ons.
- Verify and sign the Athlete Record of Achievement book in the correct area.

The Athlete must:

- Provide and then affix one (1) recent passport sized photo of themselves to the Athlete Record of Achievement book.
- Verify and sign the Athlete Record of Achievement in the correct area.

The President of Jury (or Technical Delegate at competitions where a President of Jury is not present) must:

- Record specific competition details (name of competition, date, place and country) and the results (bodyweight, bodyweight category, best lift result and final ranking in the “Open” competition).
- Verify and sign the result page of the Athlete Record of Achievement book.

4.8 Kit Check Process and Kit Check Inspection Sheet

The athlete’s personal uniform and equipment are verified ahead of their competition at the Kit Check Process. This ensures their items are verified and are in accordance with the specific Technical Rules and Regulations.

This is completed in the designated Kit Check Area by the Kit Check Official and the Technical Controller 3. The athlete should arrive to the Kit Check Process with all of their items prepared to be inspected.



Kit Check Inspection Sheet

Lot No	Name	NPC Code	Elbows	Knees	Lifting suit	T-Shirt	Bra	Socks	Shoes	Head dress	Wrist wraps	Bandages	Belt	Bench Straps		Plasters
														Comp	Own	
45	TADE Giorgos	GRE														
70	MOHSEN Medhat	EGY														
77	PUBLIC Joseph	GBR														
99	IVANOV Imyarek	RUS														
192	PEREZ Juan	COL														
151	TARO Yamada	JPN														

OFFICIALS SIGNATURE

WEIGH-IN OFFICIAL

DOE Johnathon (USA)

Example Kit Check Inspection Sheet

Kit Check Inspection Sheet

Lot No	Name	NPC Code	Elbows	Knees	Lifting suit	T-Shirt	Bra	Socks	Shoes	Head dress	Wrist wraps	Bandages	Belt	Bench Straps		Plasters
														Comp	Own	
45	TADE Giorgos	GRE	L19 R21	R32	✓	✓	-	✓	-	✓	✓	-	-	2	-	-
70	MOHSEN Medhat	EGY	-	-	✓	✓	-	✓	✓	-	-	-	-	2	-	-
77	PUBLIC Joseph	GBR	L29 R24	-	✓	✓	-	-	-	-	-	-	✓	2	-	-
99	IVANOV Imyarek	RUS	-	L60 R85	✓	✓	-	✓	✓	-	-	-	-	-	2	-
192	PEREZ Juan	COL	L11 R21	-	✓	✓	-	✓	✓	-	-	-	✓	2	-	-
151	TARO Yamada	JPN	L5	L160 R160	✓	✓	-	-	-	-	-	-	-	2	-	-

OFFICIALS SIGNATURE

WEIGH-IN OFFICIAL

DOE Johnathon (USA)

Signature

Example Kit Check Inspection Sheet - Filled

4.9 Athlete Uniform Guidelines

At all WPPO recognised competitions, athlete uniforms must comply with the requirements and specifications of the Technical Rules and Regulations.


Specifically regarding advertising, athletes, NPCs/NFs may be allowed to have sponsors on uniform items for exposure based on the level of competition:

- At all WPPO Championships and World Cups, the athletes' uniforms must comply with the requirements and specifications of Appendix 6: Uniform Advertising Guidelines.
- For Paralympic Games, Regional and Sub Regional Para Games, distinct advertising guidelines are set and distributed by the LOC.
- At national and invitational competitions, no Uniform Advertising Guidelines apply.

4.10 Weigh-in Process and Weigh-in List

The athlete's official weight is verified ahead of the competition during the Weigh-in Process. This is completed in the designated Weigh-in Area by the Weigh-in Official and Technical Controller 4 of the session, both of which are the same gender as the session's athletes. This ensures their weight is within the parameters of their registered bodyweight category for the competition for the individual competition.

An athlete can attend their Weigh-in with one (1) coach or team official of the same gender. The athlete should proceed to the Weigh-in immediately after the Kit Check Process.



Weigh-in List

Lot No.	Name	SDMS No.	NPC Code	Date of Birth	Rack Height	Bodyweight	1 st Attempt
27	YOUNG-HEE, Jin	54321	KOR	8 MAY 1970	<input type="text"/>	<input type="text"/>	<input type="text"/>
37	TADE Maria	43215	GRE	10 FEB 1950	<input type="text"/>	<input type="text"/>	<input type="text"/>
41	MOHSEN Folana	32154	EGY	12 OCT 1971	<input type="text"/>	<input type="text"/>	<input type="text"/>
48	DOE Jane	21543	NGR	15 JUN 1976	<input type="text"/>	<input type="text"/>	<input type="text"/>
57	TRAN Thi	15432	VIE	17 MAR 1949	<input type="text"/>	<input type="text"/>	<input type="text"/>
61	SI Li	12345	CHN	18 FEB 1974	<input type="text"/>	<input type="text"/>	<input type="text"/>
63	SMITH Jane	23451	AUS	19 APR 1970	<input type="text"/>	<input type="text"/>	<input type="text"/>
78	ROSSI Maria	34512	ITA	26 JUN 1973	<input type="text"/>	<input type="text"/>	<input type="text"/>

OFFICIALS SIGNATURES

WEIGH-IN OFFICIAL

PEREZ Juanita (MEX)

Example Weigh-in List

Weigh-in List

Lot No.	Name	SDMS No.	NPC Code	Date of Birth	Rack Height	Bodyweight	1 st Attempt
27	YOUNG-HEE, Jin	54321	KOR	8 MAY 1970	12	63.77	80.0
37	TADE Maria	43215	GRE	10 FEB 1950	8	62.98	55.0
41	MOHSEN Folana	32154	EGY	12 OCT 1971	10	63.17+1.5 =64.67	97.0
48	DOE Jane	21543	NGR	15 JUN 1976	9	64.26+1.0 =65.26	90.0
57	TRAN Thi	15432	VIE	17 MAR 1949	11	61.88	65.0
61	SI Li	12345	CHN	18 FEB 1974	7	64.91	82.0
63	SMITH Jane	23451	AUS	19 APR 1970	8	64.20	100.0
78	ROSSI Maria	34512	ITA	26 JUN 1973	8	64.77	125.0

OFFICIALS SIGNATURES

WEIGH-IN OFFICIAL

PEREZ Juanita (MEX)

Signature

Example Weigh-in List - Filled

4.11 Warm-up Accreditation Pass

To ensure only competing athletes' coaches have access to the Warm-up Area, Warm-up Accreditation Passes are distributed to each nation during the Technical Meeting.

Each competing nation should receive two (2) Warm-up Passes each to be used throughout the competition. This allows two (2) coaches per nation to enter the Warm-up Area when they have one (1) or multiple competing athletes.

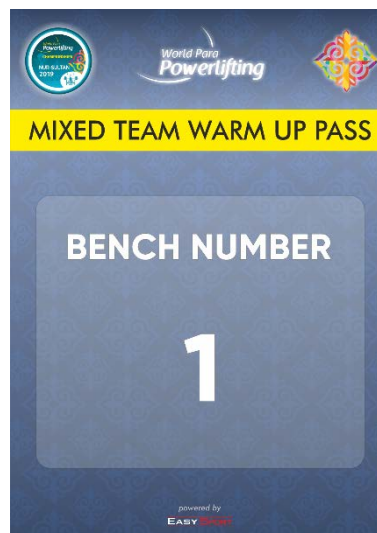
Competing athletes for the respective session do not require a Warm-up Pass to enter the Warm-up Area but must present their accreditation. Athletes from other sessions are not permitted to enter, unless they have a Warm-up Pass from their country.

The Warm-up Pass will be in the form of a card and have the respective nation's name, NPC/NF code and flag listed.

For the mixed team event, a Mixed Team Warm-up Pass will be provided to each competing team to identify which bench they are assigned to during the competition phases.



Example Warm-up Pass Accreditation



Example Warm-up Pass - Mixed Team Accreditation

4.12 Start List and Score Sheet

The Start List for a session is essential for various roles of the Technical Officials throughout the session event as it is the preliminary order that the athletes will compete in for round one (1).

The Start List is created after the completion of the Weigh-in process and data entry by the OVR provider, and must be verified against the Weigh-in List by the Technical Delegate before being distributed to various roles for the competition.

If there are multiple bodyweight categories or groups in a session, the Technical Controller distributes all of the Start Lists in descending order (e.g., C, B and A).

Additionally, different Technical Official roles must fill in the Start List as a Score Sheet throughout the session event.

Start List

WR	137kg	ROSSI Maria	ITA	29 AUG 2011	Capital City (MAS)
----	-------	-------------	-----	-------------	--------------------

WJR	122kg	ROSSI Maria	ITA	30 DEC 2004	Main City (FRA)
-----	-------	-------------	-----	-------------	-----------------

Lot No.	Name	SDMS No.	NPC Code	Date of Birth	Body Weight	Rack Height	Attempts				Best Lift	Rank
							1	2	3	4		
191	YOUNG-HEE, Jin	54321	KOR	10 OCT 1968	59.69	5	67					
79	TADE Maria	43215	GRE	28 APR 1991	58.79	5	80					
206	TRAN Thi	32154	VIE	20 NOV 1985	59.52	4	100					
16	MOHSEN Folana	21543	EGY	22 FEB 1969	59.36	2	107					
131	DOE Jane	15432	NGR	3 MAR 1978	57.91	4	110					
199	PEREZ Juanita	12345	PAN	22 NOV 1979	57.33	4	112					
107	LI Si	23451	CHN	4 FEB 1975	58.53	4	135					

TECHNICAL DELEGATE
CHIEF REFEREE
LEFT SIDE REFEREE
RIGHT SIDE REFEREE

DOE Johnathon (USA)
 PEREZ Juanita (MEX)
 DELA CRUZ Maria (PHI)
 SMITH Jane (AUS)

Example Start List

Start List

WR	137kg	ROSSI Maria	ITA	29 AUG 2011	Capital City (MAS)
-----------	-------	-------------	-----	-------------	--------------------

WJR	122kg	ROSSI Maria	ITA	30 DEC 2004	Main City (FRA)
------------	-------	-------------	-----	-------------	-----------------

Lot No.	Name	SDMS No.	NPC Code	Date of Birth	Body Weight	Rack Height	Attempts				Best Lift	Rank
							1	2	3	4		
191	YOUNG-HEE, Jin	54321	KOR	10 OCT 1968	59.69	5	67 65	75	82		75	7
79	TADE Maria	43215	GRE	28 APR 1991	58.79	5	80 82	84	84		82	6
206	TRAN Thi	32154	VIE	20 NOV 1985	59.52	4	100	106	106 _{TC}		100	5
16	MOHSEN Folana	21543	EGY	22 FEB 1969	59.36	2	107 105	106	107		105	4
131	DOE Jane	15432	NGR	3 MAR 1978	57.91	4	110	120	121		110	3
199	PEREZ Juanita	12345	PAN	22 NOV 1979	57.33	4	112	115	120		112	2
107	LI Si	23451	CHN	4 FEB 1975	58.53	4	135 130	135	139	139.0	130	1

Example Start List - Filled as Score Sheet

Each Technical Official that must fill out the Start List/Score Sheet should do so following the required legend and acronyms:

Mark/Acronym	Meaning	Example
○	Good Lift	100
-	No Lift	105
\	Changed Attempt	110
\	Changed Rack Height	5
TC	Technical Challenge - Approved	115 _{TC}
TC	Technical Challenge – Declined	120 TC
###.#	Best Lift	125.0
#	Rank	1
RO	Rank Open	RO: 2
RR	Rank Regional	RR: 3
RJ	Rank Regional Junior	RJ: 2
RJO	Rank Junior Open	RJO: 3
DNS	Did Not Start	DNS
DSQ	Disqualified	DSQ

Mark/Acronym	Meaning	Example
-	No Mark (no "Good Lift" recorded)	-
DNF	Did Not Finish	DNF
WR	World Record	WR
JWR	Junior World Record	JWR
GR	Games Record	GR
RR	Regional Record	RR
JRR	Junior Regional Record	JRR

Additionally, at competitions with a Jury, the Jury Members must record their lift decision using the Jury Device and on the paper Start List with the "No Lift" sequences using the required legend:

Mark	Meaning	Example
- BP	No Lift – Body Position	105 BP
- BC	No Lift – Bar Control	105 BC
- CH	No Lift – Chest Sequence	105 CH
- PR	No Lift – Press Sequence	105 PR

4.13 Results Protocol

The Results Protocol is used to confirm the athletes' results from the session event. At most recognised competitions with an OVR supplier present, the Score Sheet is created automatically after the conclusion of the last lift. It is then verified and signed by the Technical Delegate before the Victory Ceremonies begin.

If there are multiple bodyweight categories, age groups and/or open and regional competition, the respective rankings will be listed along with any records using the required legend and acronyms:

Mark/Acronym	Meaning	Example
	Good Lift	100
-	No Lift	105
- TE	No Lift	105 TC
TC	Technical Challenge - Approved	110 TC
	Technical Challenge – Declined	115 TC
###.#	Best Lift	120.0
#	Rank	1
RO	Rank Open	RO: 2
RR	Rank Regional	RR: 3
RJ	Rank Regional Junior	RJ: 2
RJO	Rank Junior Open	RJO: 3
DNS	Did Not Start	DNS
DSQ	Disqualified	DSQ

Mark/Acronym	Meaning	Example
-	No Mark (no "Good Lift" recorded)	-
DNF	Did Not Finish	DNF
WR	World Record	WR
JWR	Junior World Record	JWR
GR	Games Record	GR
RR	Regional Record	RR
JRR	Junior Regional Record	JRR

RESULTS PROTOCOL

Lot No.	Name	SDMS No.	NPC Code	Date of Birth	Body Weight	Rack Height	Attempts				Best Lift	Rank
							1	2	3	4		
77	PEREZ Juan	54321	COL	10 OCT 1968	86.67	4	225	230	245		245	1
45	TADE Giorgos	43215	GRE	7 FEB 1970	86.02	3	217	222	225		225	2
151	MOHSEN Medhat	32154	EGY	1 JAN 1974	87.09	3	215	220	222		222	3
70	PUBLIC Joseph	21543	GBR	17 MAY 1978	85.75	5	215	220	222		220	4
99	IVANOV Imyarek	15432	RUS	21 JUL 1975	86.11	4	185	192	200		200	5
192	TARO Yamada	12345	JPN	15 JAN 1971	86.35	4	192	200	200		192	6

Records:

245kg PEREZ Juan

COL WR

TECHNICAL DELEGATE: DOE Johnathon (USA)
PRESIDENT OF JURY: PEREZ, Juanita (MEX)
MEMBERS OF JURY: DELA CRUZ Maria (PHI)

DOE Jane (NGR)

CHIEF REFEREE: PUBLIC Joseph (GBR)
REFEREES: MOHSEN Folana (EGY)


ROSSI Maria (ITA)

Example Results Protocol

4.14 Athletes' and Technical Officials' Presentation

The athletes and Technical Officials of each session are introduced to the audience by the Athletes' and Technical Officials' Presentation ahead of the competition.

The Athletes' Presentation immediately precedes the Technical Officials' Presentation.



Depending on the level of competition and the event, the format of the Athletes' and Technical Officials' Presentations is different:

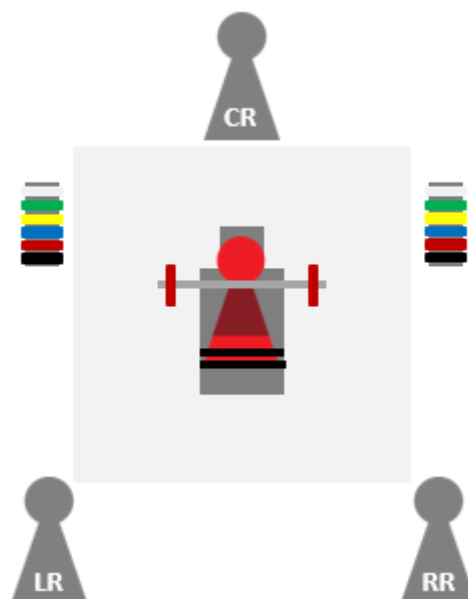
Competition Level	Competition Type	Presentation Type	Summary Description
Recognised Competitions (except IPC Games and WPPO Championships)	Individual	Athlete	Five (5) minutes before the start of the competition, the session start list displayed on the scoreboard and announced.
		Technical Official	Immediately following the Athletes' Presentation, Referees, Jury Members and the Technical Delegate will be announced from their respective competition seating position.
IPC Games and WPPO Championships	Individual	Athlete	At least ten (10) minutes before the start of the competition, by group and by start list lifting order, athletes, led by the Technical Controller are brought onto the FOP; the entire group is announced before exiting. Alternatively, the athletes may enter the FOP individually (one-by-one) by start list lifting order and be presented individually, and then immediately exit the FOP.
		Technical Official	Immediately following the Athletes' Presentation, Referees, led by the Technical Controller, will be brought onto the FOP and announced before exiting. The Jury Members and the Technical Delegate will be announced from their respective competition seating position.
WPPO World Cups and Championships	Mixed Team - Heats	Athlete	Ten (10) minutes before the start of the competition, by team and by lot draw number, each team, led by their coach, is brought onto the FOP and announced before exiting. The process is repeated until every team is announced.

Competition Level	Competition Type	Presentation Type	Summary Description
		Technical Official	Immediately following the Athletes' Presentation, Referees, led by the Technical Controller, will be brought onto the FOP and announced before exiting.
	Mixed Team – Head-to-head, Third Place and Finals	Athlete	Five (5) minutes before the start of the competition, matched/competing teams are brought onto the FOP at the same time on opposing sides, led by their coach and announced before exiting. The process is repeated for each match.
		Technical Official	Immediately following the Athletes' Presentation, Referees will be selected through the computer system and announced as they are entering the FOP to their respective competition seating position for the competition to begin.

4.15 Referee and Jury Positioning

The Referees on the FOP must be seated in the correct position and at the correct distance from the lifting area/platform to ensure the best viewpoint for the Referee to provide their decision.

Referee Position	Minimum Distance from Base of Lifting Area/Platform	Position
Chief Referee	1.0 metre	Top of Lifting Area/Platform
Left Side Referee	1.5 metres	Respective Left Bottom Corner of Lifting Area/Platform
Right Side Referee	1.5 metres	Respective Right Bottom Corner of Lifting Area/Platform

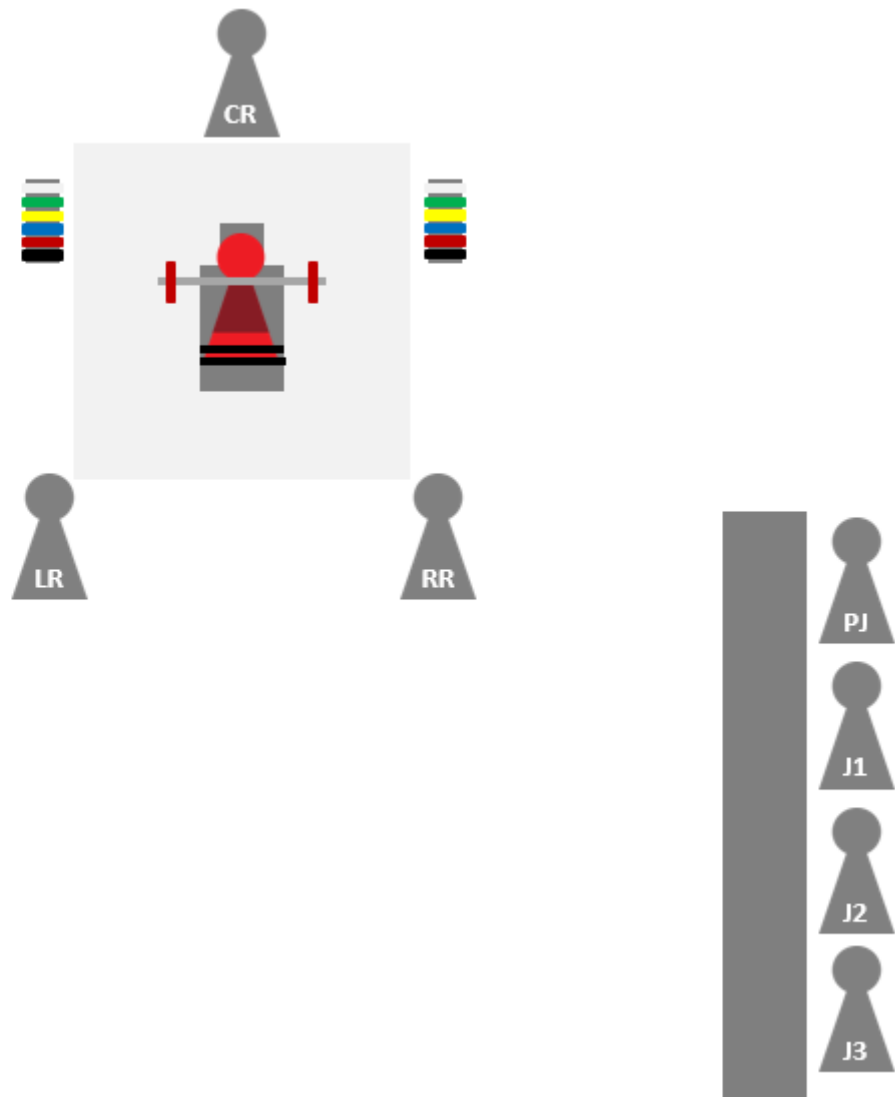


Instructions for Adjusting Referee Positioning

The Referees should consider the following when adjusting their positioning (angle and distance) to ensure the best view of the athletes' lifts:

- Referee's own sitting height compared to the bench;
- Athletes' bodyweight category, weight and size (e.g., size of athlete's chest);
- Athletes' impairment (e.g., ability to fully extend knees).

The Jury Members seated at the Jury Table must be seated in the correct position and order to ensure a totally unimpeded view of the Round System Competition.



Jury Member Positioning Order

(President of Jury, Jury Member 1, Jury Member 2 and Jury Member 3)

4.16 Attempt Card

The Attempt Card is the document in which each athlete and their coach list their desired starting lift weight and rack height, and make the respective changes throughout the competition. It is managed by the Card Controller and administered by the Marshall and the athlete and/or their coach.

The attempt card will be in the form of a piece of paper. It must always be completed with a pen and witnessed by the athlete or their coach accredited with a Warm-up Pass as well as the Marshall (at competitions where the eMarshall system is not used). At competitions where an eMarshall system is used (as detailed in 4.17), the Attempt Card should still be filled out on paper but is not required to be signed by the athlete or their coach.



Attempt Card								
Lot No.	77	Name	PUBLIC Joseph		NPC	GBR	Date of Birth	11 OCT 1969
Category		Men's -88kg		Body Weight		Rack Height		
ATTEMPTS								
1st Attempt		2nd Attempt			3rd Attempt			
Starting Weight		2nd Attempt		3rd Attempt				
Coach Signature		Coach Signature			Coach Signature			
Weigh-in Signature		Marshall Signature			Marshall Signature			
1st Attempt Change					1st Change 3rd Attempt			
Coach Signature					Coach Signature			
Marshall Signature					Marshall Signature			
		WR – 4th Attempt		2nd Change 3rd Attempt				
		Coach Signature			Coach Signature			
		Marshall Signature			Marshall Signature			

Example Attempt Card

Attempt Card

Lot No.	77	Name	PUBLIC Joseph	NPC	GBR	Date of Birth	12 NOV 1970
Category	Men's -88kg	Body Weight	$85.17+1.5$ $=86.67$		Rack Height	4 6	
ATTEMPTS							
1st Attempt		2nd Attempt			3rd Attempt		
Starting Weight	225	2nd Attempt	(230)		3rd Attempt	232	
Coach Signature	<i>Signature</i>	Coach Signature	<i>Signature</i>		Coach Signature	<i>Signature</i>	
Weigh-in Signature	<i>Signature</i>	Marshall Signature	<i>Signature</i>		Marshall Signature	<i>Signature</i>	
1st Attempt Change	230				1st Change 3rd Attempt	(235) WR	
Coach Signature	<i>Signature</i>				Coach Signature	<i>Signature</i>	
Marshall Signature	<i>Signature</i>				Marshall Signature	<i>Signature</i>	
		WR – 4th Attempt	235.5		2nd Change 3rd Attempt		
		Coach Signature	<i>Signature</i>		Coach Signature		
		Marshall Signature	<i>Signature</i>		Marshall Signature		

Example Attempt Card - Filled

4.17 eMarshall

The eMarshall is part of a T&S system used at some WPO competitions. It utilises a tablet-based application for athletes and their coaches to view the scoreboard, and to submit and change their lift attempt weights and rack height.

The application is programmed with all of the applicable Technical Rules and Regulations, including lift attempt changes and applicable time deadlines.

Each NPC/NF in the session event is provided a tablet for their athletes in exchange for their Warm-up Pass when the Warm-up Area opens at the Marshall Table. The tablet must be returned at the end of the session.

The athlete and their coach can change their Attempt Card (Lift attempt weight and rack height) by entering their Lot Number and setting a three (3) number password. Then through “My Card” button, they can change and verify their Attempt Card by pressing “OK”. When the eMarshall system is used, it is not required for the athlete or their coach to sign the paper Attempt Card; this is done through the tablet-based application.


The Marshall Table will have a laptop that:

- Displays a log of all of the lift attempt and rack height changes;
- Allows the Marshall to reset an athlete’s password (By entering the athlete’s lot number);
- Allows the Marshall to override any errors made by the athlete or their coach;
- Allows the Marshall to input a Power Lift attempt information (Only possible through Marshall Laptop and not by the tablet).

The Marshall must follow the scoreboard and change log, and manually record on the Attempt Cards with their signature (Athlete or their coach’s signature is not required as it is inputted on the tablet) for reference.

When the eMarshall is used as a part of the T&S system at a WPPO competition, the Technical Delegate, WPPO and the T&S Staff conduct a walkthrough of the system for the Technical Officials, NPC/NFs and coaches.

Ahead of the twenty (20) minute countdown ahead of the Competition Round System, the T&S staff distributes a tablet for NPC/NF in exchange for one (1) of the coach’s warm-up passes.

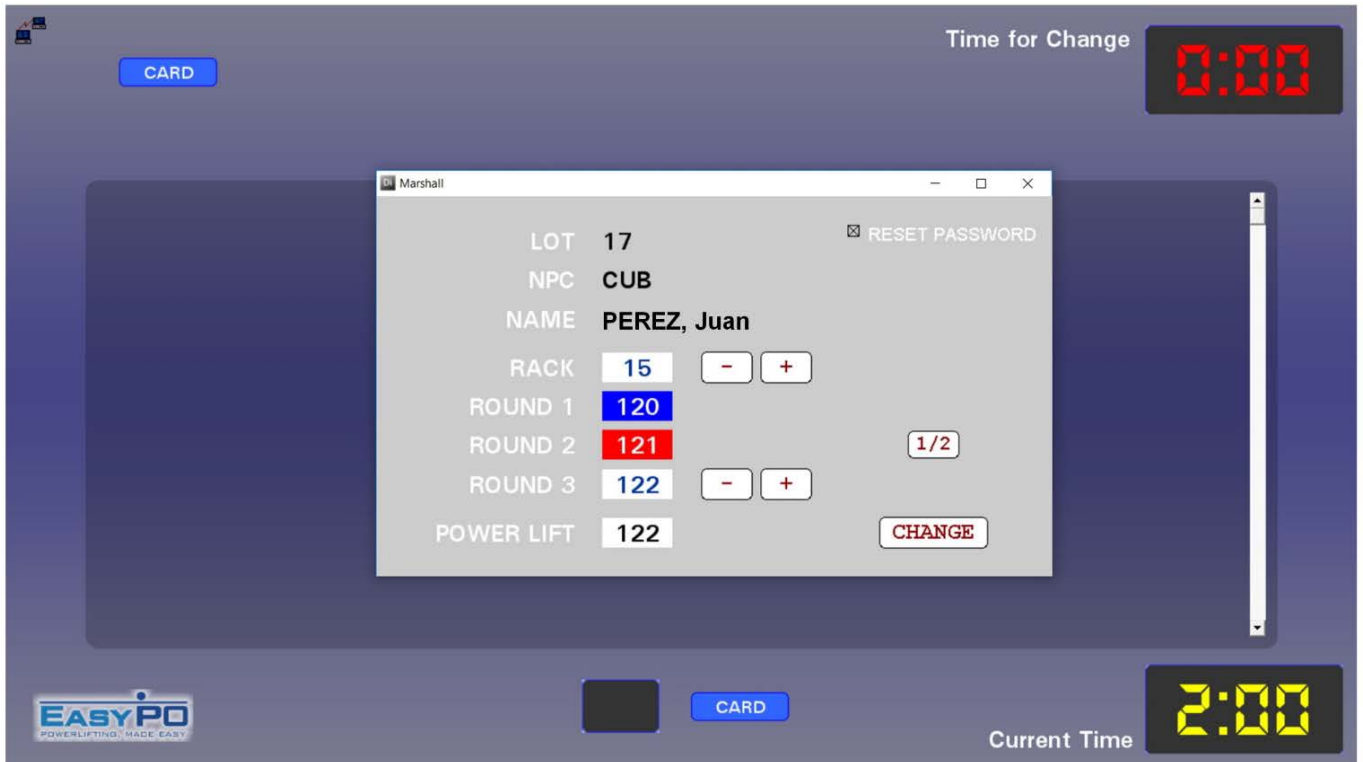


CARD **17 - CUB - PEREZ Juan** Time for Change **0:48**
3 RD - 106 kg

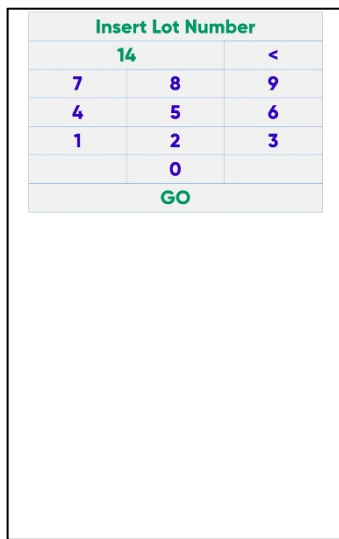
18:40:57	0:00	17 - CUB - PEREZ, Juan	Att. 3 = 122 kg	Rack = 15
18:40:27	0:00	31 - CHI - PEREZ, Juan	Att. 3 = 113 kg	Rack = 14
18:38:37	0:46	14 - PER - PEREZ, Juan	Att. 3 = 114 kg	Rack = 4

EASYPO **CARD** Current Time **2:00**

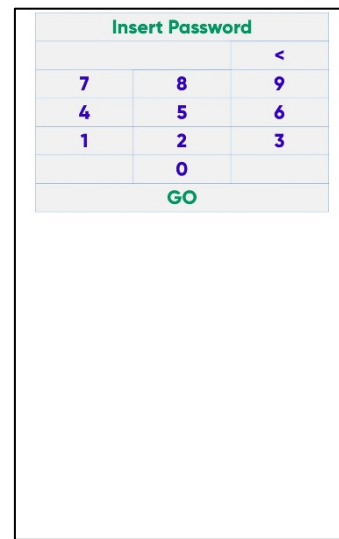
eMarshall - Marshall Change Log Screen



eMarshall - Marshall Change Log Screen (Reset Password/Power Lift Override)



eMarshall - Tablet Login Screen



eMarshall - Password Creation Screen

Up to -49 kg and up to -54 kg Group A							
Lot	NPC	Name	BW	1	2	3	Best Rank
9		PEREZ Juan	53.50	60			
6		PEREZ Juan	40.60	80			
24		PEREZ Juan	47.55	85			
14		PEREZ Juan	52.80	100			
16		PEREZ Juan	48.15	105			
31		PEREZ Juan	53.40	110			
17		PEREZ Juan	53.50	120			

WR = 205
AMR = 162

Time for changing first attempt **13:18**

MY CARD

eMarshall - Scoreboard Screen (With Round 1 Change Countdown)

Up to -49 kg and up to -54 kg Group A							
Lot	NPC	Name	BW	1	2	3	Best Rank
6		PEREZ Juan	40.60	80		80	1
9		PEREZ Juan	53.50	60			
24		PEREZ Juan	47.55	85			
14		PEREZ Juan	52.80	100			
16		PEREZ Juan	48.15	105			
31		PEREZ Juan	53.40	110			
17		PEREZ Juan	53.50	120			

WR = 205
AMR = 162

MY CARD

eMarshall - Scoreboard Screen

14 - CHI - PEREZ Juan			
RACK	-1	4	+1
# 1		100	
# 2			
# 3			
BACK			
WR = 205 AMR = 162			

eMarshall – “My Card” Screen

14 - CHI - PEREZ Juan			
RACK	-1	4	+1
# 1	-1	100	+1
# 2			
# 3			
BACK		OK	
WR = 205 AMR = 162			
Time for changing first attempt 14:31			

eMarshall - “My Card” Screen (With Round 1 Change Countdown)

14 - CHI - PEREZ Juan	
RACK	4
# 1	110
CONFIRM	

eMarshall - “My Card” Screen (Confirmation of Round 1 Attempt Weight Change)

14 - CHI - PEREZ Juan			
RACK	-1	11	+1
# 1		85	
# 2		86	
# 3		86	
BACK			
WR = 183.5 AMR = 144			
ERROR! Time for changes to 3rd attempt has now expired			

eMarshall - “My Card” Screen (After Round 3 Change Time)

4.18 Technical Announcer Monitor

At most recognised competitions where a T&S provider is present, the Technical Announcer and Speaker Announcer will have a dedicated monitor that provides them the important information for their technical announcements, including the athlete's name, NPC/NF, lift attempt weight, if it is a record attempt and the lift decision.

The Technical Announcer Monitor follows a coloured legend to indicate details as follows:

Lift Attempt Colour	Meaning	Example
Blue Box	Good Lift	100
Yellow Text/Black Box	Best Lift	105
Red Box	No Lift	110
Green Box	Current Athlete	115
White Text	Lift Attempt (Not Yet Completed)	125
Yellow Box	Record Attempt	125

Additionally, it provides details of the “Good Lift” and “No Lift” sequences in the lower right corner by the Referee using the same coloured legend as the Attempt Board:

Lift Attempt Colour	Meaning	Example
White Box	Good Lift	R1
Red Box	No Lift	HR
Pink Box	No Lift – Body Position	R2
Orange Box	No Lift – Bar Control	R1
Blue Box	No Lift – Chest Sequence	HR
Green Box	No Lift – Press Sequence	R1

EASYPO Men's Up to -49 kg and up to -54 kg Group A

Lot	Go	Name	Team	YoB	Categ	B.W.	1	2	3	Best	RK	4	Points
6	1	PEREZ Juan	PER	1992	49	40.60	80						
24	2	PEREZ Juan	GUA	1982	49	47.55	85						
16	3	PEREZ Juan	CUB	1987	49	48.15	105						
9		PEREZ Juan	ECU	1979	54	53.50	60						
14	4	PEREZ Juan	PER	1998	54	52.80	110						
31	5	PEREZ Juan	CHI	1997	54	53.40	110						
17	6	PEREZ Juan	CUB	1980	54	53.50	120						

Current Lifter
17:48
9 - PEREZ Juan
 Ecuador
1st Attempt 60 KG

Rack **7** **TECHNICAL STOP**

GOOD L.
NO LIFT
OK

R1 HR R2
R1 HR R2
R1 HR R2
R1 HR R2
R1 HR R2

Previous **NO LIFT 24 - PEREZ Juan 85 kg**
 Next Attempt (prevision) **6 - PEREZ Juan 80 kg**

Records

WR	JWR	AM	JAM	GR
205	148	162	120	162

Example Technical Announcer Monitor - Before Competition (Twenty (20) minute countdown)

EASYPO Men's Up to 80 kg Group A

Lot	Go	Name	Team	YoB	Categ	B.W.	1	2	3	Best	RK	4	Points
49		PEREZ Juan	HON	1976	80	77.90	115	115	118	---	---		
53		PEREZ Juan	PAN	1984	80	79.90	139	138	138	138	5		
55		PEREZ Juan	CHI	1987	80	74.00	137	141	141	137	6		
82		PEREZ Juan	CHI	1993	80	76.05	137	137	141	137	7		
67		PEREZ Juan	NCA	1979	80	78.95	140	140	140	---	---		
56		PEREZ Juan	DOM	1988	80	78.75	163	173	175	163	4		
39		PEREZ Juan	BRA	1985	80	79.30	173	178	178	178	3		
79		PEREZ Juan	MEX	1971	80	78.10	177	184	184	184	2		
32		PEREZ Juan	COL	1967	80	78.95	190	193	195	190	1		

Current Lifter
1:18
32 - PEREZ Juan
 Colombia
3rd Attempt 195 KG

Rack **14** **TECHNICAL STOP**

GOOD L.
NO LIFT
OK

R1 HR R2
R1 HR R2
R1 HR R2
R1 HR R2
R1 HR R2

Previous **GOOD LIFT 79 PEREZ Juan 84 kg**
 Next Attempt (prevision)

Records

WR	JWR	AM	JAM	GR
240	161	211	137	190

Example Technical Announcer Monitor – During Attempt

EASYPO POWERLIFTING, MADE EASY! Men's Up to -49 kg and up to -54 kg Group A

Lot	Go	Name	Team	YoB	Categ	B.W.	1	2	3	Best	RK	4	Points
6	6	PEREZ Juan	PER	1992	49	40.60	80	80					
24		PEREZ Juan	GUA	1982	49	47.55	85						
16	1	PEREZ Juan	CUB	1987	49	48.15	105						
9	5	PEREZ Juan	ECU	1979	54	53.50	60	60					
14	2	PEREZ Juan	PER	1998	54	52.80	110						
31	3	PEREZ Juan	CHI	1997	54	53.40	110						
17	4	PEREZ Juan	CUB	1980	54	53.50	120						

Current Lifter

1:44

24 - PEREZ Juan
Guatemala

1st Attempt 85 KG

Rack **11** TECHNICAL STOP

GOOD L.
NO LIFT
OK

HR

R1 HR R2
R1 HR R2
R1 HR R2
R1 HR R2

Previous **24 - PEREZ Juan 85 kg**

Next Attempt (prevision) **16 - PEREZ Juan 105 kg**

Records

WR	JWR	AM	JAM	GR
183.5	140	144	118	162

Example Technical Announcer Monitor - Good Lift

EASYPO POWERLIFTING, MADE EASY! Men's Up to -49 kg and up to -54 kg Group A

Lot	Name	Team	YoB	Categ	B.W.	1	2	3	Best	RK	4	Points
6	PEREZ Juan	PER	1992	49	40.60	145	145	145				
24	PEREZ Juan	GUA	1982	49	47.55	85	86	86	85	2		
16	PEREZ Juan	CUB	1987	49	48.15	105	105	106	105	1		
9	PEREZ Juan	ECU	1979	54	53.50	60	60	61	60	4		
14	PEREZ Juan	PER	1998	54	52.80	110	111	112	111	2		
31	PEREZ Juan	CHI	1997	54	53.40	110	111	112	111	3		
17	PEREZ Juan	CUB	1980	54	53.50	120	121	121	120	1		

Current Lifter

2:00

6 - PEREZ Juan
Peru

3rd Attempt 145 KG

Rack **4** TECHNICAL STOP

GOOD L.
NO LIFT
OK

HR

R1 HR R2
R1 HR R2
R1 HR R2
R1 HR R2

Previous **6 - PEREZ Juan 80 kg**

Next Attempt (prevision) **24 - PEREZ Juan 86 kg**

Records

WR	JWR	AM	JAM	GR
183.5	140	144	118	162

Example Technical Announcer Monitor - Good Lift (Record)

EASYPO Women's Up to 79 kg + Up to 86 kg + Over 86 kg Gro

Lot	Go	Name	Team	YoB	Categ	B.W.	1	2	3	Best	RK	4	Points
68		PEREZ Juanita	BRA	1975	79	77.75	97	100	105	100	5		87.59
80		PEREZ Juanita	CHI	1999	J	79	105	105	111	105	3		91.85
3		PEREZ Juanita	MEX	1964	86	85.70	90	100	110	100	6		84.17
47		PEREZ Juanita	BRA	1967	86	85.40	96	96	104	104	4		87.66
30		PEREZ Juanita	BRA	1993	86	85.15	115	121	121	115	2	121	97.05
72		PEREZ Juanita	MEX	1976	+86	113.55	105	110	115	110	7		82.92
17		PEREZ Juanita	MEX	1971	+86	97.40	130	135	141	135	1	141	107.98

Current Lifter
0:07
17 · PEREZ Juanita
 Mexico
4th Attempt 141 KG

Rack **TECHNICAL STOP**

GOOD L.
NO LIFT
OK

Previous **NO LIFT 17 PEREZ Juanita 141 kg**

Next Attempt (prevision)

Records
 WR JWR AM JAM GR
 160 140 110

Example Technical Announcer Monitor – No Lift

EASYPO Women's Up to 79 kg + Up to 86 kg + Over 86 kg Gro

Lot	Go	Name	Team	YoB	Categ	B.W.	1	2	3	Best	RK	4	Points
68		PEREZ Juanita	BRA	1975	79	77.75	97	100	105	100	5		87.59
80		PEREZ Juanita	CHI	1999	J	79	105	105	111	105	3		91.85
3		PEREZ Juanita	MEX	1964	86	85.70	90	100	110	100	6		84.17
47		PEREZ Juanita	BRA	1967	86	85.40	96	96	104	104	4		87.66
30		PEREZ Juanita	BRA	1993	86	85.15	115	121	121	115	2	121	97.05
72		PEREZ Juanita	MEX	1976	+86	113.55	105	110	115	110	7		82.92
17		PEREZ Juanita	MEX	1971	+86	97.40	130	135	141	135	1	141	107.98

Current Lifter
STOP

Rack **RESTART**

GOOD L.
NO LIFT
OK

Previous **NO LIFT 17 PEREZ Juanita 41 kg**

Next Attempt (prevision)

Records
 WR JWR AM JAM GR
 160 140 110

Example Technical Announcer Monitor – Technical Stop


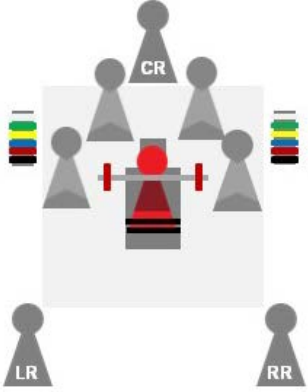
4.19 Spotter Loaders

Spotter Loaders perform a crucial role in the delivery of Para powerlifting competitions, specifically the safety of the athletes. Spotter Loaders ensure the athletes are supported and have the freedom to perform their best. They load/unload the bar and adjust the rack height, maintain the cleanliness of the FOP and Warm-up Area, and provide safety support and assistance throughout the lift.

The Spotter Loaders are in teams of four (3) to five (5) people and are managed by the Chief Spotter Loader under the direction of the Chief Referee for the respective session.

Spotter Loaders' Position Throughout the Session Event

Process	Diagram
Preparing Bar	
Between Attempts	
Athlete Bench Strapping	
Assisting the Bar Out of the Rack	

Process	Diagram
During the Lift Attempt	
Assisting the Bar Into Rack	

4.20 Time Keeper Device

At most recognised competitions where a T&S provider is present, the Time Keeper will have a dedicated device that allows them to perform their role and control the competition time.



Example Time Keeper Device



Example Time Keeper Device – Next Athlete Button

Instructions for Using the Time Keeper Device

Button	Description
2	Used to set and reset the competition clock/Attempt Board to two (2) minutes for athlete attempts. In the case where a group or subgroup is formed of less than five (5) athletes, the T&S provider adds the additional time per round to two (2) minutes (For four (4) athletes) or four (4) minutes (For three (3) athletes).
3	Used to set the competition clock/Attempt Board to three (3) minutes for athletes attempts in special cases if an athlete is required to complete two (2) lifts in direct succession after the other like a Power Lift or error in loading or announcing.
START	Used to start the competition clock after the athlete’s full name is announced in English or after a Technical Stop directed by the Chief Referee, President of Jury and/or Technical Delegate. Note, the T&S provider will set the competition countdown clock to twenty (20) minutes (competition round system start time) but the Time Keeper must press “START” for it to begin.
PAUSE	Used to stop the competition clock after the athlete receives the “start” command and signal from the Chief Referee or when the Chief Referee, President of Jury and/or Technical Delegate advises a Technical Stop.
Time Elapsed No Lift	Used to give a “No Lift” if the athlete fails to start their lift attempt within the allocated time.
GREEN	Used to advance the T&S system to the next athlete after the lift decision is announced and the athlete leaves the lifting area.

4.21 Technical Challenge Card

When certain competition conditions are met, an athlete or their coach accredited with the Warm-up Pass can challenge the lift decision of the Referees.

Only during individual competitions, when a full Jury is appointed for the session and the lift decision is adjudicated as a “No Lift” can the athlete or their coach accredited with the Warm-up Pass lodge a Technical Challenge for their own lift.

The Technical Challenge Card will generally be in the form of a card such as a paper accreditation pass or magnetic card.



Example Technical Challenge Cards

4.22 Warm-up Area Scoreboard

The Warm-up Area Scoreboard provides important information for the athletes, coaches and the Technical Controllers.

Based on the OVR provider at recognised competitions, the scoreboard follows a coloured legend to indicate details as follows:

Lift Attempt Colour	Meaning	Example	
Green Text	Good Lift	100	
Green Box	Best Lift	105	
Red Text	No Lift	110	
White/Yellow Box	Current Athlete	115	115
Blue Box/Text	Next Athlete	120	120
White Text	Lift Attempt (Not Yet Completed)	125	

Lot	NPC	Name	BW	Rack	1	2	3	4	Best	Rank
17	THA	JANKA Wattana	77.45	11	117					
18	CHN	LIU JIN	79.00	17	105					
20	BUL	PLISKOVA Anton	78.40	18	112					
19	CHN	LIU STOKLERI Tamas	78.10	19	145					
21	UKR	PRADLO Denis	78.10	20	158					
16	USA	SAPUL Abdolaziz	75.95	17	145					

WR = 240 kg JWR = 161 kg AMR = 240 kg JAMR = 127 kg

Example Warm-up Area Scoreboard - EASY PO

Rank	NAME	NPC	BIRTH	BIRTHWEIGHT	RACK	1	2	3	4	BEST	RB
1	SOLHIPOURAVANJI S.	IRI	1989	95.00	16	248	228	234		234	234
2	KHALAF Mohammed K.	UAE	1969	92.45	16	247	225	230		230	230
3	YAN Panpan	CHN	1990	92.45	17	247	225	230		230	230
4	JONG Yee Khie	MAS	1988	94.85	13	237	214	216		216	216
5	ALJUNEIDI Mutaz Z.D.	JOR	1976	95.55	17	205	210	235		235	235
6	QI Dong	INA	1980	88.15	15	195	205	237		237	237
7	PRIAMBODO Atmaji	UAE	1980	94.83	15	180	RET	RET		RET	RET
8	AHMED Rashed Hassan	JOR	1996	94.08	17	180	193	197		197	197
9	ABUARAR Mohammad	CHI	1996	93.28	16	165	174	188		188	188
10	FELIU Frank	CHI	1981	92.74	16	173	178	180		180	180
11	SINGH Joginder	IND	1986	88.58	16	170	177	18		177	177
12	JUNG Sung Yun	KOR	1983	93.26	16	152	160			160	160
13	VANEN Kalai	SGP	1959	96.36	12	150	155			155	155
14	SEO Gilbeom	KOR	1981	94.66	15	152	15			152	152
15	ISHIHARA Masaharu	JPN	1972	89.80	16	140				140	140
16	MAJIMA Makoto									133	133

Example Warm-up Area Scoreboard – Atos

Lot	NPC	Name	BW	Rack	1	2	3	4	AH	Rank
68	BRA	PEREZ, Juanita	77.75	14	97	100	105		87.59	5
80	CHI	PEREZ, Juanita	78.00	14	105	105	111		91.85	3
3	MEX	PEREZ, Juanita	85.70	12	90	100	110		84.17	6
47	BRA	PEREZ, Juanita	85.40	12	96	96	104		87.66	4
30	BRA	PEREZ, Juanita	85.15	13	115	121	121	121	97.05	2
72	MEX	PEREZ, Juanita	113.55	16	105	110	115		82.92	7
17	MEX	PEREZ, Juanita	97.40	10	130	135	141	141	107.98	1

IF SUCCESSFUL, WILL BE RANKED 1st

WR = 160 kg JWR = kg AMR = 140 kg JAMR = kg

Example Scoreboard – AH Formula

4.23 NPC/NF Verification Form/Entry Data Checklist

During the Technical Meeting, the representatives of each NPC/NF must complete their final entry verifications. Each NPC/NF will be provided their NPC/NF Verification Form/Entry Data Checklist to:

- Verify or correct the spelling of the athlete's data (name and date of birth);
- Complete bodyweight category changes or cancellations;

through marking on this form, paying the change fees and returning it to the Technical Delegate.

The Technical Delegate will use these to adjust the schedule and other competition documents and provide these to OVR to adjust any competition documents produced by them.

NPC VERIFICATION FORM/ ENTRY DATA CHECKLIST POWERLIFTING				
As of THU 01 JAN 2018				
CAN - Canada				
Personal	Sport Specific	Preferred Names		Corrections (max characters)
Gender	SDMS No.	Print Name	DOE Johnathon	<u>DOE John</u> (35)
Male	54321	Print Initial Name	DOE J	_____ (18)
		TV Name	Johnathon DOE	<u>John DOE</u> (35)
Date of Birth	Bodyweight Category	TV Initial Name	J. DOE	_____ (18)
8 NOV 1973	+107kg X	Scoreboard Name 1	DOE JOHNATHON	_____ (xx)
	Change to -107kg	Scoreboard Name 2	DOE JOHNATHON	_____ (xx)
	180.0kg	Scoreboard Name 3	DOE	_____ (xx)
		Family Name	DOE	_____ (25)
		Given Name	JOHNATHON	<u>John</u> (25)
<hr/>				
Gender		Print Name	PUBLIC Joseph	_____ (35)
Male	43215	Print Initial Name	PUBLIC J	_____ (18)
		TV Name	Joseph PUBLIC	_____ (35)
Date of Birth	Bodyweight Category	TV Initial Name	J. PUBLIC	_____ (18)
11 SEP 1965	-80kg	Scoreboard Name 1	PUBLIC JOSEPH	_____ (xx)
		Scoreboard Name 2	PUBLIC JOSEPH	_____ (xx)
	Qualifying Standard	Scoreboard Name 3	PUBLIC J	_____ (xx)
	165.0kg	Family Name	PUBLIC	_____ (25)
		Given Name	JOSEPH	_____ (25)
<hr/>				
Date: <u>01 Jan</u> Time: <u>13:11</u> Name & Signature: <u>John Doe</u> <u>Signature</u>				

Example NPC/NF Verification Form/Entry Data Checklist

4.24 Victory Ceremonies

The Victory Ceremonies are an important moment for the athletes and their country. The general order of the Victory Ceremonies is:

- Entrance of the presenters and medallists
- Introduction of presenters (name and role)

- Introduction of the medallists (name and country)
- Medal and gift presentations (bronze, silver and gold)
- Raising of the national flags and playing of the gold medallist's national anthem
- Photo opportunity at the podium

During a session, if there are multiple events and/or bodyweight categories, the following order takes precedence, as directed by the competition schedule:

- Lowest bodyweight category
- Team event
- Junior individual open event
- Junior individual regional event
- Senior individual open event
- Senior individual regional event
- Mixed team event
- Women's team trophy
- Men's team trophy
- Overall team trophy

If the results for multiple Victory Ceremonies are identical (e.g., Men's Up To 49.00 kg Junior Open and Junior Regional), only one (1) Victory Ceremony may be presented on the FOP (the other Victory Ceremony will take place in the Warm-up Area), as directed by WPPO and the Technical Delegate.

4.25 Radio and Telephone Procedures

The telephone or radio system between the Technical Delegate, President of Jury and Marshall is considered an essential tool at competitions for the effective communication between these technical official roles in relation to the session.



Overview

A radio system is not a telephone, only one person can speak at a time, thus the idea of being brief and only talking when necessary.

Radios have several channels that can be used; however, to communicate with other radios, they must be using the same channel. All radios should be set to the same channel identified before the session commences by testing in the area to be used.

Push to Talk Button

The push-to-talk button can normally be found on the side of the radio or can sometimes be extended into a headset lead. After holding the button, a technical official should wait a few seconds before speaking.

Communications may not be private and can be heard by anyone with a radio tuned to the same channel.

General Usage Process

Proper radio technique will lead to being better understood. Understand that voice communication is never reproduced with studio quality or clarity. Remember that a simple message such "Go" may be heard as "No" and try to use unambiguous phrases that will reproduce without ambiguity.

The most important factor in the outgoing communication quality is the relative position of the mouth to the radio microphone. Know where it is and speak directly into it at a distance of about 3 cm. Speak at a moderate pace, neither too slow nor too fast, avoid slurring your words and never shout.

To make a communication, follow these steps:

- Listen to ensure the channel is free
- Form a concise, brief and compact thought
- Push the push-to-talk button
- Pause briefly, allowing other radios to receive the signal
- Say who is calling and to who
- Articulate the message clearly
- Release the button
- Wait for a response

If there are several users with radios, it may be necessary to establish contact with the desired recipient first by using an introductory "TD calling M". If the Marshall is available, they respond with "M here, go ahead". This protocol ensures the message is not lost if the recipient's attention is elsewhere.

Some suggested useful words and their meaning are:

Radio Word	Meaning
Negative	No
Correct/Affirmative	Yes
Say again/Repeat	Repeat last message
Go ahead	Proceed with message
Correction	Mistake made
Do you read?	Reply please
Stand by	Pause a moment
Out	Message complete – no reply expected
Over	Message complete – reply expected

Prior to the Session

The Technical Delegate with the LOC and Competition Director should:

- Ensure the radios and ear pieces are in working order with sufficient battery charging for the duration of the session.
- Ensure the radios are allocated to and equipped on the designated technical officials for the session.
- Ensure the designated technical officials understand the usage instructions of the radios and are tested.
- Ensure the radios are returned after each session, turned off, put on charge or stored away, in preparation for the next session.

4.26 Appendix 7: Minimum Qualification Standard Table

Appendix 7: Minimum Qualification Standard (MQS) Table is used to determine entry and qualification criteria for certain competitions as well as event viability.

In regards to the viability of an event (e.g., awarding medals on bodyweight categories and/or age groups with only one [1] athlete), at World Cups and National Competitions, the MQS for the respective bodyweight category for senior-aged athletes is considered the “Regional Games”; for junior-aged athletes, it is considered the “Regional Championships” by their age as determined by 31 December of the year of the competition.

4.27 Technical Rules and Regulations’ Adaptations for National Competitions

National competitions are fundamental to the development of Para powerlifting in a country. In this regard, several Technical Rules and Regulations must be adapted; this includes:

- Maximum entries by NPC/NF: change to by club;
- Warm-up passes by NPC/NF: change to by club;
- Bodyweight category change fee: as decided by the NPC/NF;
- Technical Meeting: conducted in local language or language of the Technical Delegate with translation.

- Technical Officials' Meeting: conducted in local language or language of the Technical Delegate with translation.
- Technical Official's accommodations, travel and per diem: as decided by the NPC/NF;
- Spotter Loaders' appointment and per diem: as decided by the NPC/NF;
- Team Event and Mixed Team Event: change to by club;
- Team Trophies: change to by club;
- Technical Announcer: change to local language;
- Chief Referee Commands: change to local language;
- Scoring System: where the WPPPO scoring system (including Referee Devices, Attempt Boards and Scoreboards) cannot be used, Referee flags and a digital system using a spreadsheet software should be used. It must include a visible countdown clock.
- Time Keeper attempt clock start time: change to immediately after the athlete's full name is announced in the local language.

Where club is used, this can also be adapted to by region, province or state.

In general, the Technical Delegate and LOC should apply common sense in adapting and applying these, however key Technical Rules and Regulations such the Kit Check, Weigh-in and lift sequences must be strictly followed.

Should there be a limited number of Technical Officials at the competition, the following positions should take priority:

- Referees (Chief, Left Side, Right Side)
- Marshall
- Technical Controller

Where necessary, other positions can be combined so that Technical Officials off of the FOP also act as the Technical Announcer, Manual Results Controller and Card Controller.

4.28 Technical Official Toolkit Items

At a competition, a Technical Official should have some necessary items, their "toolkit", to support their different roles. This includes:

Item	Details	Primary Role(s) Used
Copy of most recent Technical Rules and Regulations	Digital or printed	General
Copy of most recent Technical Official Handbook	Digital or printed	General
Pens	Multiple colours (e.g., red, blue, black, green, etc.)	Marshall, Technical Controller, Kit Check Official, Weigh-in Official, Jury Member, Manual Results Controller
Highlighters	Multiple colours	General
Correction pen or fluid	Standard	Marshall, Technical Controller, Kit Check Official, Weigh-in Official, Jury Member, Manual Results Controller

Item	Details	Primary Role(s) Used
Measuring tape	Minimum 220 cm with millimetre, centimetre and metre markers	Kit Check Official
Tape	Multiple colours (e.g., white, black, etc.)	Kit Check Process (for Athlete and Coach)
Scissors	Standard	Kit Check Process (for Athlete and Coach)
Clipboard	A4 size	Technical Controller
Stapler	Standard	Technical Delegate
Disinfection Wipes	Standard	Kit Check Process

5 Equipment

At all recognised competitions, only equipment from approved WPPPO suppliers is permitted.

The current list of approved suppliers is located in Appendix 10: WPPPO Equipment Requirements.

6 Chief Referee Commands and Signals

The Chief Referee commands and signals are used to communicate the start and rack of an athlete's lift. It is critical that all Technical Officials use the standard commands and signals and not anything different to avoid confusing the athletes. Commands and signals should always be delivered in a loud and clear way.

6.1 Start

As per the lift phase of the Start Sequence in the Technical Rules and Regulations, when the Chief Referee is satisfied that the requirements have been met within the two (2) minute time allowance, the Chief Referee should immediately deliver a loud and clear audible “start” command in English, along with the visual signal of the downward movement of the outstretched arm (as pictured on the right).

The coach not being in the designated area on the FOP does not affect the Chief Referee's ability to provide the start command; the Chief Referee and/or the Side Referees should calmly advise them to correct their position to the designated area.



6.2 Rack

As per the lift phase of the Rack Sequence in the Technical Rules and Regulations, when the Chief Referee considers the athlete to have completed the lift and has the bar under control at arms' length and with the elbows locked (if able to, as discussed in the briefing with the Kit Check Official and Technical Classifier), the Chief Referee should immediately deliver a loud and clear audible “rack” command in English, along with the visual signal of the backward movement of the outstretched arm (as pictured on the right).



If the athlete's attempt being made is unsuccessful, then an immediate “rack” command should be given.

7 Timing and Scoring System Details

7.1 Referee Terminal

At most recognised WPPPO competitions, a digital T&S system is used by the Referees to provide a decision on each athlete’s lift using a referee terminal. The terminal has five (5) buttons that symbolize the following:

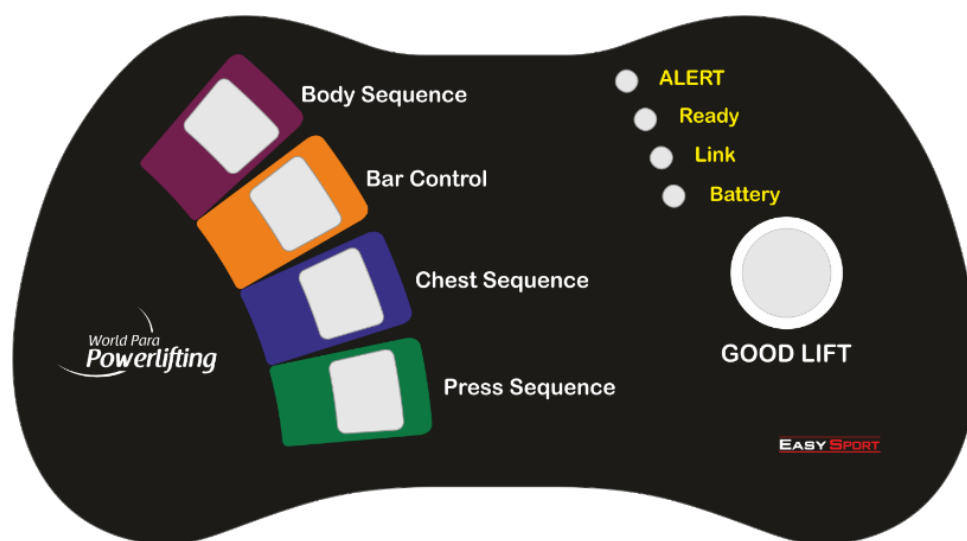
Button Colour	Decision	Rules and Regulations Reference
White	Good Lift	15.1
Purple	No Lift – Body Position Sequence	15.3.2
Orange	No Lift – Bar Control	15.3.3
Blue	No Lift – Chest Sequence	15.3.4
Green	No Lift – Press Sequence	15.3.5

After the completion of the lift, the Referees must press their decision(s). If it is decided that the lift was a “No Lift”, Referees must provide reasoning for their decision of their “No Lift” through the additional buttons. A single or multiple reasoning can be provided (e.g., a Right Side Referee can adjudicate “No Lift – Body Sequence”, “No Lift – Chest Sequence” and “No Lift – Press Sequence”).

Once the decision is made, it is locked and cannot be changed. The Referee must press the button(s) hard enough so that the button(s) is (are) illuminated. If a decision is not provided, a vibration or audible alarm will alert the Referee to provide a decision.

The Referee must always keep the specific terminal provided to them at their position and never change their terminal between them. Before the session event begins, the Referee should verify the device is powered on and connected (“Ready” should be illuminated); if not, notify the T&S Staff.

At recognised competitions with a T&S system with the Time Keeper Device, if an athlete fails to start their attempt within the allocated time, the Time Keeper will press a “No Lift” button from their position (the Referees do not need to press a button).



#

7.2 Jury Member Terminal

At most recognised WPP0 competitions, a digital jury system is used by the Jury Members to adjudicate the lift using a Jury terminal. The terminal has five (5) buttons that symbolize the following:

Colour	Decision	Abbreviation	Rules and Regulations Reference
White ○	Good Lift	GL	15.1
Purple ●	No Lift – Body Position	BP	15.3.2
Orange ●	No Lift – Bar Control	BC	15.3.3
Blue ●	No Lift – Chest Sequence	CH	15.3.4
Green ●	No Lift – Press Sequence	PR	15.3.5

After the completion of the lift, the Jury Members press their decision. If it is decided that the lift was a “No Lift”, the Jury Members must provide reasoning for their decision of their “No Lift” through the additional buttons. A single or multiple reasoning can be provided (e.g., a Jury Member can adjudicate “No Lift – Body Sequence”, “No Lift – Chest Sequence” and “No Lift – Press Sequence”).

Once the decision is made, it is locked and cannot be changed. The Jury Member must press the button(s) hard enough so that the button(s) is (are) illuminated. If a decision is not provided, a vibration or audible alarm will alert the Jury Member to provide a decision.

The Jury Members must always keep the specific Terminal provided to them at their table and never change their Terminal between them. Before the session event begins, each Jury Member should verify the device is powered on and connected (“Ready” should be illuminated); if not, notify the T&S Staff.


At recognised competitions with a T&S system with the Time Keeper Device, if an athlete fails to start their attempt within the allocated time, the Time Keeper will press a “No Lift” button from their position (the Jury Members do not need to press a button).

Additionally, the Jury Members must use the Start List/Score Sheet to manually record their lift decision, using the following legend (in the case if/when a technology issue occurs).

Mark	Meaning	Example
○	Good Lift	○ 100
- BP	No Lift – Body Position	105 BP
- BC	No Lift – Bar Control	105 BC
- CH	No Lift – Chest Sequence	105 CH
- PR	No Lift – Press Sequence	105 PR
- TE	No Lift – Time Elapsed	120 TE

7.3 Referee and Jury Terminal No Lift Button Rule References

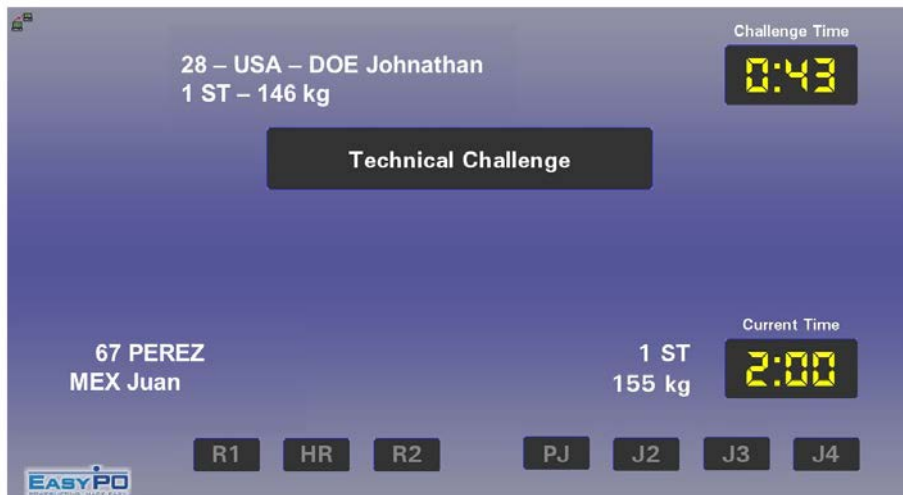
Button	Rules and Regulations Reference	Example
Body Position ●	15.3.2	<ul style="list-style-type: none"> If the athlete’s starting body position does not remain the same throughout the lift.

Button	Rules and Regulations Reference	Example
		<ul style="list-style-type: none"> ▪ If the athlete's head, shoulders, buttocks, legs and heels (if applicable) do not remain on/touching the bench during the entire lift. ▪ If the athlete's legs (where possible) do not remain fully extended during the entire lift (e.g. amputees). ▪ If the athlete does not always grip the bar with their thumbs wrapped around the bar. ▪ If all the fingers of the athlete are not wrapped firmly and safely around the circumference of the bar. ▪ If the spacing of the athlete's hands exceed 81cm from either forefinger as indicated by the markings on the bar. ▪ If the athlete begins the lift before the start command is given.
Bar Control 	15.3.3	<ul style="list-style-type: none"> ▪ If the bar is not taken under control at arm's length with locked elbows (subject to any special medical conditions). ▪ If there is contact between the bar and the spotter/loaders throughout the sequence. ▪ If the bar is lowered to the chest in an uncontrolled manner. ▪ Where the bar is pressed in an uncontrolled manner. ▪ Where there is a walking of the bar (i.e. when there are unequal extensions of each arm simultaneously opposed to one equal movement at the same time and speed). ▪ Where there are lateral movements of the hands along the bar.
Chest Sequence 	15.3.4	<ul style="list-style-type: none"> ▪ If there is not a noticeably visual stop on the chest displaying a definitive break between the eccentric and concentric (down and up) movement of the bar. ▪ If the bar has stopped on the chest and sinks into the chest at any time before being pressed upwards. ▪ If the bar does not touch and stop on the chest. ▪ Where the bar is heaved (i.e. when the bar travels down, stops on the chest, and is then 'heaved' back up using several upper body parts, such as the shoulders, to assist the press). ▪ Where the bar is bouncing (i.e. when the bar travels down, presses into the chest without stopping in an uncontrolled manner and is immediately pressed up again).
Press Sequence 	15.3.5	<ul style="list-style-type: none"> ▪ If the athlete fails to press the bar. ▪ Where the bar is not pressed upwards equally. ▪ Where the bar moves downwards towards the chest during the press sequence. ▪ If there is not an equal extension as the bar is pressed to arm's length with no equally timed lock out of both arms. ▪ If the athlete does not maintain the lock out of both arms with the bar under control until the rack command is given. ▪ If the bar is placed onto the racks prior to receiving the rack command.

7.4 President of the Jury Terminal

In addition to the Jury Member terminal, the President of the Jury will have an additional terminal with a monitor. The terminal collects the Jury Members' decisions; only if a Technical Challenge is lodged, it automatically displays the decision ("Approved" or "Rejected"). The terminal displays the one (1)

minute technical challenge time as soon as the Referees' decision is displayed and resets when the athlete's result is displayed.



Example President of Jury Terminal – After Attempt



Example President of Jury Terminal – Technical Challenge Submitted and Rejected



Example President of Jury Terminal – Technical Challenge Submitted and Approved

Additionally, the President of Jury will have a Technical Challenge Card Reader, where the athlete or their coach places the Technical Challenge Card (in the form of a magnetic card) on the reader within the one (1) minute time limit to automatically stop the countdown and to automatically reveal the Jury decision through the terminal. The Technical Challenge Card Reader has a countdown timer display that is linked to the T&S system and one (1) minute time limit to submit the Technical Challenge.



Example President of Jury Technical Challenge Card Reader



Example President of Jury Technical Challenge Card Reader – With Technical Challenge Card

7.5 Flag System

At WPO approved competitions or should a technology issue occur with the digital system at other recognised WPO competitions, a flag system is used by the referees to adjudicate the lift.

The flags symbolize the following:

Colour	Decision	Hand Use
White	Good Lift	Right

Red	No Lift	Left
-----	---------	------

The Chief Referee instructs the Side Referees to provide their decision in synchronisation with the command of “Referees... (pause of three (3) seconds) flag”, raising the flag above the head without eye contact (eyes facing down).

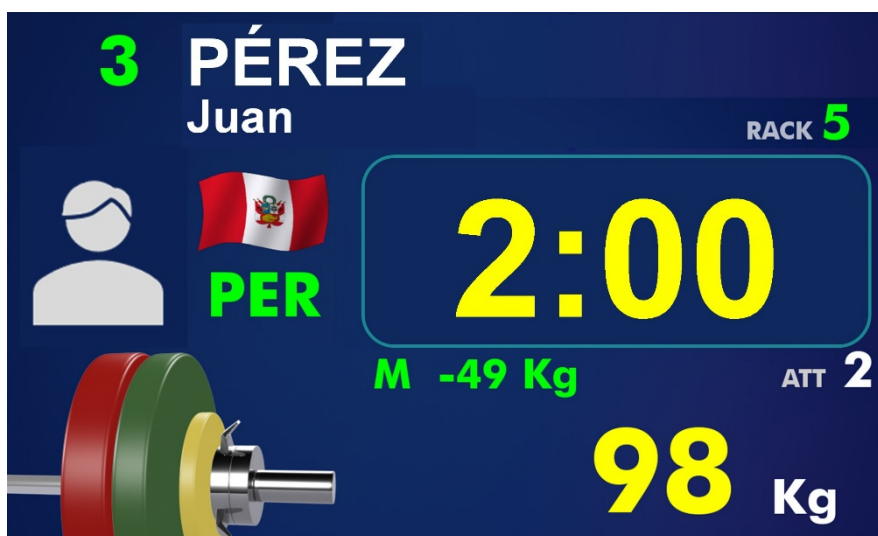
When being used, the white flag (“Good Lift”) should always be held in the right hand whereas the red flag (“No Lift”) should always be held in the left hand. The Referees should keep the flags neatly organised by their position, within close reach.

At recognised competitions where a T&S system is not used, if an athlete fails to start their attempt within the allocated time, the Referees must indicate this using the red “No Lift” flag.



7.6 Attempt Board


The Attempt Board is a monitor that displays key information of the athlete’s lift attempt and subsequent decision for the Technical Officials, Spotter Loaders and spectators.



Example Attempt Board - Before Lift

3 PÉREZ
Juan

RACK **5**

  **PER**

2:00

M -49 Kg THE POWER LIFT

98 JWR
Kg



Example Attempt Board - Before Lift (Record Attempt)

3 PÉREZ
Juan

RACK **5**

  **PER**

2:00

THE POWER LIFT



98 Kg



Example Attempt Board - Before Lift (Power Lift)


24 PÉREZ
Juan

RACK **11**

  **GUA**

M -49 Kg ATT **1**

85 Kg



Example Attempt Board - After Lift (Good Lift)



Example Attempt Board - After Lift (No Lift)

8 Communication Protocol

8.1 Local Organising Committees

Technical Officials should always include WPPO in communications with competition LOCs to ensure proper preparations and operations leading up to and at the competition, and for WPPO to be informed should anything require intervention.

8.2 Media Interaction

Media coverage at WPPO competitions is growing. Technical Officials are important representatives of WPPO and the IPC, and must be aware of the possible impact of their actions. Members of the media may closely scrutinize Technical Officials' decisions.

Realize that Technical Officials actions may be observed and judged, and act accordingly; make this an opportunity to impress the world.

Requests

All requests from the media to talk to a Technical Official must be forwarded through the IPC Media Relations Officer and the Competition Director. This is to avoid that the Technical Officials are caught off guard or asked a question immediately after a session.

The IPC Media Relations Officer and the Competition Director will together evaluate the validity of the request and circumstances, and together make a judgment whether the Technical Official will be brought to the mixed-zone or the media interview room.

All impromptu interview requests directly to the Technical Official about officiating, Rules, or rule interpretations outside the designated media zone must be politely declined.

Interactions

In all Technical Official-media interactions where the questions are about officiating, rules, or rule interpretations; the Technical Delegate with an excellent command of English must be present as support for the Technical Official. The Technical Delegate does not need to intervene into the interview, unless specifically asked by the Technical Official or when a clarification is needed.

In cases where the Technical Official is not sure about the validity of the question, they should ask the media to postpone the question for later or use the phrase "no comment."

A Technical Official should never comment on the performance of another Technical Official.

8.3 Social Media

If a Technical Official has a personal social media account, they should feel free to post about the competition, host city and country, when not appointed in a role in the session. It is encouraged to use the event or WPPO hashtags to promote the competition and sport in a positive and dignified way.

Technical Officials should remember they represent the sport, other Technical Officials and WPPO, and should always take a moment and think before posting, and carefully select the information and images being posted. It is strongly recommended not to post about athletes, coaches, NPCs/NFs, Local Organising Committees, other Technical Officials or any other entity to avoid the perception of biased

judgement. They should never post about specific performances or judgements, whether it be for a competition officiating, one watched or in general. Posts should be not be focused on the negative aspects of a competition, host city or country.

At Paralympic Games and other major Games, the respective social media policy of the organising committee and/or organisation supersedes World Para Powerlifting's.

9 Appointment Process

9.1 Technical Delegate

WPPO Management will appoint the Technical Delegate with consideration of the below guiding criteria:

- Be actively licensed for the current Championships cycle as a WPPO International Technical Official*.
- Have signed the current Officials' Engagement Agreement.
- Have completed the Introduction to Para Sport online course and uploaded the certificate of completion on their SDMS Profile.
- Be knowledgeable of the most recent Technical Rules and Regulations.
- Have experience and understand the application of the most recent Technical Rules and Regulations.
- The results from their most recent theoretical and practical assessment conducted in the according Championships cycle.
- Have demonstrated knowledge and understanding of competition organisational, operational and technical procedures.
- Be located within reasonable proximity of the competition host city and country (priority given to Technical Delegates from the host region).
- Have provided WPPO their availability for appointment to the competition via SDMS by the given deadline as well as being readily available and capable of the TD's responsibilities.
- Be fit for travel and work extended hours in trying conditions.
- Have a positive attitude and be an active team player.
- Be proactive and able to lead, support and advise the Technical Officials team.
- Conduct, present and represent themselves and WPPO in a positive and professional manner.
- Have a strong command of the English language (language of the competition host country is considered a strong asset).
- Possess strong computer and technology skills, particularly the Microsoft Office suite.
- Have effective leadership and the ability to oversee and direct Para powerlifting competitions.
- Have displayed integrity and ethical conduct in the role of a WPPO Technical Official.
- Have a valid passport with at least six (6) months of validity from the end of the of the competition and that the scan of the passport is uploaded to their SDMS profile.
- Have good communication skills and the ability to effectively interact with all parties involved in the competition.
- Have the availability following appointment to attend technical site visits, when and where required, and complete any necessary tasks within the lead up to the competition.
- Have knowledge and understanding of risk identification, projection, mitigation, monitoring and management.
- Have completed and passed the WPPO TD Course (implementation date to be confirmed).

* Valid until the WPPO Technical Delegate Course is implemented.

9.2 Level 1 and 2 Technical Officials

WPPO Management in consultation with the appointed Technical Delegate of the competition will make the final appointments of Level 1 and 2 Technical Officials with consideration of the below guiding criteria:

- Be actively licensed for the current Paralympic cycle as a WPPO Level 1 or Level 2 Technical Official.
- Have signed the current Officials' Engagement Agreement.
- Have completed the Introduction to Para Sport online course and uploaded the certificate of completion on their SDMS Profile.
- Be knowledgeable of the most recent Technical Rules and Regulations.
- Understand the application of the most recent Technical Rules and Regulations.
- The participation, results and level of engagement in certification courses and ongoing educational activities (e.g., Refresh Courses, Technical Official Hub, etc.).
- Ensure the correct balance of WPPO Level 1 and 2 Technical Officials (balancing the availability on a yearly basis).
- Have provided WPPO with their availability for the competition via SDMS by the requested deadline.
- Consider the necessary number of female and male International Technical Officials for the competition to operate accordingly.
- Have a balance of technical officials to ensure geographical representation.
- Be fit for travel and work extended hours in trying conditions.
- Have a positive attitude and be an active team player.
- Have displayed integrity and ethical conduct in the role of a WPPO Technical Official.
- Have a valid passport with as least six (6) months of validity from the end of the of the competition and that the scan of the passport is uploaded to their SDMS profile.
- Conduct, present and represent themselves and WPPO in a positive and professional manner.
- Consider the Technical Officials' performances from past competitions based upon the feedback provided from Technical Official Evaluations.

9.3 Level 3 Technical Officials

WPPO Management in consultation with the appointed Technical Delegate of the competition will make the final appointments of Level 3(National) Technical Officials with consideration of the guiding criteria as outlined in the Selection Principles document as well as NPC/NF and LOC recommendations.

9.4 Sport Data Management System

All availability requests and appointments for Level 1 and 2 Technical Officials is completed through the IPC Sport Data Management System (SDMS).

Listing your availability through SDMS is simple, fast and easy, and offer the benefits of:

- Being able to manage your own profile;
- Selecting your preferred/updated photo for accreditation;
- Maintaining your correct uniform sizes and profile information;
- Listing your availability for competitions quickly and easily;
- Viewing if you are appointed to a competition or not; and

- Having a common place to download your appointment letters.

Important Links

Login:	https://db.ipc-services.org/sdms
Password Reset^:	https://db.ipc-services.org/sdms/app/password-reset
Username Request*:	https://db.ipc-services.org/sdms/app/username-request

Please store your username and password in a safe and secure place.

If you forgot your password: Please visit the webpage (<https://db.ipc-services.org/sdms/app/password-reset>) and enter your username and email address. Within a few minutes, you should receive that automatically generated email containing links and instructions to reset your password.

If you don't know your account details: Please visit the webpage (<https://db.ipc-services.org/sdms/app/username-request>) and enter your email address. You will automatically receive a message with your personal username and password. For technical support, please contact: sdmsadmin@paralympic.org

Timelines

For availability requests to one (1) or multiple competition(s): You will receive a notification email detailing the competition name and dates as well as the link and deadline to login to SDMS to update your availability. You must complete this within two (2) weeks from the date of receiving the email or you will not be considered for appointment for the competition(s).

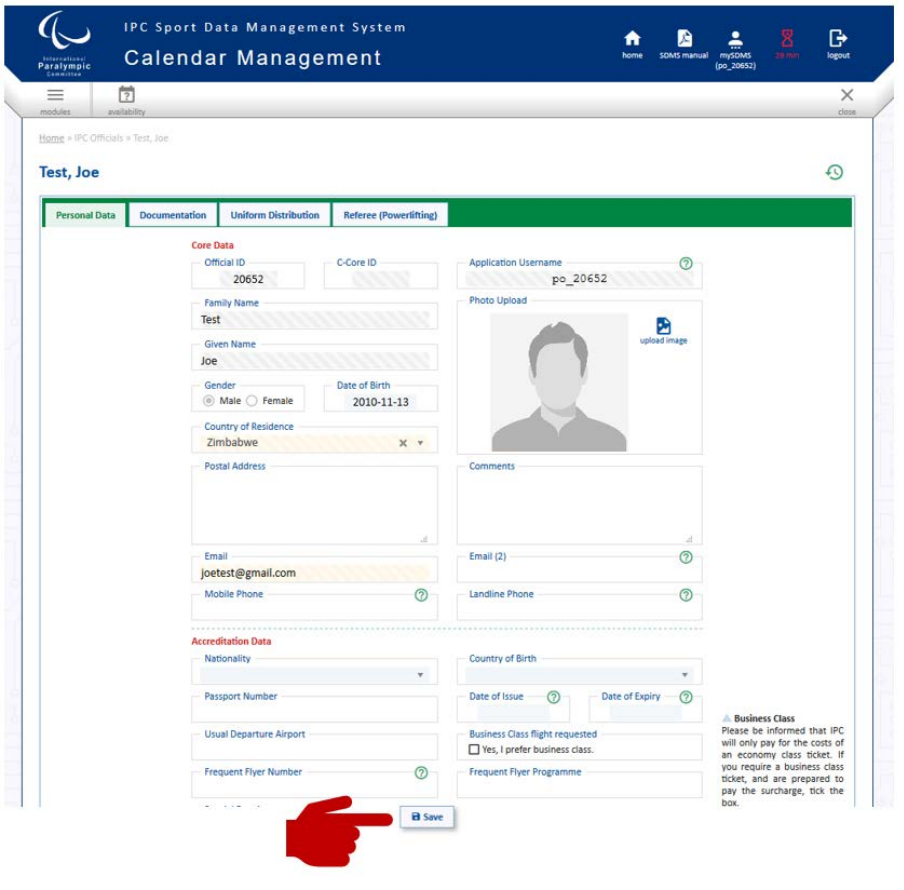
For appointment status: You will not receive a notification and will need to login to SDMS to view if you were appointed or not. WPPO will provide status updates and appointments within due time from the availability request deadline.

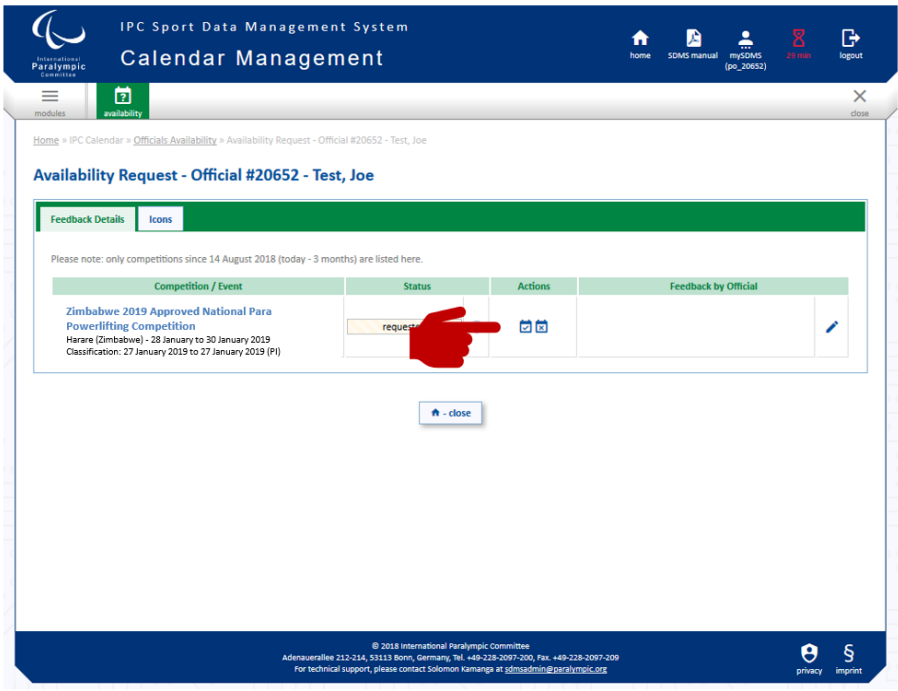
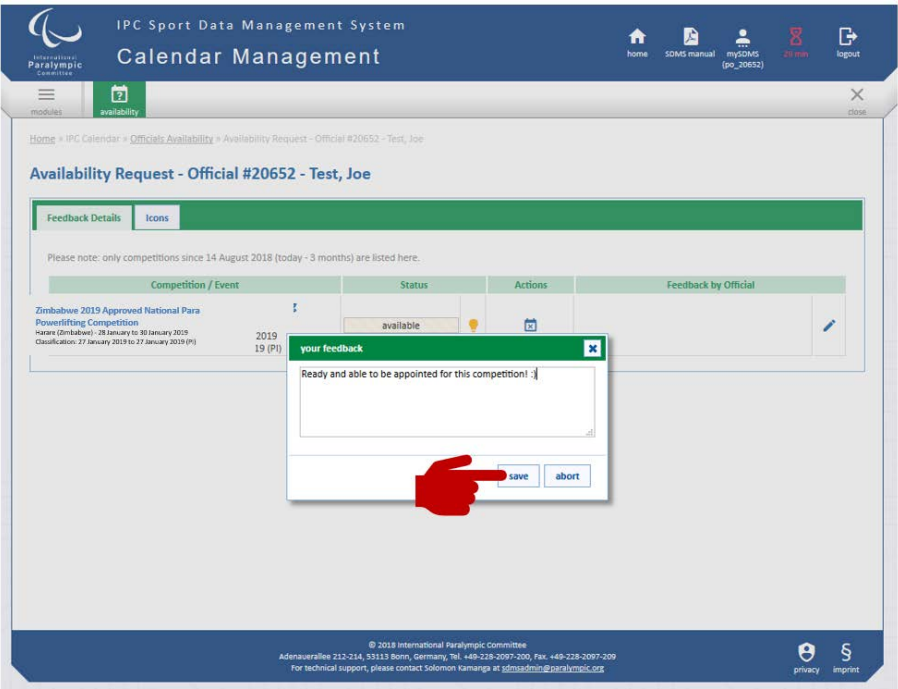
If you are appointed, your status will be changed to “Assigned” and your official letter will be available to download on SDMS.

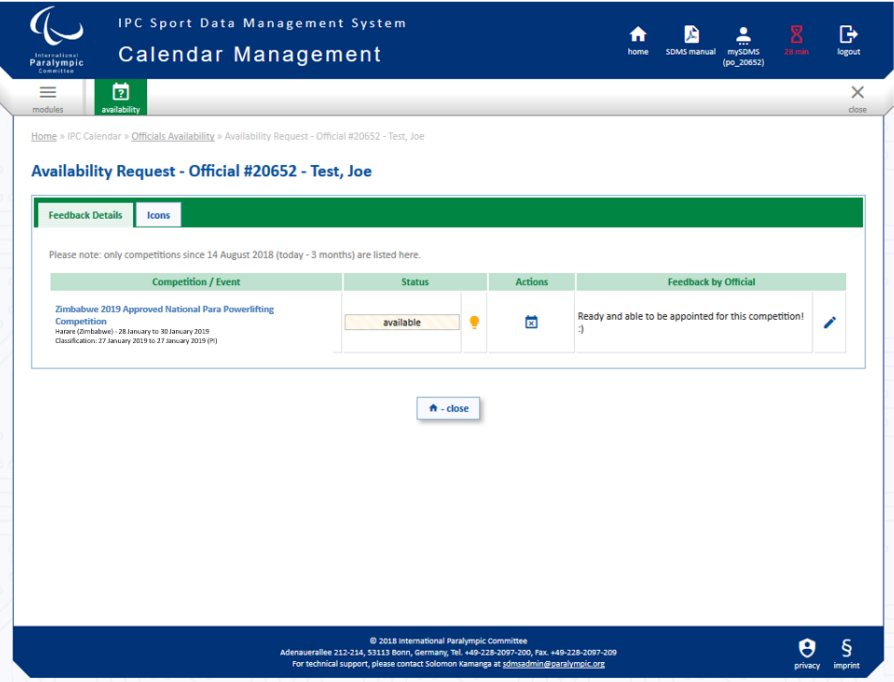
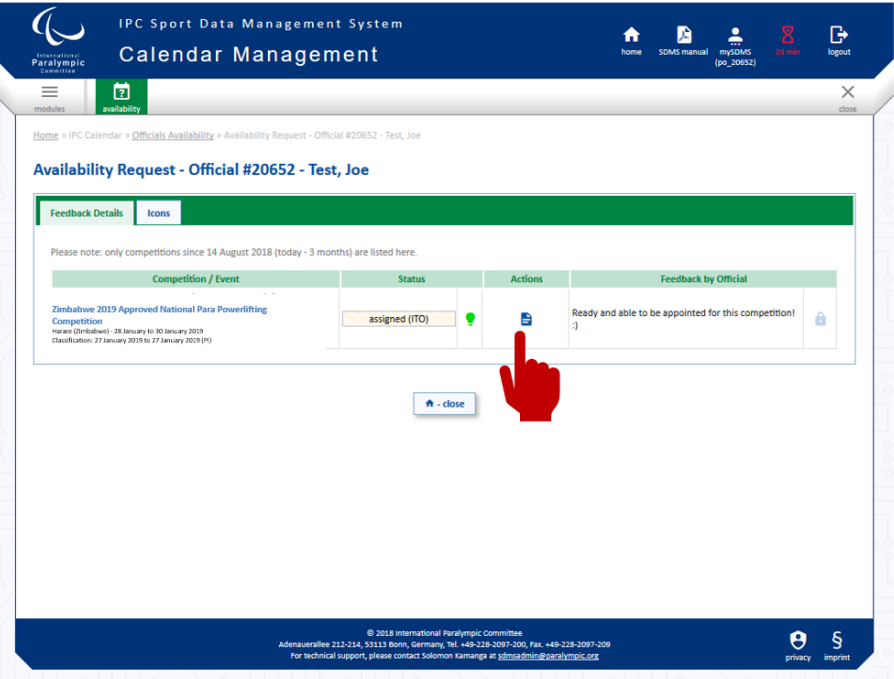
If you are not appointed, your status will be changed to “Not Assigned”.

Instructions

Instruction	Image
<p>Login Page</p> <ul style="list-style-type: none"> Enter username and password in login section Click “Login” 	
<p>Homepage</p> <ul style="list-style-type: none"> To update your SDMS Profile, click “My IPC Profile” To provide your availability, click “My Availability for Events” 	

Instruction	Image
<p>Profile Page</p> <ul style="list-style-type: none"> To update the information on your profile, input the updated information and correct information To ensure it is saved, click “Save” 	 <p>The screenshot shows the 'Calendar Management' interface for a user named 'Test, Joe'. The page is divided into sections: 'Core Data' and 'Accreditation Data'. The 'Core Data' section includes fields for Official ID (20652), C-Core ID, Application Username (po_20652), Family Name (Test), Given Name (Joe), Gender (Male selected), Date of Birth (2010-11-13), Country of Residence (Zimbabwe), Postal Address, Email (joetest@gmail.com), Mobile Phone, and Landline Phone. The 'Accreditation Data' section includes fields for Nationality, Country of Birth, Passport Number, Date of Issue, Date of Expiry, Usual Departure Airport, Frequent Flyer Number, and Frequent Flyer Programme. A 'Business Class' section has a checkbox for 'Yes, I prefer business class.' A red hand icon points to the 'Save' button at the bottom right of the form.</p>
<p>Availability Request Email</p>	<p>Dear Officials,</p> <p>you are kindly requested to provide feedback of your availability to following competition(s):</p> <p>28 January – 30 January 2019 [POZ119] Zimbabwe 2019 Approved National Para Powerlifting Competition (In Harare, Zimbabwe)</p> <p>Please submit your availability by 27 November 2018 to be considered for appointment to these events. For your appointment status: You will not receive a notification and will need to login to SDMS to view if you were appointed or not. If you are appointed, your official letter will be available via SDMS. WPPD will provide status updates and appointments within two (2) weeks from the availability request deadline.</p> <p>SDMS Login:</p> <p>If you know your account details: Please login to SDMS (https://db.ipc-services.org/sdms) and click on 'My Availabilities for Events'. If you don't have an account: Please go to https://db.ipc-services.org/sdms/app/username-request and enter your email address. You will automatically receive a message with your personal username and instructions to register your own secret password. Please note: passwords are never sent by email for security reasons to protect the data of the Paralympic Movement. Forgotten passwords can be reset by using the 'I forgot my password' link on the SDMS login page. For technical issues regarding SDMS, please contact sdmsadmin@paralympic.org.</p> <p>Should you have any questions or concerns, please contact us at your convenience.</p>

Instruction	Image
<p>Availability for Events Page</p> <ul style="list-style-type: none"> To update your availability for requested WPO competitions, click the “✓” for “Available” or “X” for “Unavailable” To add a comment/feedback for the competition availability, click the pencil icon 	 <p>The screenshot shows the 'Calendar Management' interface. At the top, there's a navigation bar with 'IPC Sport Data Management System' and 'Calendar Management'. Below that, a breadcrumb trail reads 'Home > IPC Calendar > Officials Availability > Availability Request - Official #20652 - Test, Joe'. The main content area has tabs for 'Feedback Details' and 'Icons'. A table lists competitions with columns for 'Competition / Event', 'Status', 'Actions', and 'Feedback by Official'. The first row shows 'Zimbabwe 2019 Approved National Para Powerlifting Competition' with a status of 'request'. A red hand icon points to the 'request' status. Below the table is a '- close' button.</p>
<p>Availability for Events Page: Feedback Input</p> <ul style="list-style-type: none"> Input your comment/feedback To save your comment/feedback, click “Save” 	 <p>This screenshot is similar to the first one but shows a 'your feedback' dialog box overlaid on the table. The dialog box has a text input field containing 'Ready and able to be appointed for this competition!'. Below the input field are 'save' and 'abort' buttons. A red hand icon points to the 'save' button. The background table now shows the status as 'available'.</p>

Instruction	Image
<p>Availability for Events Page: Availability Inputted</p> <ul style="list-style-type: none"> Following the availability request deadline, WPO will provide status updates and appointments for the competition The system will not send you a direct notification as to the outcome of your appointment If you are appointed, your official appointment letter will be available via SDMS after the availability request deadline by clicking the letter icon 	
<p>Availability for Events Page: Appointment Letter</p>	

9.5 Mixed Team Event Referees

For the mixed team event knockout phase, third (3rd) place and finals' competition at WPO World Cups and Championships, Referees will be automatically assigned by the computer system from the pool of appointed Technical Officials ensuring the following:

- All Technical Officials are certified Level 1 or Level 2;
- There is not more than one (1) referee from the same country;
- There is a maximum of two (2) referees of the same gender.

10 Logistics

10.1 General

The responsibility for general costs accrued by Technical Officials, such as travel, accommodation, meals, visa and per diem costs are in accordance with the Technical Requirements made for each specific competition.

Any special requests or deviations may be subject to additional costs for the Technical Official.

All costs expected to be reimbursed by the LOC must be explicitly approved by the LOC in writing. Following the Technical Official Meeting, the Technical Official must provide the original receipts to the LOC in order to process the reimbursement.

Accommodation, Meals and Transportation

Suitable accommodations, meals and transportation will be arranged during the required period at a competition. Accommodations may be in twin room or single rooms. Twin room accommodations will always be arranged with someone of the same gender unless a special request is made to and agreed by the LOC.

Self-funded Technical Officials

Depending on the competition level, size and LOC, an opportunity can exist for a Technical Official to further their experience and knowledge on a self-funded basis (own responsibility to incur all expenses and to organise logistics).

If a Technical Official was not appointed for a competition and is interested in serving at this competition, they should contact WPPO to register their interest within an appropriate timeframe. The opportunity may be limited to a number of Technical Officials and will be considered on a case-by-case basis.

10.2 Level of Services

The level of services and support provided for Technical Officials at the different levels of competitions will vary. At competitions such as Regional Games, WPPO has no control and/or jurisdiction over these levels of service.

10.3 Travel Arrangements

When travel arrangements are required for a competition, the LOC will arrange the travel to and from the competition in accordance with the Technical Requirements for the specific competition. It is essential that the Technical Official is attentive and in communication to confirm travel bookings. Should a response not be received in a timely manner, the Technical Official's appointment and reservation may be cancelled.

Prior to departure, the Technical Official must verify their bookings, check into their flight and have all of their important documents and information in a safe spot, including the names, email addresses and telephone numbers of the relevant LOC and WPPO contacts.

Should a Technical Official encounter any difficulties, such as a missed flight connection, they should immediately inform the LOC or WPPO by phone and/or email.

Upon arrival, a Technical Official may need to wait for transportation approximately two (2) hours due to traffic and logistical concerns.

Baggage Allowance and Limitations

Depending on the travel provider and ticket class purchased, baggage allowance and limitations exist. The Technical Official should consult the travel booking and/or travel provider to determine this ahead of their departure.

Exceeding the baggage allowance and limits can be extremely costly and WPPO will not reimburse a Technical Official for any overweight expenses. Any additional charges will be the responsibility of the Technical Official (or the LOC with prior written approval), depending on the arrangements made for the competition.

10.4 Passport, Visa and Other Documentation

For a Technical Official who wishes to be appointed for a competition in another country, it is essential they have a valid passport with at least six (6) months of validity from the end date of the competition.

Depending on the competition location, the nationality of a Technical Official and the travel itinerary, an entry visa may be required. It is the sole responsibility of the Technical Official to determine if a visa is required for travel. When a visa is required, Technical Officials should contact the LOC and WPPO for assistance in securing a visa invitation letter and the visa. It is essential that the Technical Official plans in advance in preparing, submitting and collecting their visa far in advance of the competition.

If the Technical Official intends to drive to the competition or drive while abroad, they should contact their national automobile association to determine if an international driver's license is required.

10.5 Currency and Per Diem

It is advised to travel with some local currency of the competition host country and/or an international credit card.

A per diem may be given to Technical Officials at a rate in accordance to the Technical Requirements for the specific competition for the period of the competition days in Euros or the currency of the host country. Generally, this is provided at the Technical Official Meeting, ahead of the competition and must always be signed for.

10.6 Jet Lag

Jet lag is a real condition, but its effects can be minimized. While travelling, it is advised to maximize sleep and fluid intake. Upon reaching the destination, continue to drink fluids and establish normal sleeping patterns quickly.

10.7 Language and Local Customs

Competitions take place in different countries around the world. A Technical Official should take the time to learn a few words or phrases in the language of the country (e.g., “please” or “thank you”).

Technical Officials should be generally aware of the customs and culture of the country in which the competition takes place. Technical Officials should consider conducting some research or making contact with fellow Technical Officials who have previously travelled to the same destination in advance of the competition, taking into account the guidelines on attitude and expected behaviour outlined in the section above.

10.8 Uniform

Technical Officials must be dressed consistently. The uniform of Technical Officials generally consists of:

- Polo shirt
- Black pants
- Dark coloured shoes

Based on the level of competition, the polo will be provided by WPP0 and/or the LOC but must be consistent for all Technical Officials. Please note that at IPC Championships and World Cups, ASICS is the official sport apparel supplier of WPP0. Technical Official appointed to these competitions should wear the provided ASICS uniform with no other clothing brands visible in combination. If for some exceptional reason other brand or non-branded products are combined with the ASICS products, please ensure there are no visible brand elements/designs/pictures. Products are intended to last for the current cycle (until 31 December 2021) and thus they should not be worn for private use or off-duty. Do not give away or sell any products.

In the case that a Technical Official does not receive the ASICS uniform, any black polo shirt, black pants and dark coloured shoes should be worn in lieu of.



Technical Officials must wear the official uniform while in their appointed official duty during the competition. The products must be in clean presentable condition.

Spotter Loaders

Spotter Loaders must be dressed consistently, as decided by the LOC. Generally, the uniform consists of:

- Polo or t-shirt
- Shorts or pants
- Socks
- Athletic shoes

Spotter Loaders must wear the official uniform while in their appointed official duty during the competition. The products must be in clean presentable condition.



General


At Paralympic Games and other Multi-sport Games, only the uniform issued by the LOC may be worn. If no Games uniform is issued, Technical Officials are expected to wear the WPPPO Technical Official Uniform.

Technical Officials are forbidden to wear the pins, crests, logos or identification of any NPC, NF or nation on any items during the event to not create an impression of partiality.

10.9 Accreditation Pass

The Technical Officials receive an accreditation pass that grants them access to various competition services, including functional areas, meals and transportation.

It is important that Technical Officials wear the accreditation pass to ensure their access as necessary. When not using the accreditation pass, it is important that it is kept in a safe and secure place to ensure it is not lost or stolen.



10.10 Medical

Emergency medical services for Technical Officials are provided when acting as a Technical Official. Generally, this will consist of first aid coverage at the competition and transportation to a suitable medical facility if necessary.

10.11 Smoking


Smoking is prohibited during competition at all venues of recognised WPPO competitions.

10.12 Insurance

Insurance for Technical Officials is provided through WPPO and the IPC, according to the Officials Engagement Agreement.

11 Continual Development as a Technical Official

Gaining your certification as a Technical Official is a necessary step to officiating at official WPPO competitions but it is equally as important to maintain and enhance one's knowledge, understanding and application of the Technical Rules and Regulations, and the various roles, responsibilities and processes associated with being a Technical Official. Some recommended activities and tips in this regard are as follows:



11.1 Continual Review of the Technical Rules and Regulations

Continually reading and reviewing the Technical Rules and Regulations as well as the Technical Official Handbook is essential to becoming a consistent and effective Technical Official.

It should always be verified that a Technical Official is reviewing the most recent Technical Rules and Regulations.

11.2 Gaining of Experience and Receiving Feedback at Competitions

Gaining of experience as a Technical Official allows one to practice and perform their skills as a Technical Official.

A Technical Official should contact WPPO and LOCs to be appointed for competitions at different levels in different countries. While at these competitions, Technical Officials should request feedback from the Technical Delegate to look for areas of strengths, weaknesses and improvements.

11.3 Review of Competition Videos

Reviewing of competition videos can assist a Technical Official in identifying successes and errors of their own performance or provide the opportunity to practice their skills. Competition videos can present a lift or situation that may take many competitions to experience. Lifts can be reviewed,

including in slow motion; this can be used to learn why the decision was correct, but also to examine the decision-making process and key indicators leading to that particular decision.

Competition videos will allow a Technical Official the ability to critique oneself. It is a good idea to focus on one's movements, posture, positioning and decisions. It may also be beneficial to review competition videos of oneself with a Technical Official certified at a higher level in order to obtain feedback.

All Technical Officials have free access to LiftED (Lift Educational Video Database) that features thousands and lift clips, which is available at the following link: <http://tiny.cc/wppo-lifted>

11.4 Participation in the Technical Official Hub

Participating in the Technical Official Hub can support a Technical Official in developing their knowledge and skills through different activities and discussions.

The Technical Official Hub is an online, living education platform that allows one to:

- communicate with other Technical Officials around the world to build teamwork and chemistry;
- receive different news, interpretations and information from WPPPO;
- learn and participate in different continued professional development opportunities;
- best prepare for the technical operations of different competitions; and
- receive a schedule for different meetings and events through the calendar.

All Technical Officials have free access to the Technical Official Hub, which is available at the following link: <http://tiny.cc/wppo-to-hub>

11.5 Self-Review of Competitions

Self-review activities at competitions can assist a Technical Official in identifying areas of strength, weakness and improvement. Keeping a journal between competitions can aid in seeing progression or aspects to improve over time.

12 Qualification and Licensing

12.1 License Validity

A Technical Official license is valid from the date the course is successfully passed until the end of the current cycle (31 December of the year of the World Championships following the Paralympic Games).

12.2 Level Maintenance

To maintain a level for the subsequent cycle, a Technical Official must have paid their License Fee and have attended a course, passing the theoretical and practical examinations at the level they currently hold. They must have also attained the experience requirements for that level.

12.3 License Fee

The license fee for the cycle for a Technical Official is 60 EUR.

For new Level 3 Technical Officials, the License Fee is incorporated into the cost of the course.

For existing Technical Officials, the License Fee must be paid at the start of the new cycle before attending a course. A Technical Official is not considered active and certified until the License Fee is paid, the course has been attended and the relevant theoretical and practical examinations have been passed.

12.4 Periodic Health Evaluations

Technical Officials may be required to undergo and provide proof of Periodic Health Evaluations, as identified and required by the IPC Medical Department, according to the relevant guidelines specified.

12.5 Examination Results

To be considered successful and officially certified as a Technical Official for each respective level, the Technical Official must pass the course with the following grades:

Level 1	<ul style="list-style-type: none">▪ Theoretical: 90%▪ Practical: 90%
Level 2	<ul style="list-style-type: none">▪ Theoretical: 85%▪ Practical: 85%
Level 3	<ul style="list-style-type: none">▪ Theoretical: 80%▪ Practical: 80%

12.6 Groupings of Competitions

Group 1	Group 2	Group 3
<ul style="list-style-type: none"> ▪ Paralympic Games ▪ Senior World Championships ▪ Junior World Championships ▪ Senior Regional Championships ▪ Junior Regional Championships 	<ul style="list-style-type: none"> ▪ Regional Games ▪ World Cups 	<ul style="list-style-type: none"> ▪ Youth Para Games ▪ Sub-Regional Games ▪ International competitions ▪ National competitions

12.7 Competition Experience Requirements

To maintain or upgrade a level, a Technical Official must have been appointed to and fully served a certain number of recognised WPP0 competitions:

Level 1	Four (4) competitions (Minimum two (2) group 1-2 competitions)
Level 2	Four (4) competitions (Minimum two (2) group 1-2 competitions)
Level 3	No set requirements

Candidates may use competitions from the current cycle to reach the experience requirement to maintain or upgrade their level. Each competition may only be used once in this respect.

12.8 Entitlements by Level Earned

Level 1	<ul style="list-style-type: none"> ▪ May be appointed as the following positions at any group 1-3 competition: <ul style="list-style-type: none"> ○ Technical Delegate* ○ Technical Delegate Assistant ○ Competition Secretary ○ President of Jury ○ Member of Jury ○ Referee (Chief, Left and Right) ○ Any Level 2 or 3 position <p>* Until the IPC Sports Technical Delegates' Course is implemented, a Technical Delegate can only be a Level 1 Technical Official.</p>
Level 2	<ul style="list-style-type: none"> ▪ May be appointed as the following positions at any group 1-3 competition: <ul style="list-style-type: none"> ○ Assistant Technical Delegate ○ Referee (Left and Right) ○ Marshall ○ Technical Controller

	<ul style="list-style-type: none"> ○ Weigh-in Official ○ Kit Check Official ○ All other Level 3 positions ▪ May be appointed as a Chief Referee at a Group 2-3 competition. ▪ May be appointed as the Technical Delegate at a Group 3 competition.
Level 3	<ul style="list-style-type: none"> ▪ May be appointed as the following positions at any group 1-3 competition: <ul style="list-style-type: none"> ○ Technical Controller, 1, 2, 3 and 4 ○ Card Controller ○ Timekeeper ○ Technical Announcer ○ Manual Results Controller ▪ May be appointed as the Technical Controller at any group 2 competition. ▪ May be appointed as the following positions at a group 3 competition: <ul style="list-style-type: none"> ○ Referee (Chief, Left and Right) ○ Marshall ○ Kit Check Official ○ Weigh-in Official

The Technical Delegate of the competition should make every effort to ensure the Entitlements by Level Earned are respected when creating and managing the Duty Roster.

12.9 Inactivity/Interruption

If a Technical Official is inactive (has not been appointed for a recognised WPPO competition) for two (2) calendar years after licensing and level achievement, the Technical Official must attend a recertification course before they are considered actively licensed. They are required to successfully pass the theoretical and practical examination of their existing level.

A Technical Official may be considered to be inactive should they not participate in any requested continued professional development education activities and/or training courses.

12.10 Upgrading, Failure and Re-testing

Candidates who wish to upgrade their certification or retake a course following failure are able to do this twice (2) during the current World Championship cycle (a total of three (3) courses taken from 1 January in the first year of a cycle to 31 December the year following the subsequent Paralympic Games). Candidates who fail are not provided refunds of their original course candidate fee and must pay the full fee for the subsequent course. The candidate must take the entire course and examination each time. Only the results from the subsequent course will be valid.

12.11 Fast Track Level Attainment Consideration

First-time level 3 candidates who achieve exemplary examination results (90%) will be considered by WPPO for a level 2 certification, following appointment to two (2) recognised competitions and the successful passing of the Level 2 examinations.

13 Enforcement

13.1 Knowledge of Rules and Regulations, and Education

It is the sole responsibility of the Technical Official to maintain knowledge of the most recent WPPO Technical Rules and Regulations, as well as accurately apply them in competition to the best of their ability.

As required, the Technical Official must participate in education and/or training courses organised by WPPO.

13.2 Sanctioning

WPPO has the right to sanction a Technical Official on grounds of breaches of the WPPO Rules and Regulations and the appendixes thereof, the IPC Code of Ethics and Officials' Engagement Agreement, or any other justifiable reason with consequences, which can include:

- Verbal warning;
- Written warning;
- Removal and replacement at a competition;
- Suspension;
- Downgrade of level;
- Removal of certification.

During a competition, WPPO, the Technical Delegate and the President of Jury of the session can collectively impose an immediate sanction on a Technical Official, including:

- During a session: A verbal warning;
- During a competition: If verbal warning is disregarded, removal and replacement from the competition.

After a competition, WPPO may analyse a Technical Official's performance and provide a written warning to a Technical Official if their performance is assessed as unsatisfactory.

14 Additional Information

14.1 Database

WPPO will maintain a database of the Technical Officials' profiles, in line with the Officials' Engagement Agreement and the Personal Data Collection clause. The profile will include the Technical Officials' personal and license information, level progression, competition log and examination results.

14.2 Appointment

WPPO Management in consultation with the Technical Delegate of the specific competition will appoint Technical Officials for the competition with consideration of the Technical Official Selection Principles, as well as the competition group. The STC and Officiating Advisory Group will be informed of these appointments.

Technical Officials are appointed for all Recognised Competitions on an equal opportunity basis and with no discrimination against any individual regardless of age, race, colour, religion, gender, national origin or disability.



World Para Powerlifting

Adenauerallee 212-214

53113 Bonn, Germany

Tel. +49 228 2097-260

Fax +49 228 2097-209

Info@WorldParaPowerlifting.org

www.WorldParaPowerlifting.org

© 2020 International Paralympic Committee – ALL RIGHTS RESERVED
Photo ©: Florent Pervillé