

# ES/NFI Assessment

## Preliminary Findings

February 2020 | Kabul, Afghanistan



**Shelter Cluster Afghanistan**  
ShelterCluster.org  
Coordinating Humanitarian Shelter



**UNHCR**  
The UN Refugee Agency

**REACH**

Informing  
more effective  
humanitarian action

1

# Introduction and Methodology



**Shelter Cluster Afghanistan**  
ShelterCluster.org  
Coordinating Humanitarian Shelter



**UNHCR**  
The UN Refugee Agency

**REACH**

Informing  
more effective  
humanitarian action



# Introduction

The ES/NFI assessment, conducted by REACH in partnership with the Shelter Cluster, was conducted to contribute towards the development of a **comprehensive and evidence-based strategy for the Emergency Shelter ES/NFI Cluster in Afghanistan**. To do so, it built on the 2019 Whole of Afghanistan Assessment (WoAA)<sup>1</sup> sector-specific findings with a view to providing a more nuanced understanding of the reported shelter and basic NFI needs of crisis-affected populations.

There were four objectives:

- 1) To provide a comprehensive evidence base of **ES/NFI priority needs** in key provinces in Afghanistan
- 2) To provide an in-depth understanding of the **key challenges and coping strategies** related to ES/NFI in four provinces of interest in Afghanistan
- 3) To investigate **preference in modalities of aid provision** related to the ES/NFI response
- 4) To provide an understanding of how these needs, challenges and coping strategies distribute and **inter-relate across different population groups**, so to inform a more targeted response

To meet these objectives, data was collected through both household surveys and focus group discussions.

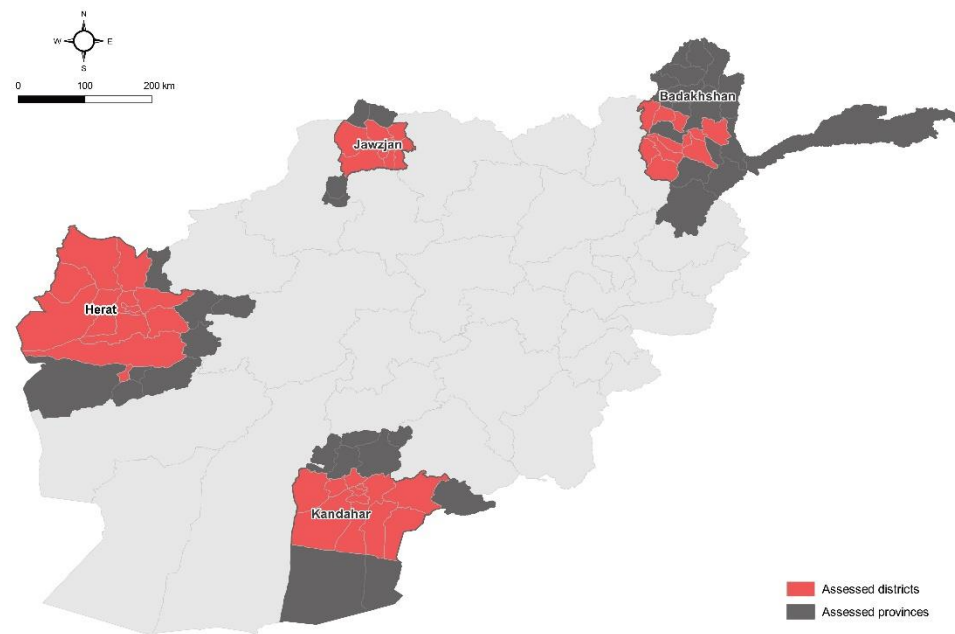
1. The Whole of Afghanistan Assessment is a multi-sector assessment conducted by REACH, including education, shelter and NFI, food security, health, nutrition, protection and WASH, which provides longitudinal information of needs and severity across population groups and geographic areas, and offers consistent information on the Afghan population for the HNO and HRP processes for prioritizing humanitarian response in the country.



# Methodology – Household surveys

## Populations Assessed

- Four priority provinces of Afghanistan were assessed because they were identified to have more extreme ES/NFI needs by the WoAA
  - Badakhshan
  - Herat
  - Jawzjan
  - Kandahar
- Across these provinces three population groups<sup>1</sup> were targeted:
  - Internally Displaced Persons (IDPs)
  - Non-Displaced Disaster-Affected (NDDA)
  - Host Community
- NDDA households were only assessed in Herat and Kandahar, where large populations were affected by recent flooding



1. A household was classified as 'IDP' if they reported that the location of their current shelter was not their area of origin. A household was classified as 'NDDA' if the household was living in its area of origin, and reported that their shelter was damaged by natural disaster since the start of 2019. If the household did not report this damage, it was classified as 'host community'.

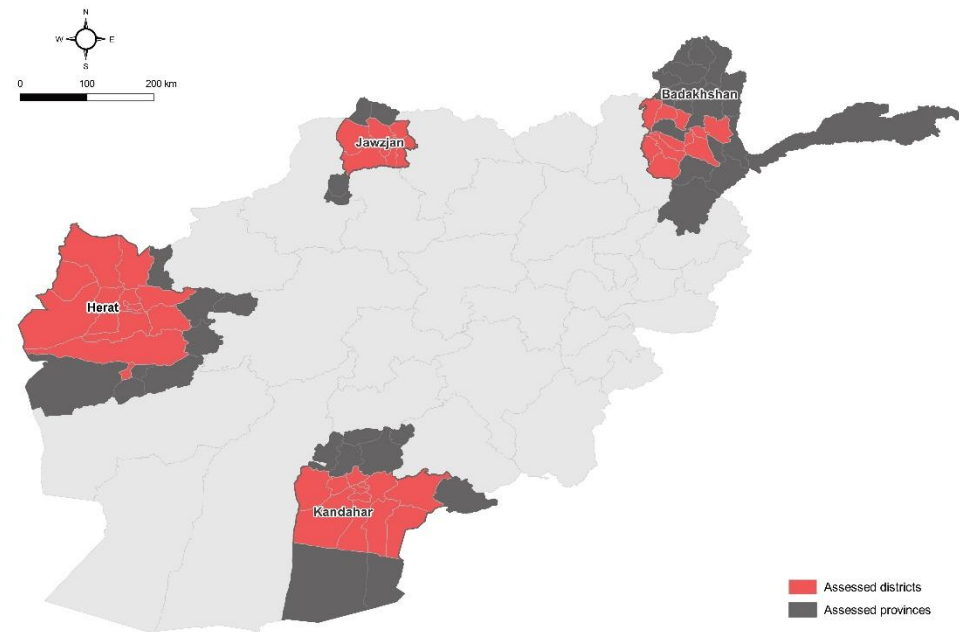
# Methodology – Household surveys

## Sampling

- Stratified cluster sampling resulted in at least 4 interviews per randomly selected village in accessible districts.
- Allowed for presentation of findings at a 95/5 confidence at province and population group level
- Total of 5,475 surveys completed

## Data Collection Methods

- In Kandahar and Herat, where NDDA households were also assessed, 24 enumerators conducted surveys. In Jawzjan and Badakhshan, 16 enumerators conducted surveys.
- Multiple teams of 8 enumerators, lead by a team leader, collected household-level data with a questionnaire loaded onto Kobo.



# Methodology – Household simple sizes

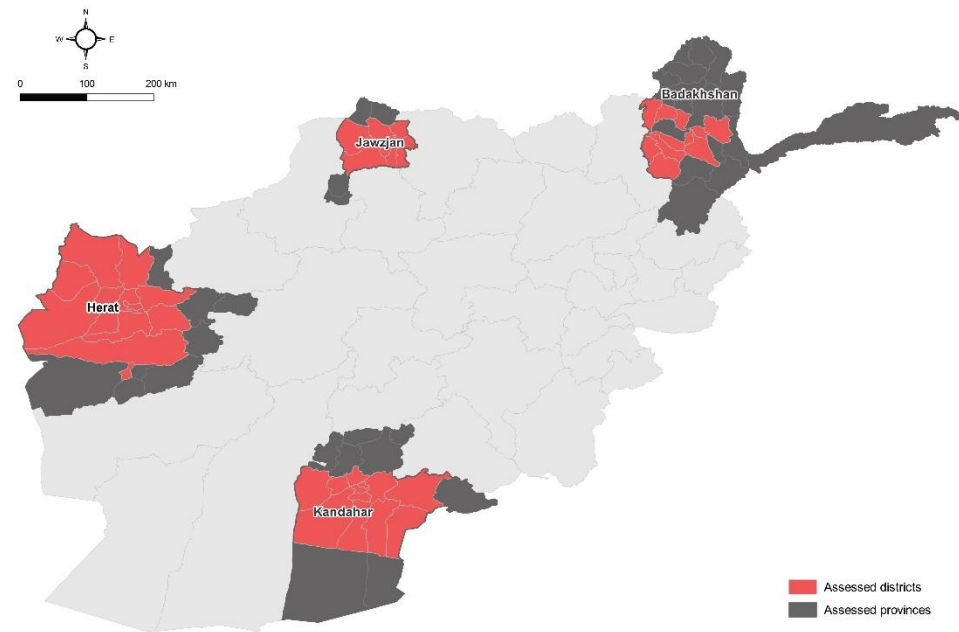
Province	Host Community		IDPs		NDDA		Sample Total
	Population	Sample	Population	Sample	Population	Sample	
Herat	195,303	574	30,498	621	2,429	480	1,675
Kandahar	23,121	558	29,776	553	19,180	493	1,604
Jawzjan	39,199	520	12,247	590	n/a	n/a	1,110
Badakhshan	12,402	510	2,408	576	n/a	n/a	1,086
<b>Total</b>	<b>270,025</b>	<b>2,162</b>	<b>74,929</b>	<b>2,340</b>	<b>21,609</b>	<b>973</b>	<b>5,475</b>



# Methodology – Focus Group Discussions

- Twenty (20) focus group discussions (FGDs)
- One per gender for each population group in each targeted province

Province	Semi-Structured FGDs
<b>Herat</b>	2 x IDP 2 x Host Community 2 x NDDA
<b>Kandahar</b>	2 x IDP 2 x Host Community 2 x NDDA
<b>Jawzjan</b>	2 x IDP 2 x Host Community
<b>Badakhshan</b>	2 x IDP 2 x Host Community
<b>TOTAL</b>	20



- Conducted by two enumerators, one facilitating and one note taking
- FGDs triangulated and provided additional context to household survey findings





# Themes Assessed

- ❓ Displacement and Livelihoods
- ❓ Shelter types
- ❓ Living Arrangements
- ❓ Security and Dignity
- ❓ Challenges and Coping
- ❓ Priority Needs
- ❓ Preferred forms of aid







2

# Key Findings



**Shelter Cluster Afghanistan**  
ShelterCluster.org  
Coordinating Humanitarian Shelter



**UNHCR**  
The UN Refugee Agency

**REACH**

Informing  
more effective  
humanitarian action



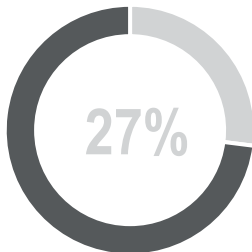
# Demographics

## Vulnerabilities

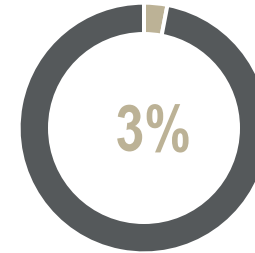
% of households in which **no adult members have a tazkera**



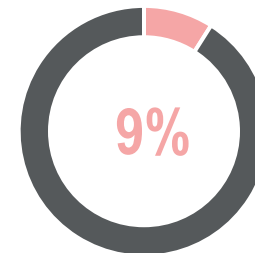
% of households reporting the presence of individuals with a **disability or chronic illness**



% of households reporting a **female or child head of household** without an adult male in the household



% of households reporting an **elderly (65+) head of household**



1. Households were considered vulnerable if one or more of the following circumstances were present in the household: female or child head of household without an adult male in the household; elderly head of household; one or more disabled or chronically ill household members; no adult members of the household possessing a tazkera

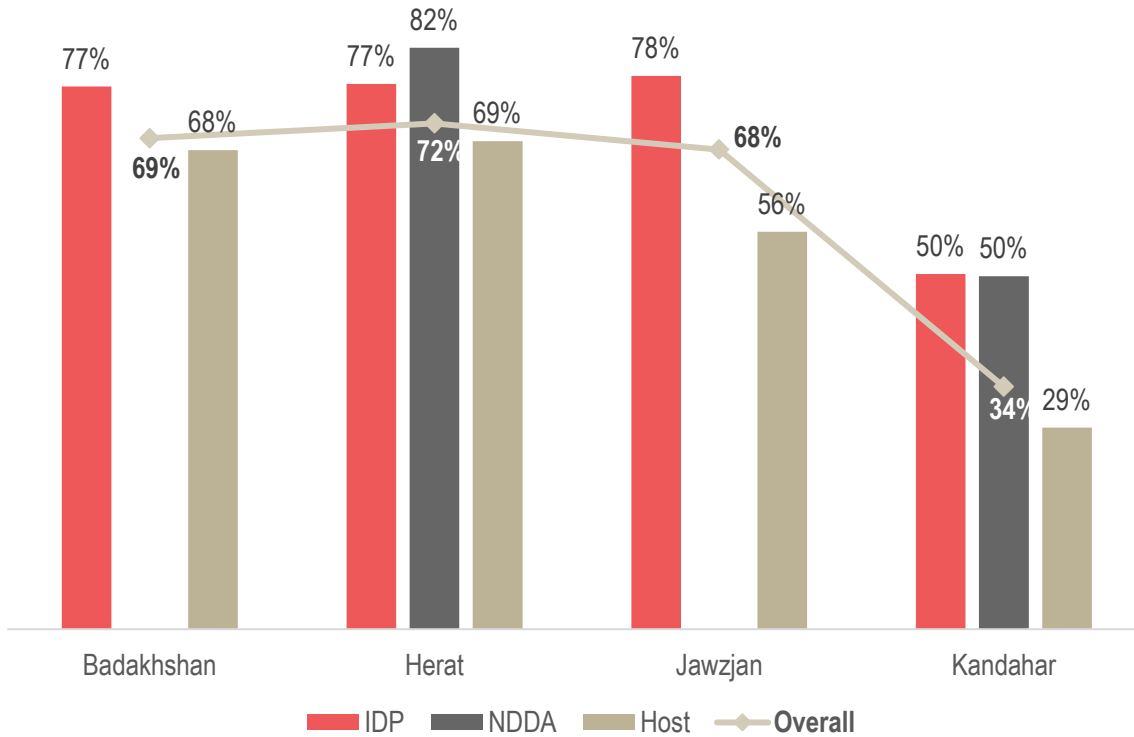




# Demographics

## Livelihoods

Proportion of households reporting income from unskilled daily labour in the 30 days prior to data collection<sup>1</sup>



Average household income reported for the 30 days prior to data collection (in AFN)

IDP  
**4,603**

NDDA  
**6,582**

Host Community  
**5,647**

1. Based on a subset of households reporting earning money from work in the 30 days prior to data collection (n=4,889)

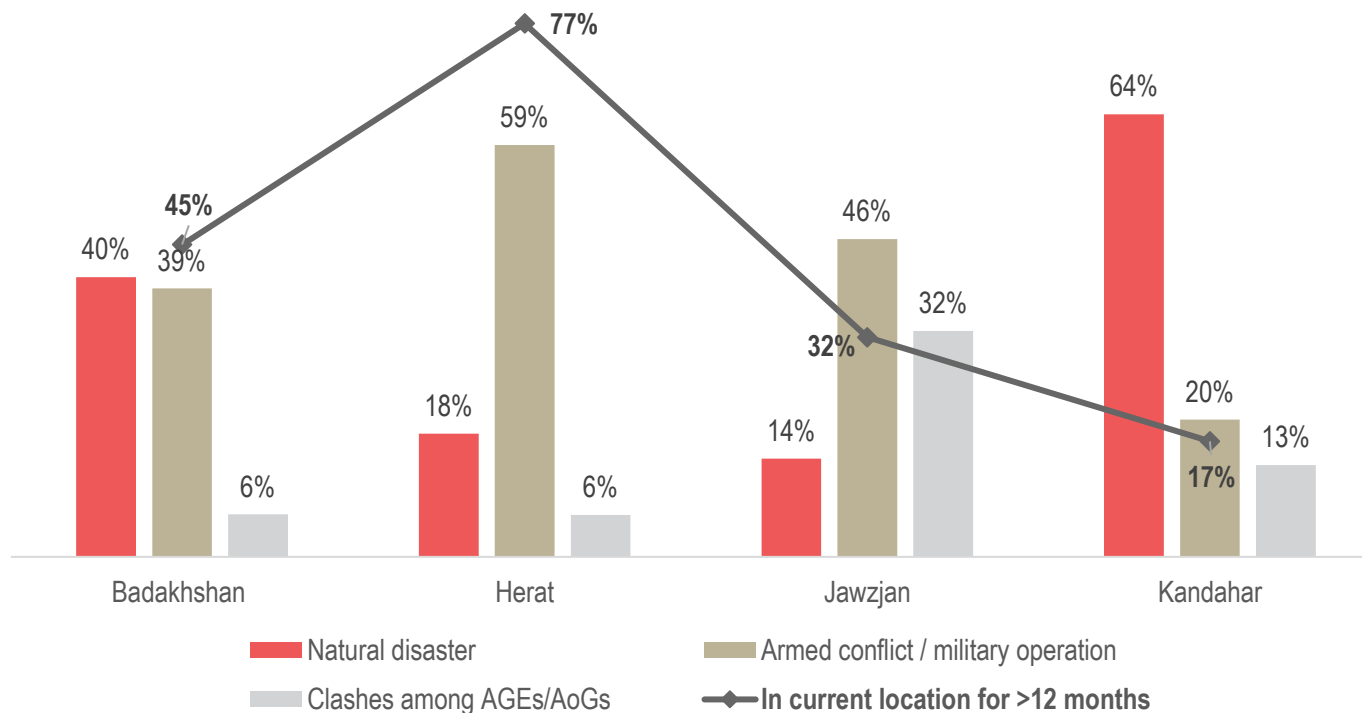




# Demographics

## Displacement

% of IDP households reporting reasons for leaving their area of origin, and % living in their current location for over 12 months, by province

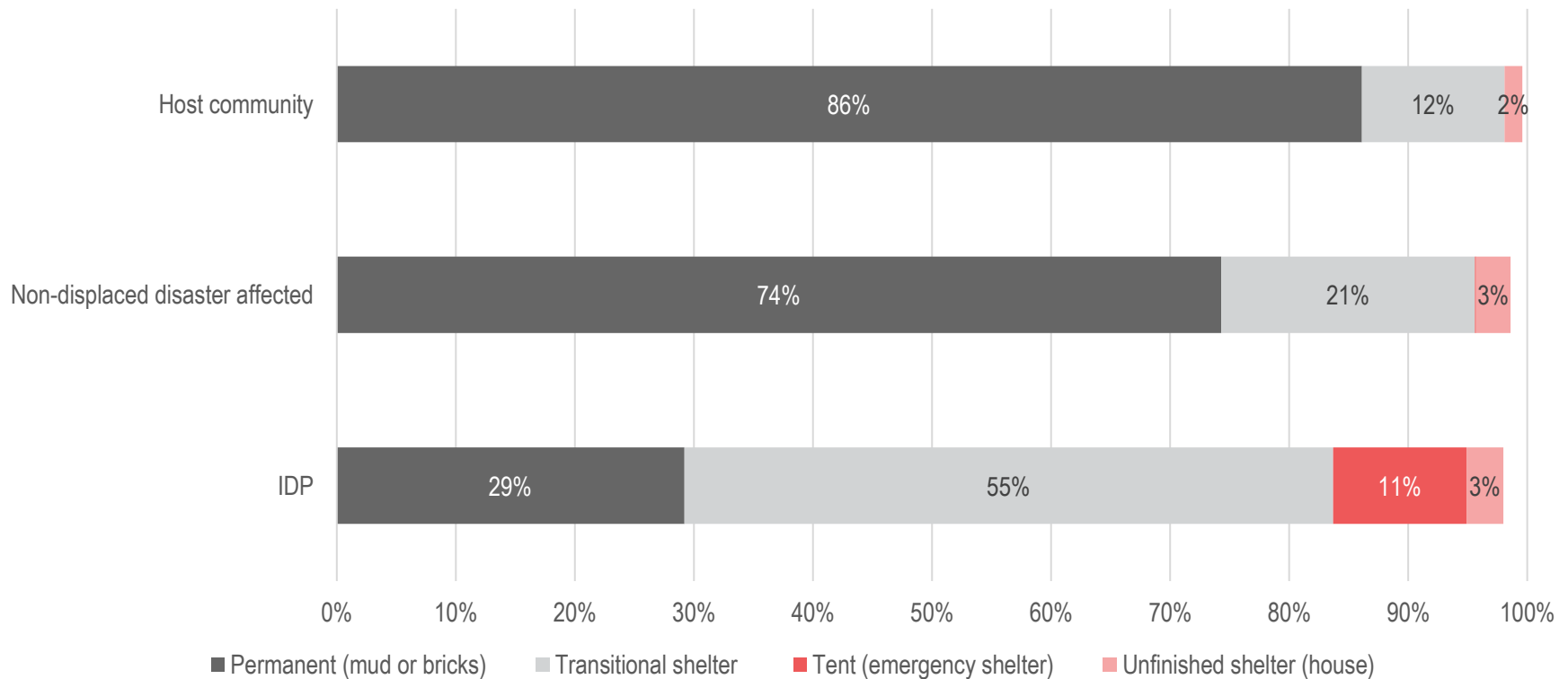




# Shelter Types

## By population group

% of households reported to be occupying different shelter types, by population group<sup>1</sup>



1. Reported by enumerator observation

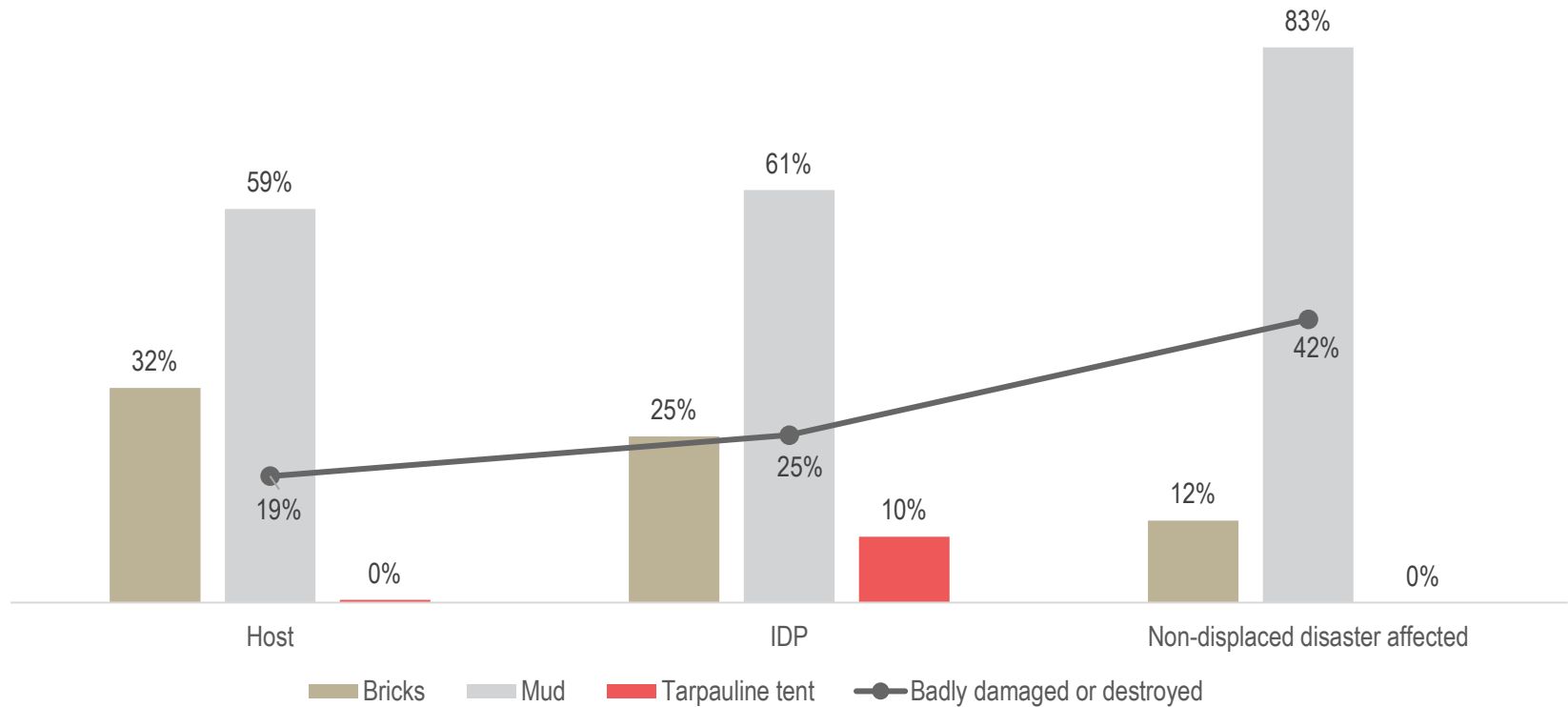




# Shelter Types

## Shelter material and damage

% of households by top three reported main wall materials, and reported wall damage, by population group<sup>1</sup>



1. Reported by enumerator observation

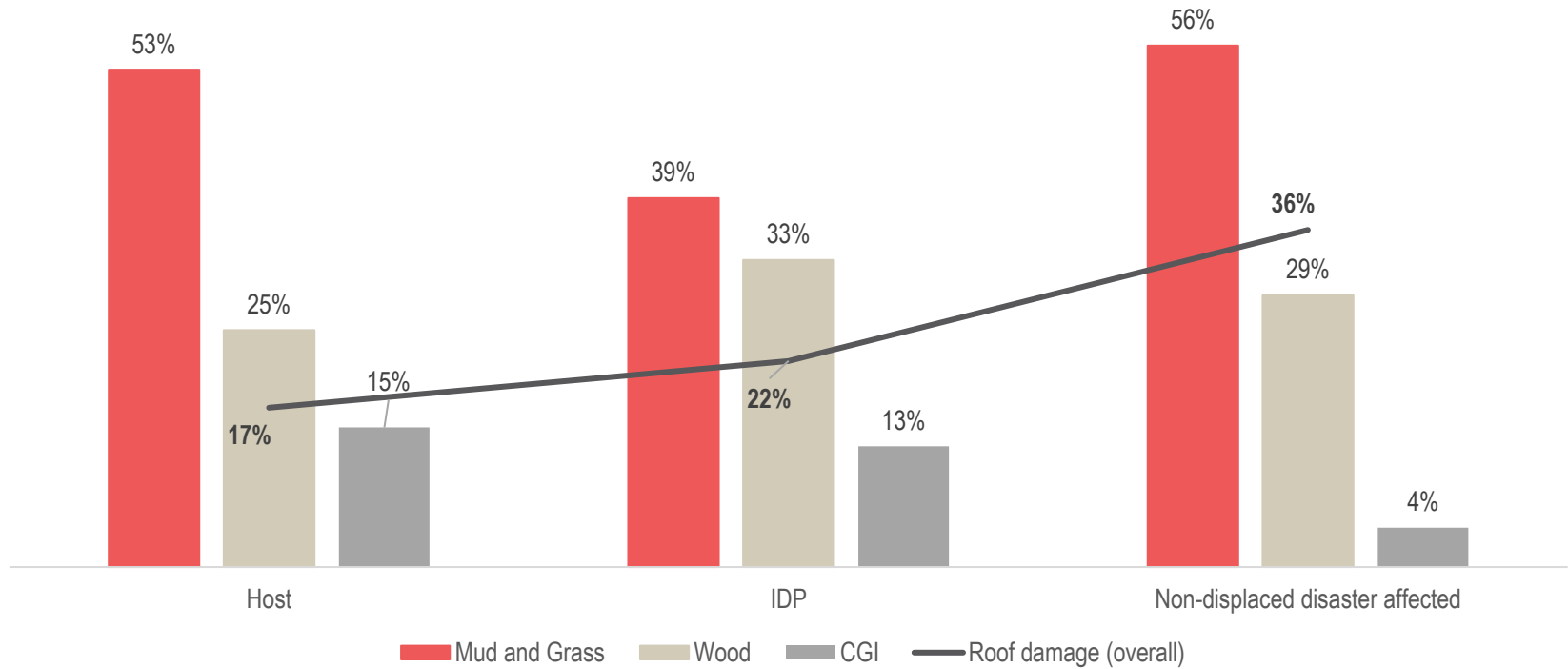




# Shelter Types

## Shelter material and damage

% of households by top three reported main roof materials, and reported roof damage, by population group<sup>1</sup>



1. Reported by enumerator observation

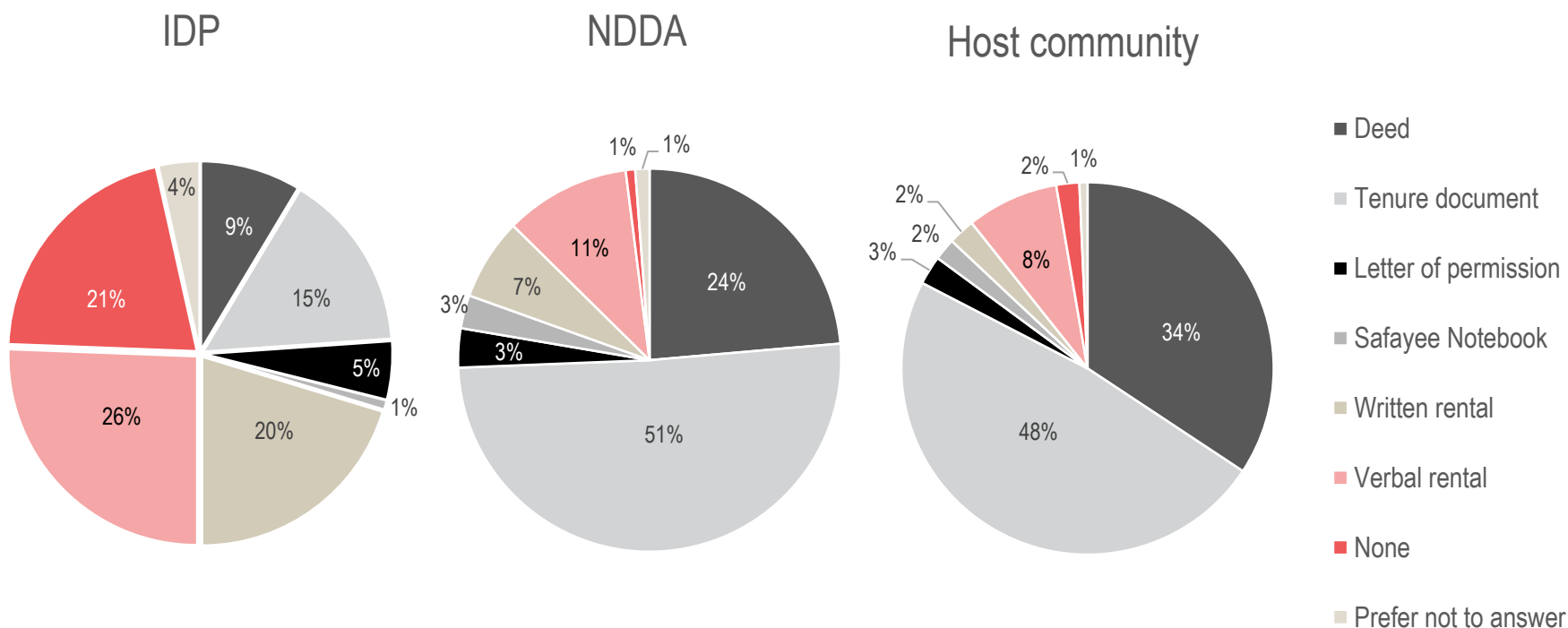




# Living Arrangements

## Tenure

Proportion of households reporting tenure agreements, by population group<sup>1</sup>



1. A Safayee notebook is a community-based record of ownership and property tax document. See <http://www.acbar.org/upload/1494238797113.pdf> for more information.





# Security and Dignity

## Rent and Eviction

% of households reporting fearing eviction in the three months after data collection

**IDP**

**40%**

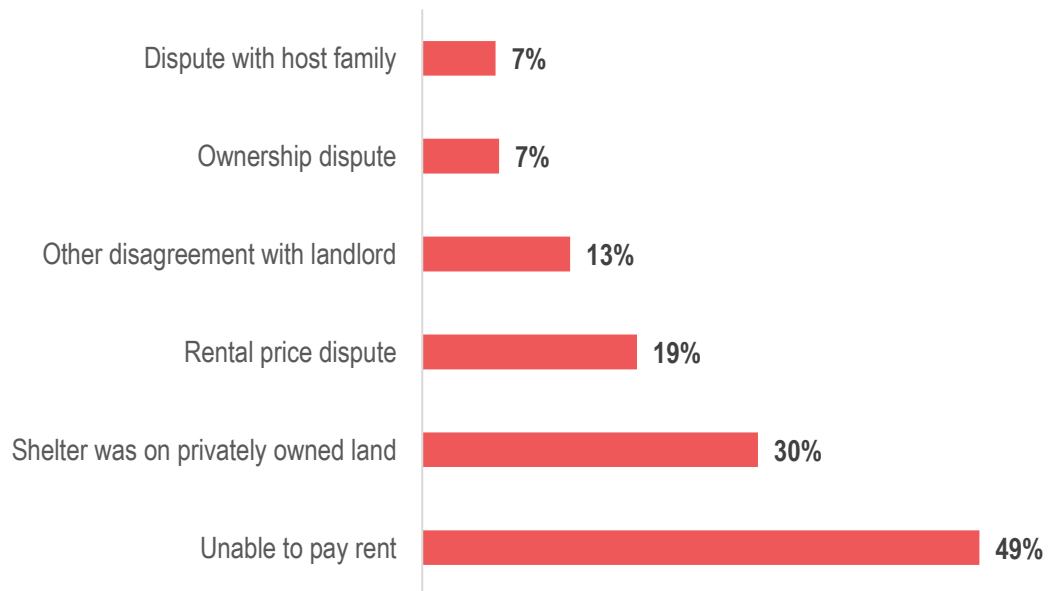
**NDDA**

**8%**

**Host Community**

**10%**

% of households reporting reasons for fearing eviction<sup>1,2</sup>



1. Based on a subset of households reporting fearing eviction in the three months after data collection (n=1,111)

2. Respondents could select multiple options

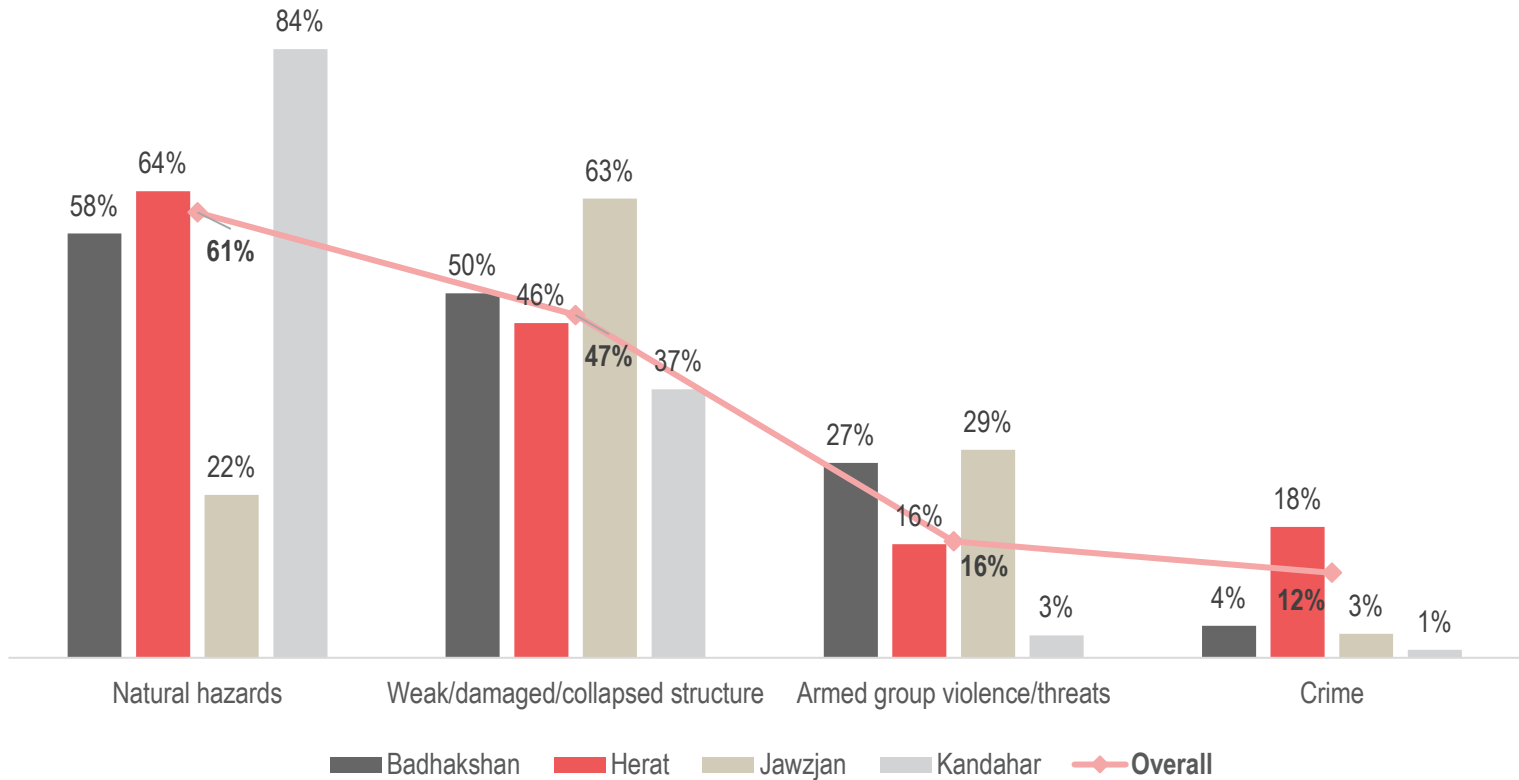




# Security and Dignity

## Safety

% of households reporting reasons for feeling unsafe in their shelter, by province<sup>1,2</sup>



1. Based on a subset of households reporting feeling unsafe in their shelter (n=1,484)

2. Respondents could select multiple options

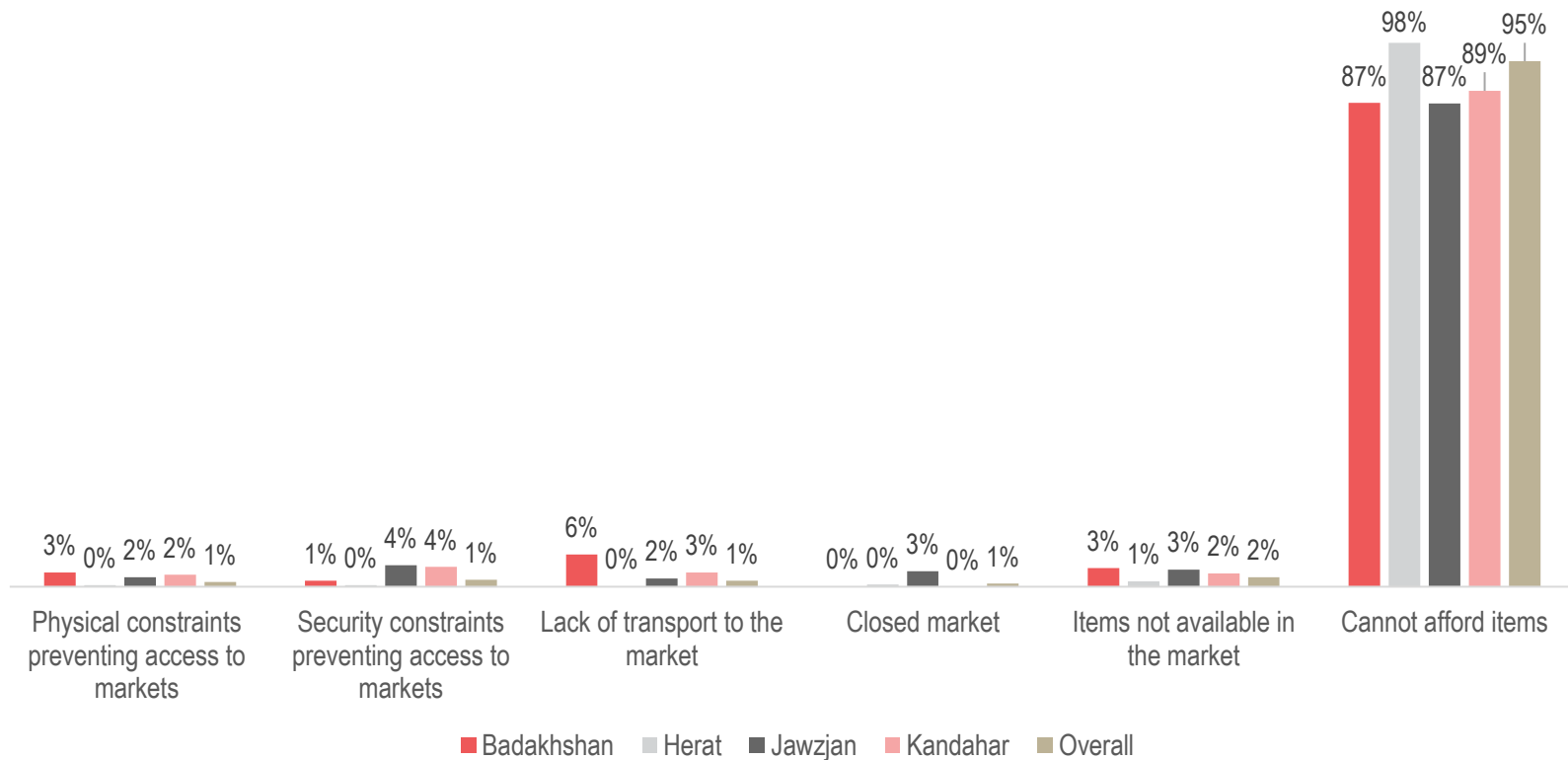




# Challenges and Coping Mechanisms

## Market access

Of households reporting inability to find or afford NFI in the nearest market (n=4,588), % of households reporting the main challenge in accessing NFI at markets, by province<sup>1</sup>



1. Based on a subset of households reporting an inability to find or afford NFI in the nearest market in the 3 months prior to data collection (n=4,588)

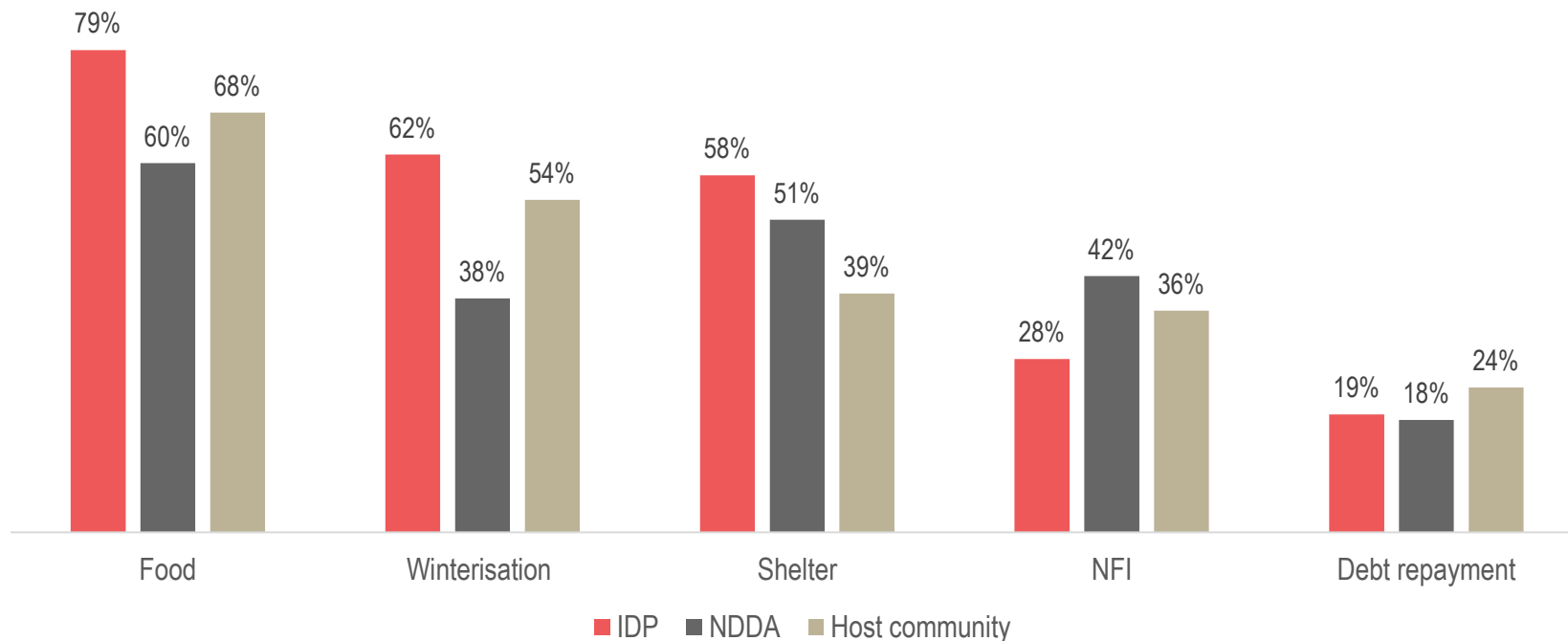


# Priority Needs

By sector



% of households reporting current priority needs, by population group<sup>1</sup>



1. Respondents could select up to 3 options  
2. Top 5 answers shown

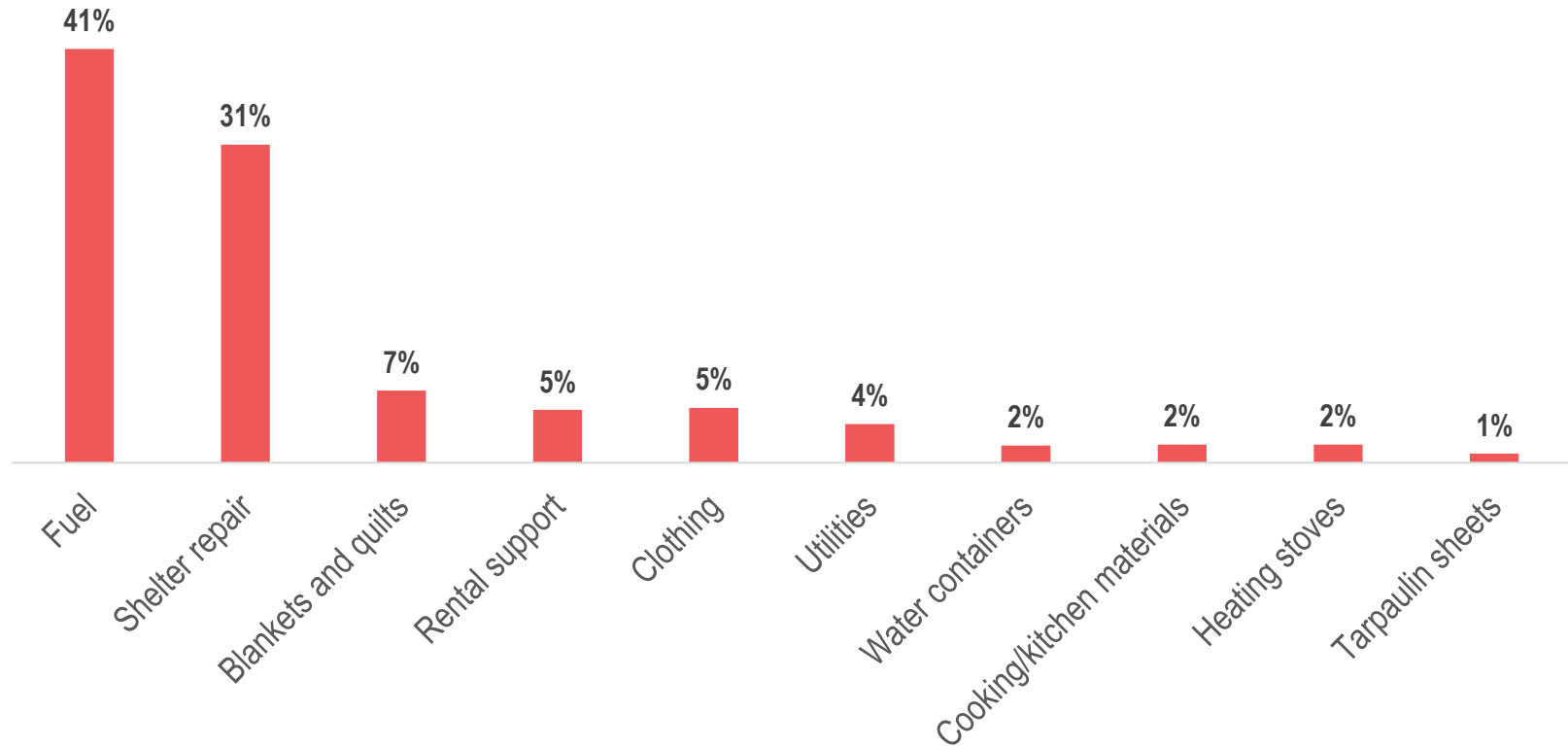




# Priority Needs

ES/NFI specific needs

% of households reporting first priority ES/NFI need



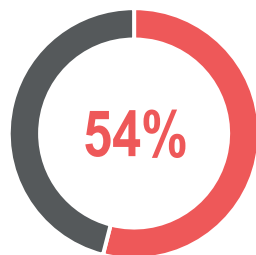


# Preferred Aid

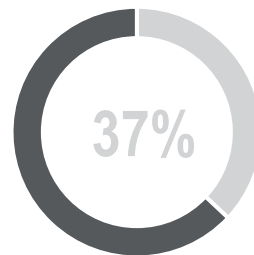
ES/NFI aid

% of households reporting preferred forms of **shelter** assistance<sup>1</sup>

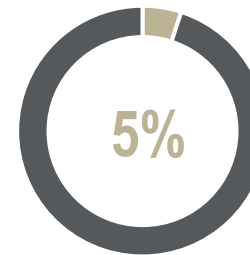
Cash



In-kind

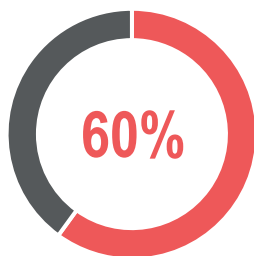


Assistance with repairs

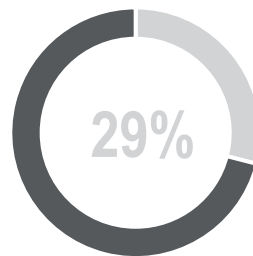


% of households reporting preferred forms of **winterization** assistance<sup>2</sup>

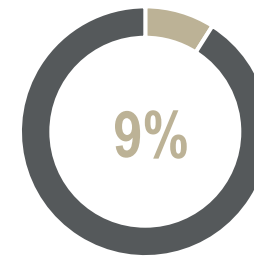
Cash



In-kind



Vouchers



1. Top 3 answers shown
2. Top 3 answers shown

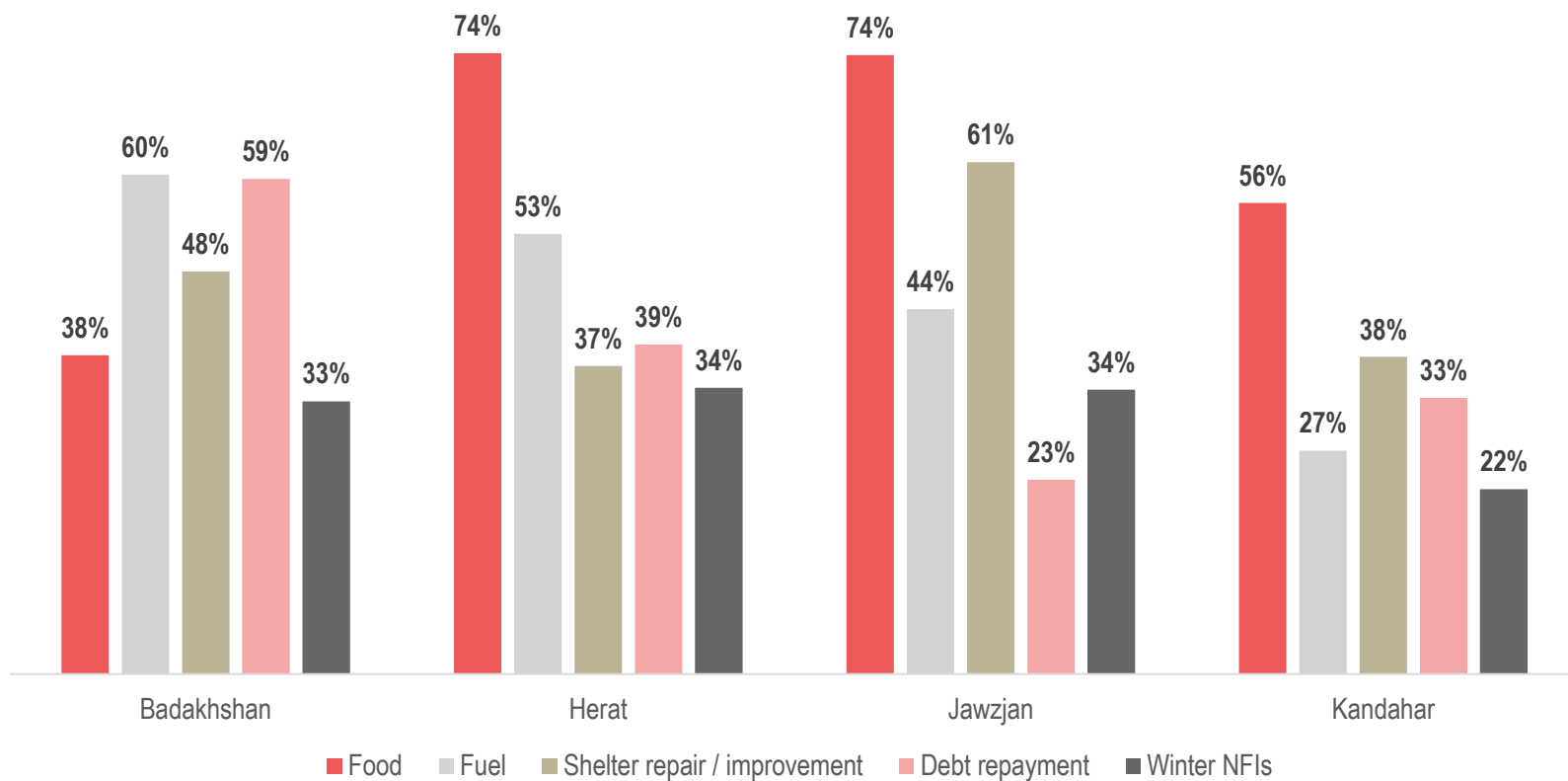




# Preferred Aid

## Cash

% of households reporting the main expenses they would cover if they received cash as aid, by province



1. Respondents could select up to three options
2. Top 5 answers shown

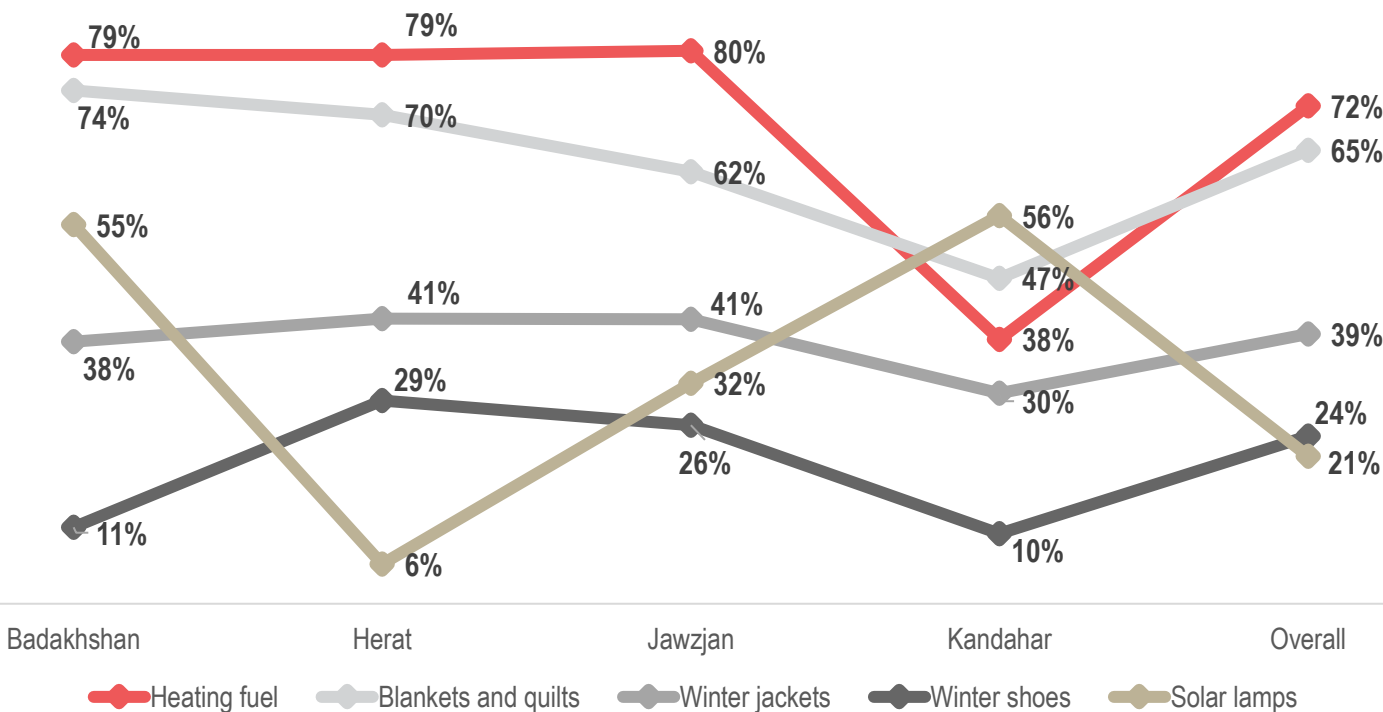




# Preferred Aid

## Cash

% of households reporting the main NFIs they would prefer to purchase themselves if they received cash or vouchers as aid



- 1. Respondents could select up to three options
- 2. Top 5 answers shown



**Shelter Cluster Afghanistan**  
 ShelterCluster.org  
 Coordinating Humanitarian Shelter



**REACH**

Informing more effective humanitarian action



3

# General conclusions



**Shelter Cluster Afghanistan**  
ShelterCluster.org  
Coordinating Humanitarian Shelter



**UNHCR**  
The UN Refugee Agency

**REACH**

Informing  
more effective  
humanitarian action

# General Conclusions

This assessment implies several onward strategies for shelter programming in Afghanistan:



Cash-based programming was a preferred and appreciated form of support, more so than in-kind distributions. Markets are present in most communities and supply chains are robust, but most households are unable to afford the goods that they need.



As IDPs tend to remain in transitional and emergency shelters for longer than intended, adjusting programming to providing transitional shelters, of durable and high quality materials, will support households in having safer shelter for the medium-term



Households seem to rely on the support of INGOs to prepare for harsh winters, in particular with heating of shelters – fuel and blankets. Winterization distributions which occur well before the temperature drops are a consistent and urgent need



Households are eager for long-term solutions so shelter maintenance is no longer a burden.





CONTACT:

**Anne Tadgell**

[anne.tadgell@reach-initiative.org](mailto:anne.tadgell@reach-initiative.org)



**Shelter Cluster Afghanistan**  
ShelterCluster.org  
Coordinating Humanitarian Shelter



**UNHCR**  
The UN Refugee Agency

**REACH**

Informing  
more effective  
humanitarian action