

Do not attempt to salvage materials until your building is fully demolished. Here are a few tips on:

MATERIAL REUSE




1 BE CAREFUL

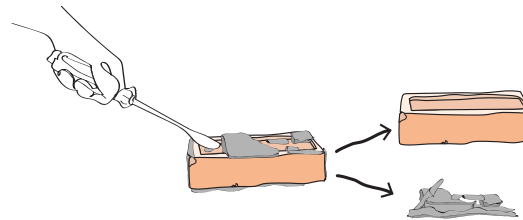


DONT REMOVE DOORS AND WINDOWS UNTIL CLEAR ABOVE.

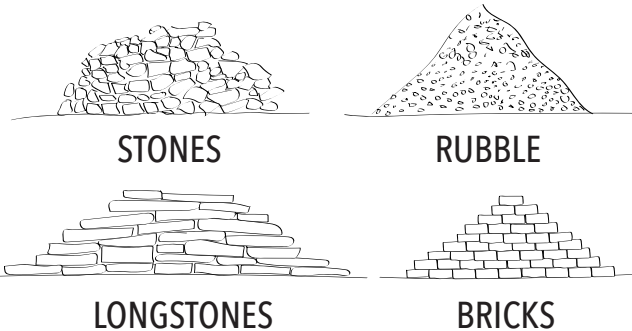
2 STONE AND BRICK



CONFIRM STRENGTH WITH DROP TEST
(DROP BRICK FROM SHOULDER HEIGHT)

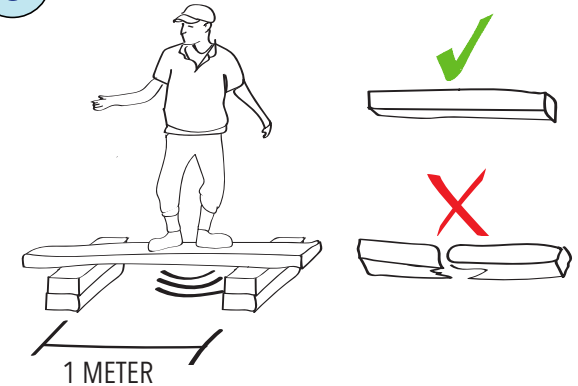


CLEAN ALL MORTAR OFF BRICKS AND STONES.
DO NOT REUSE CEMENT MORTAR.

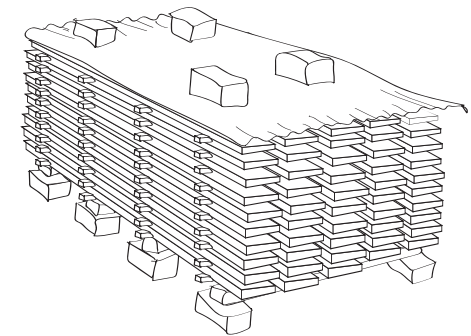


SEPARATE STONES THAT ARE LONG AND FLAT FOR USE
AS CORNER STONES AND TIE STONES.

3 SELF TESTING TIMBER FOR BUILDING



PLACE TIMBER SUPPORTS WITH A 1 METER SPACING
AND STAND AT MIDPOINT. IDEAL TIMBER SECTIONS DO
NOT SHOW CRACKING AND HAVE MINIMAL KNOTS.



PROTECT TIMBER FROM RAIN AND DO NOT
STORE TIMBER ON THE GROUND.

 **Shelter Cluster Nepal**
ShelterCluster.org
Coordinating Humanitarian Shelter

 **Government of Nepal**
Ministry of Urban Development
Department of Urban Development
and Building Construction

VERSION 2- 09/OCT/2015