

CCCM Camp Profiles, Central Rakhine, Myanmar

December 2020

Township

All

Camp Name

All

CMA

All

Monitoring Period

Q4 (Oct-Dec ...)



Individuals

127,979

Households

23,778

Children

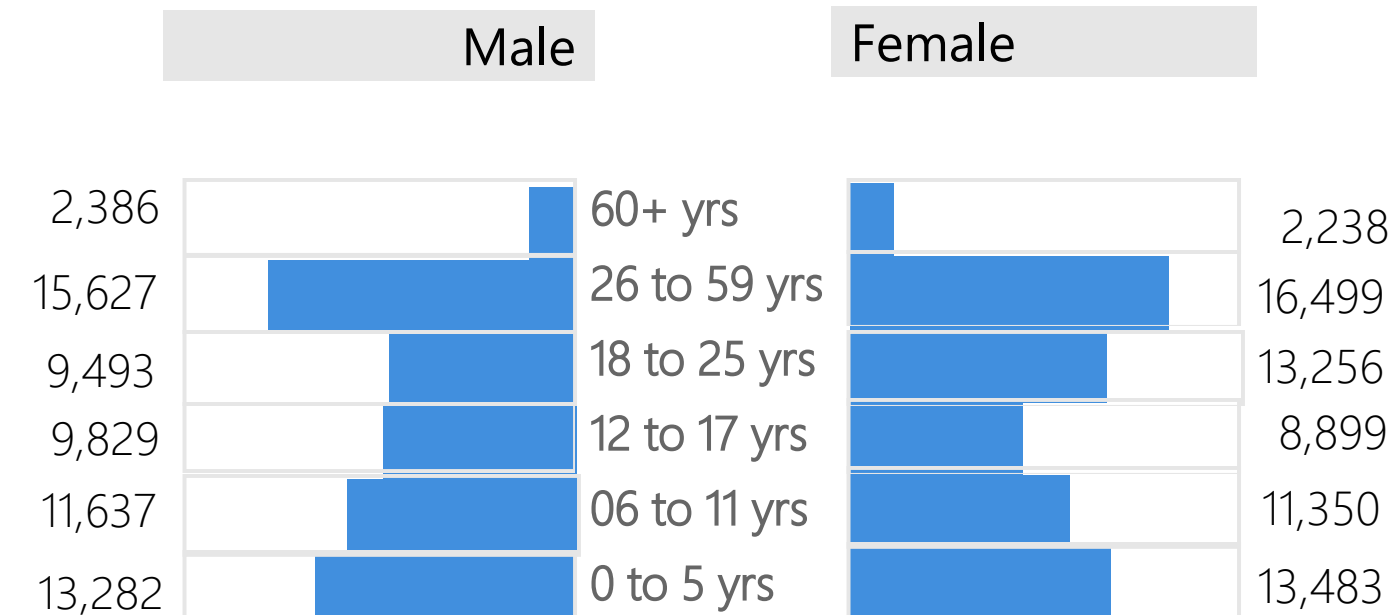
48%

Elderly

3%

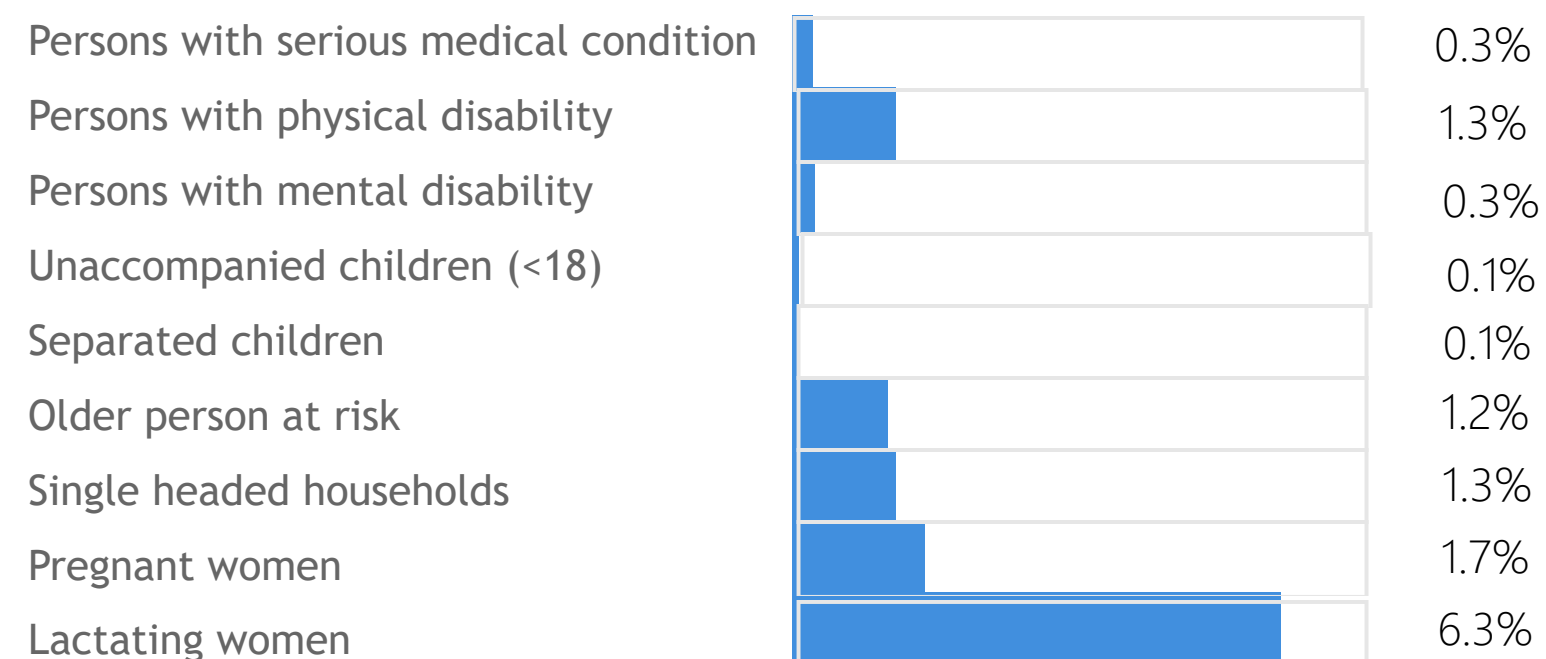
51% of IDPs are female

Age and sex breakdown



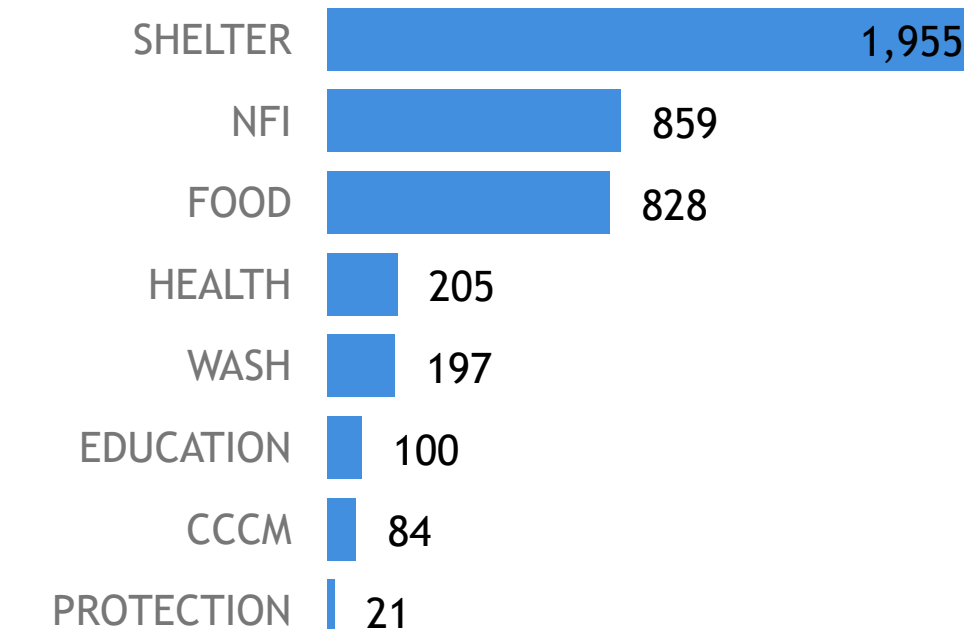
13% of individuals have been identified with a vulnerability

Persons with Specific Needs



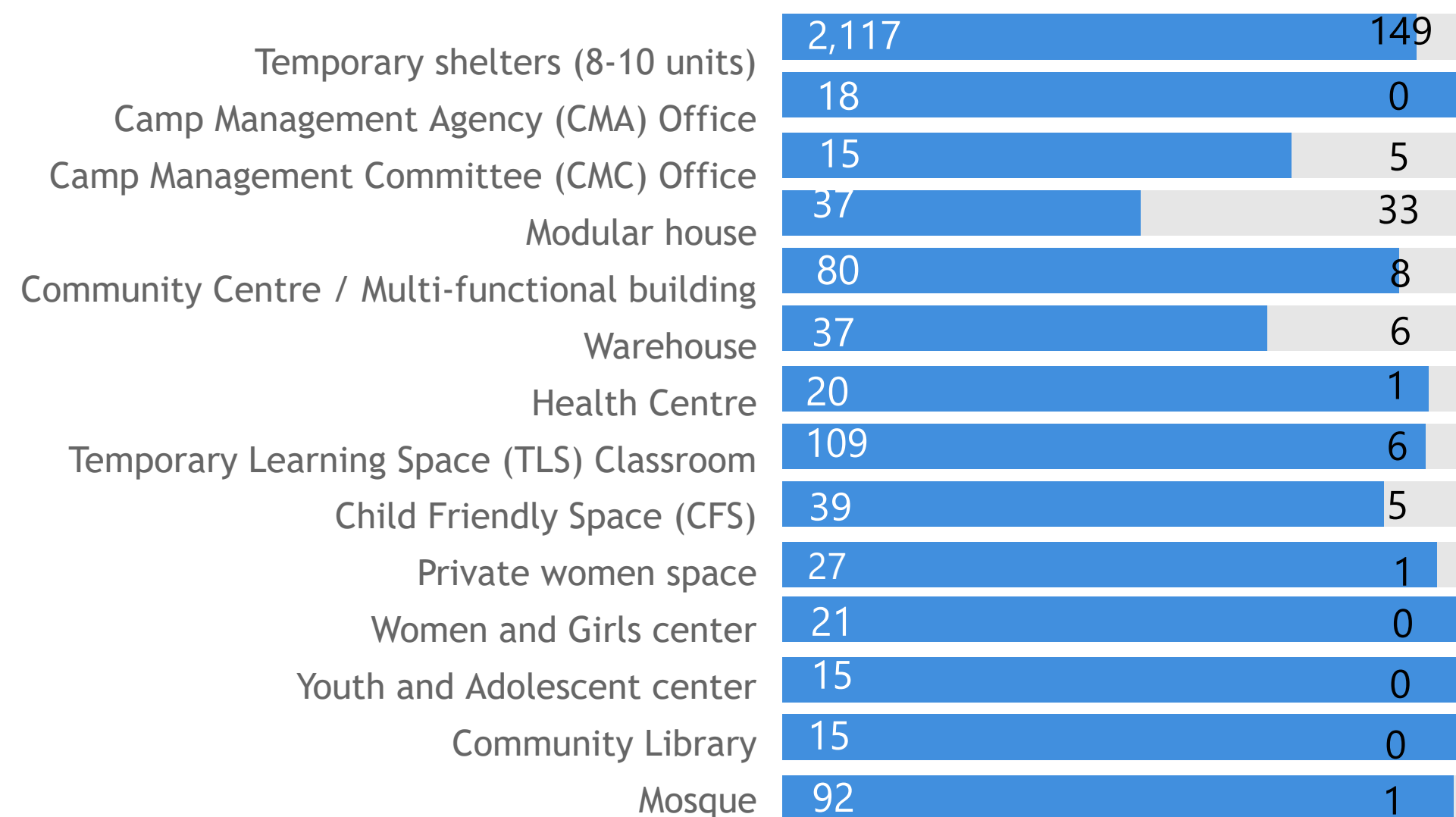
total number of complaints: 4,249

of complaints from IDPs by Sector

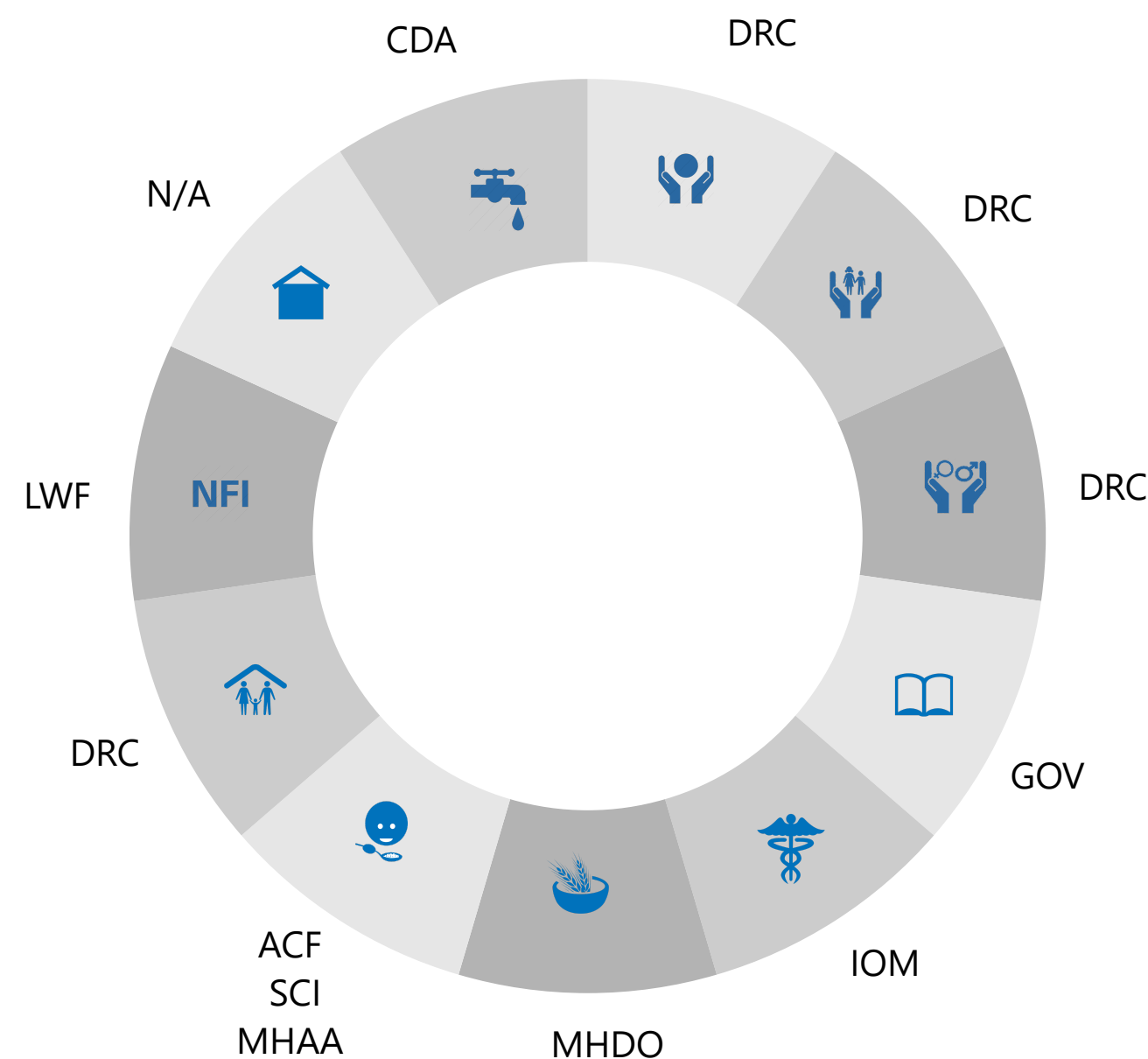


Status of community structures

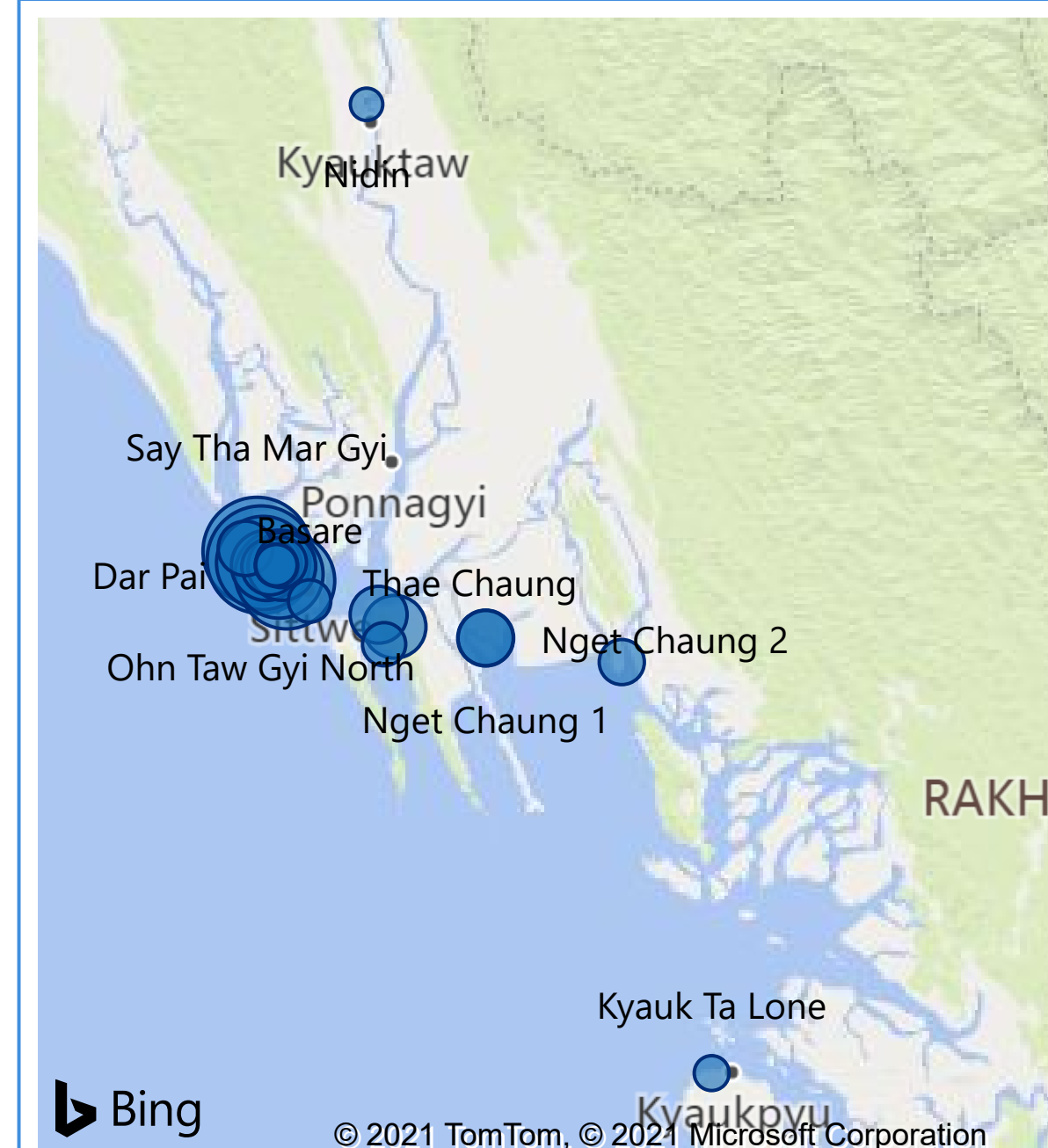
● # functional ● # non-functional



Overview of CMA service provision by Cluster/Sector



Camp location



CCCM Camp Profiles, Central Rakhine, Myanmar

December 2020

Township

All

Camp Name

All

CMA

All

Monitoring Period

Q4 (Oct-Dec ...)



Camp Coordination & Camp Management						Shelter						NFI	
-------------------------------------	--	--	--	--	--	---------	--	--	--	--	--	-----	--

Township	IDP Site	# HHs	# IDPs	% Children	% Elderly	CMA	Average camp area per person (in square meters)	# of committees / community groups receiving trainings	Average # of recreational activities (past 3 mths)	% of shelter units with 6 persons or less	% of temporary shelters reconstructed or repaired within last 2 yrs	# of months since last NFI distribution
Kyaukpyu	Kyauk Ta Lone	363	1,010	0%	0%	Other	30	0	0	100%	10%	4
Kyauktaw	Nidin	85	546	0%	0%	Other	59	0	0	100%	0%	13
Myebon	Taung Paw	716	2,920	51%	5%	RI	15	6	4	95%	0%	20
Pauktaw	Ah Nauk Ywe	1,115	5,123	57%	2%	LWF	24	5	0	75%	67%	30
	Kyein Ni Pyin	1,309	6,196	59%	3%	DRC	45	0	0	82%	0%	37
	Nget Chaung 1	1,059	4,933	58%	4%	LWF	39	5	0	61%	0%	30
	Nget Chaung 2	982	4,793	59%	4%	LWF	18	5	0	57%	47%	1
	Sin Tet Maw	682	2,564	46%	5%	DRC	21	0	0	94%	21%	13
Sittwe	Basare	380	2,411	50%	4%	LWF	37	5	0	43%	42%	12
	Baw Du Pha 1	1,012	5,005	49%	4%	DRC	20	0	0	82%	23%	1
	Baw Du Pha 2	1,333	7,598	54%	4%	DRC	14	0	0	69%	39%	23
	Dar Pai	1,850	10,933	52%	3%	DRC	14	5	0	64%	75%	18
	Khaung Doke Khar 1	392	2,427	55%	4%	LWF	19	5	0	46%	46%	11
	Khaung Doke Khar 2	400	2,233	49%	5%	LWF	24	5	0	57%	84%	12
	Maw Ti Ngar	657	3,895	50%	5%	NRC	26	0	0	65%	98%	13
	Ohn Taw Chay	777	4,668	61%	2%	DRC	14	1	0	62%	42%	0
	Ohn Taw Gyi North	2,647	14,582	56%	4%	DRC	23	0	0	89%	31%	17
	Ohn Taw Gyi South	2,260	11,908	55%	2%	LWF	19	5	0	64%	16%	12
	Say Tha Mar Gyi	2,678	14,643	56%	3%	DRC	12	4	0	77%	54%	0
Thae Chaung	2,062	12,447	51%	4%	LWF	7	5	0	47%	0%	11	
Thet Kae Pyin	1,019	7,144	50%	5%	NRC	22	0	0	45%	24%	13	

CCCM Camp Profiles, Central Rakhine, Myanmar

December 2020

Township

All

Camp Name

All

CMA

All

Monitoring Period

Q4 (Oct-Dec ...)



Protection

Child Protection

GBV

Education

Township	IDP Site	# HHs	# IDPs	% Childern	% Elderly	CMA	Vulnerability (in %)	Presence of a complaints & feedback mechanisms	.	# of children in need benefitting from PSS through CFS activities & adolescent programming	.	Presence of an on-site child protection service provider	.	Presence of an on-site GBV service provider	.	% of HHs reached by outreach workers	.	% of children in TLS who attend more than 75% of school days per month	.	Student-volunteer teacher ratio	.
Kyaukpyu	Kyauk Ta Lone	363	1,010	0%	0%	Other	1%	No	●	0	●	No	●	No	●	0%	●	0%	●	0:1	●
Kyauktaw	Nidin	85	546	0%	0%	Other	5%	No	●	0	●	Yes	●	Yes	●	0%	●	0%	●	0:1	●
Myebon	Taung Paw	716	2,920	51%	5%	RI	13%	Gap	●	272	●	Yes	●	Yes	●	100%	●	0%	●	0:1	●
Pauktaw	Ah Nauk Ywe	1,115	5,123	57%	2%	LWF	18%	Yes	●	1526	●	Yes	●	Yes	●	0%	●	0%	●	0:1	●
	Kyein Ni Pyin	1,309	6,196	59%	3%	DRC	18%	Yes	●	0	●	Yes	●	Yes	●	0%	●	0%	●	0:1	●
	Nget Chaung 1	1,059	4,933	58%	4%	LWF	25%	Yes	●	816	●	Yes	●	Yes	●	0%	●	0%	●	0:1	●
	Nget Chaung 2	982	4,793	59%	4%	LWF	20%	Yes	●	1115	●	Yes	●	Yes	●	0%	●	0%	●	0:1	●
	Sin Tet Maw	682	2,564	46%	5%	DRC	29%	Yes	●	422	●	Yes	●	Yes	●	0%	●	0%	●	0:1	●
Sittwe	Basare	380	2,411	50%	4%	LWF	16%	Yes	●	1452	●	Yes	●	Yes	●	0%	●	0%	●	0:1	●
	Baw Du Pha 1	1,012	5,005	49%	4%	DRC	8%	Yes	●	84	●	Yes	●	Yes	●	0%	●	0%	●	0:1	●
	Baw Du Pha 2	1,333	7,598	54%	4%	DRC	8%	Yes	●	83	●	Yes	●	Yes	●	0%	●	0%	●	0:1	●
	Dar Pai	1,850	10,933	52%	3%	DRC	9%	Yes	●	314	●	Yes	●	Yes	●	0%	●	0%	●	0:1	●
	Khaung Doke Khar 1	392	2,427	55%	4%	LWF	13%	Yes	●	310	●	Yes	●	No	●	0%	●	0%	●	0:1	●
	Khaung Doke Khar 2	400	2,233	49%	5%	LWF	16%	Yes	●	101	●	Yes	●	Yes	●	0%	●	0%	●	0:1	●
	Maw Ti Ngar	657	3,895	50%	5%	NRC	14%	Yes	●	0	●	No	●	Yes	●	0%	●	0%	●	0:1	●
	Ohn Taw Chay	777	4,668	61%	2%	DRC	10%	Yes	●	96	●	Yes	●	Yes	●	0%	●	0%	●	0:1	●
	Ohn Taw Gyi North	2,647	14,582	56%	4%	DRC	10%	Yes	●	100	●	Yes	●	Yes	●	0%	●	0%	●	0:1	●
	Ohn Taw Gyi South	2,260	11,908	55%	2%	LWF	15%	Yes	●	47	●	Yes	●	No	●	0%	●	0%	●	0:1	●
	Say Tha Mar Gyi	2,678	14,643	56%	3%	DRC	8%	Yes	●	153	●	Yes	●	Yes	●	0%	●	0%	●	0:1	●
	Thae Chaung	2,062	12,447	51%	4%	LWF	10%	Yes	●	61	●	No	●	No	●	0%	●	0%	●	0:1	●
	Thet Kae Pyin	1,019	7,144	50%	5%	NRC	11%	Yes	●	187	●	Yes	●	Yes	●	0%	●	0%	●	0:1	●

CCCM Camp Profiles, Central Rakhine, Myanmar

December 2020

Township

All

Camp Name

All

CMA

All

Monitoring Period

Q4 (Oct-Dec ...)



Food



Nutrition



Health



Water, Sanitation & Hygiene

Township	IDP Site	# HHs	# IDPs	CMA	% of households with access to food aid in the previous 3 months	Female participation on Food Management Committee (FMC)	Coverage (in %) of Severe Acute Malnutrition (SAM) program	Coverage (in %) of Moderate Acute Malnutrition (MAM) program	Health services available on-site or within walking distance	24/7 ambulance services available at site	# of people per functioning latrine	Liters per person per day (estimate)	% of HHs receiving WASH consumables for last month	Frequency of solid waste disposal
Kyaukpyu	Kyauk Ta Lone	363	1,010	Other	100% ●	Yes ●	100% ●	100% ●	Yes ●	Yes ●	11 ●	>7.5 < 15 liters ●	100% ●	> 2 weeks ●
Kyauktaw	Nidin	85	546	Other	100% ●	Yes ●	100% ●	100% ●	Yes ●	Yes ●	25 ●	>7.5 < 15 liters ●	0% ●	> 2 weeks ●
Myebon	Taung Paw	716	2,920	RI	90% ●	Sometimes ●	100% ●	0% ●	Yes ●	Yes ●	2920 ●	>7.5 < 15 liters ●	100% ●	<= weekly ●
Pauktaw	Ah Nauk Ywe	1,115	5,123	LWF	95% ●	Yes ●	100% ●	100% ●	Yes ●	No ●	31 ●	>7.5 < 15 liters ●	100% ●	<= weekly ●
	Kyein Ni Pyin	1,309	6,196	DRC	71% ●	Yes ●	100% ●	100% ●	Yes ●	No ●	26 ●	>7.5 < 15 liters ●	100% ●	<= weekly ●
	Nget Chaung 1	1,059	4,933	LWF	69% ●	Yes ●	100% ●	100% ●	Yes ●	No ●	35 ●	>7.5 < 15 liters ●	100% ●	<= weekly ●
	Nget Chaung 2	982	4,793	LWF	65% ●	Yes ●	100% ●	100% ●	Yes ●	No ●	37 ●	>7.5 < 15 liters ●	100% ●	<= weekly ●
	Sin Tet Maw	682	2,564	DRC	99% ●	No ●	100% ●	100% ●	Yes ●	No ●	8 ●	>15 liters ●	100% ●	<= weekly ●
Sittwe	Basare	380	2,411	LWF	100% ●	Yes ●	100% ●	100% ●	Yes ●	Yes ●	22 ●	>15 liters ●	100% ●	<= weekly ●
	Baw Du Pha 1	1,012	5,005	DRC	91% ●	Yes ●	100% ●	100% ●	Yes ●	Yes ●	24 ●	>15 liters ●	100% ●	<= weekly ●
	Baw Du Pha 2	1,333	7,598	DRC	100% ●	Yes ●	100% ●	100% ●	Yes ●	Yes ●	33 ●	>15 liters ●	100% ●	<= weekly ●
	Dar Pai	1,850	10,933	DRC	100% ●	No ●	100% ●	100% ●	Yes ●	Yes ●	23 ●	>15 liters ●	100% ●	<= weekly ●
	Khaung Doke Khar 1	392	2,427	LWF	99% ●	No ●	100% ●	100% ●	Yes ●	Yes ●	23 ●	>15 liters ●	100% ●	<= weekly ●
	Khaung Doke Khar 2	400	2,233	LWF	73% ●	No ●	0% ●	100% ●	Yes ●	Yes ●	22 ●	>15 liters ●	100% ●	<= weekly ●
	Maw Ti Ngar	657	3,895	NRC	88% ●	Yes ●	100% ●	100% ●	Yes ●	Yes ●	18 ●	>15 liters ●	100% ●	<= weekly ●
	Ohn Taw Chay	777	4,668	DRC	63% ●	No ●	100% ●	100% ●	Yes ●	Yes ●	26 ●	>15 liters ●	100% ●	<= weekly ●
	Ohn Taw Gyi North	2,647	14,582	DRC	82% ●	Yes ●	100% ●	100% ●	Yes ●	Yes ●	23 ●	>15 liters ●	100% ●	<= weekly ●
	Ohn Taw Gyi South	2,260	11,908	LWF	47% ●	Yes ●	100% ●	100% ●	Yes ●	Yes ●	17 ●	>15 liters ●	100% ●	<= weekly ●
Say Tha Mar Gyi	2,678	14,643	DRC	100% ●	No ●	100% ●	100% ●	Yes ●	Yes ●	22 ●	>15 liters ●	100% ●	<= weekly ●	
Thae Chaung	2,062	12,447	LWF	100% ●	No ●	100% ●	100% ●	Yes ●	Yes ●	55 ●	>15 liters ●	54% ●	<= weekly ●	
Thet Kae Pyin	1,019	7,144	NRC	100% ●	Yes ●	100% ●	100% ●	Yes ●	Yes ●	25 ●	>15 liters ●	100% ●	<= weekly ●	