

CCCM/ SHELTER/ NFI Cluster Analysis Report (CAR) - Kachin/ NSS, Myanmar

30 Apr 2021

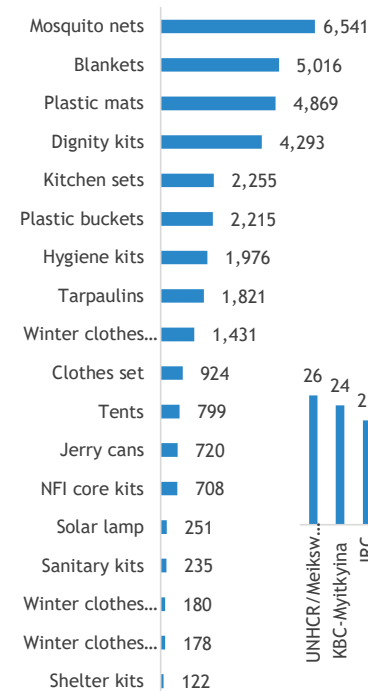


# of IDP locations	167
# of IDPs	104,905
# of IDP Households	20,226

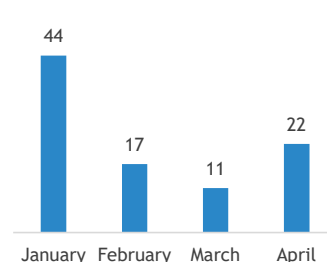
In Myanmar, the Shelter/NFI/CCCM Cluster was activated in January 2013. By March 2013, the Shelter/NFI/CCCM Cluster became operational in Kachin and Northern Shan States. Currently 3 Camp Management Agencies undertake substantial work for the Shelter/NFI/CCCM Cluster: data collection, coordination, monitoring of services, community mobilization and capacity building across camps that house over 104,000 IDPs. The objective of the Shelter/NFI/CCCM Cluster remains to ensure all of the priority camps, camps that contain the majority of IDPs, have a dedicated Camp Management Agency, delivering coordinated assistance in line with

# households (HH) and IDPs by camp/host community					Shelter overview				
State	Township	# HH	Sum of Total	# of IDP Loc.	# Shelters needed	# Shelters planned	# Shelters gap	Current coverage	
Kachin	Bhamo	1,251	7,126	7	226	109	117	48%	
	Chipwi	538	2,719	4	320	105	215	33%	
	Hpakant	827	4,183	21	359	163	196	45%	
	Mansi	2,869	14,215	11	1,001	95	906	9%	
	Mogaung	308	1,615	8	46	27	19	59%	
	Mohnyin	79	392	4	24	14	10	58%	
	Momauk	4,538	23,796	16	2,123	548	1,575	26%	
	Myitkyina	2,206	11,670	26	541	144	397	27%	
	Putao	103	528	3	-	-	-		
	Shwegu	405	1,800	3	41	-	41	no coverage	
	Sumprabum	227	1,157	4	-	-	-		
	Tanai	275	1,243	3	42	2	40	5%	
	Waingmaw	4,691	24,855	24	2,474	834	1,640	34%	
Kachin Total		18,317	95,299	134	7,197	2,041	5,156	28%	
NSS	Hseni	51	261	1	26	-	26	no coverage	
	Hsipaw	37	120	1	-	-	-		
	Kutkai	912	4,747	15	248	62	186	25%	
	Laukaing (Kokang SAZ)	200	1,000	2	-	-	-		
	Manton	58	305	2	28	-	28	no coverage	
	Muse	152	803	1	63	-	63	no coverage	
	Namhkan	355	1,742	6	194	52	142	27%	
	Namtu	144	628	5	59	27	32	46%	
	NSS Total		1,909	9,606	33	618	141	477	23%
Total		20,226	104,905	167	7,815	2,182	5,633	28%	

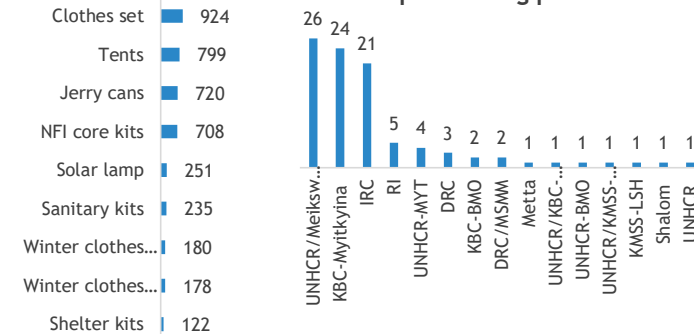
NFIs distributed 2020/21



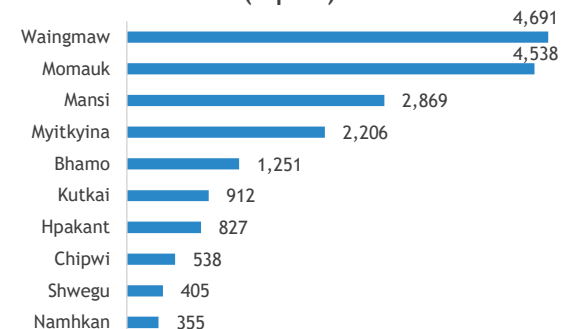
NFI distributions per month



NFI distributions by implementing partner

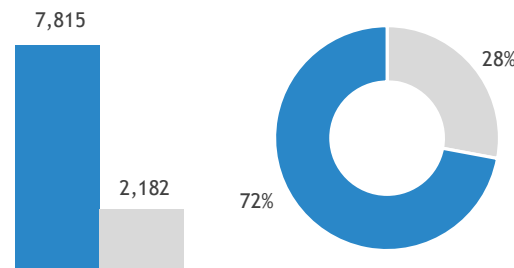


IDP households per Township (top 10)



Type of accommodation	GCA		NGCA	
	# camps	# Inds	# camps	# Inds
Boarding School	2	60	1	366
Camp	115	58835	16	36432
Camp like setting	18	3270	1	1329
IDPs in host	14	4613		
Grand Total	149	66778	18	38127

■ # Shelters needed
■ Shelter needs met
■ # Shelters planned
■ Shelter needs unmet



Implementing and supporting agencies:
 Cordaid, ICRC (observer), KBC, KMSS, Metta, MRCS, NRC, Save the Children International, SI, Nyein Foundation (Shalom), UNHCR