



Shelter, Settlement & NFI Dashboard

Quarter 4

Uganda Refugee Response Plan (RRP) 2020 - 2021

Jan - Dec 2020

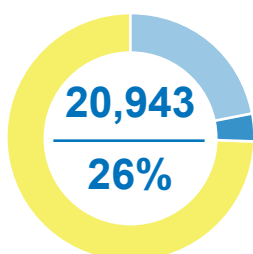
Overview

Despite restrictions on border entry due to COVID-19, the sector ensured that all populations of concern received appropriate and timely assistance in line with the sector strategy. This included shelter kits to enable them to construct their emergency shelter (which they can later turn into semi-permanent shelter) and non-food item (NFI) support in line with the minimum agreed standards for Uganda. The sector, through direct labour and technical support, also ensured that semi-permanent shelters were constructed for persons with specific needs using market and community-based approaches. Ongoing repair and maintenance of communal shelters at operational transit facilities and reception centers has continued in order to meet the desired living conditions while taking into consideration facilities needed to respond to the COVID-19 outbreak.

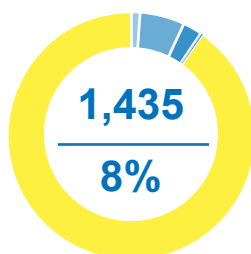
A key objective for the sector is to ensure that shelter options blend in with host communities, as such it continues to push for the implementation of a revised shelter strategy that takes into account more environmentally sustainable, culturally sensitive and flexible designs. In addition, a key approach throughout the settlements is the continued establishment of settlement planning guidelines following the Master Plan approach, which aims to improve site planning and contribute to land use optimisation.

Key indicators

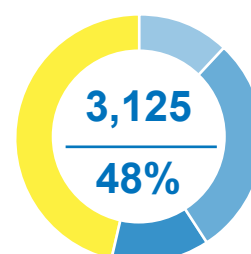
Achievements per quarter Q1 Q2 Q3 Q4 annual target



Newly arrived refugees receiving NFI kits
Target: 81,800



Refugee PSN households assisted with semi-permanent shelters
Target: 16,899 HH



Ind. trained and/or employed in sustainable construction
Target: 6,571

Objective: Ensure the minimum non-food items (NFI) standards for all refugees are met

Indicator Actual Target (2020 revised) Actual against annual target

Newly arrived refugees receiving NFI kits* Based on Q1 data due to the border closure as of March, updated to include DRC asylum-seekers who arrived in July

- Congolese and other refugees	13,052	48,100	27%
- South Sudanese refugees	6,407	29,700	22%
- Burundian refugees	1,484	4,000	37%

Objective: Access to improved and sustainable shelters for refugee households is increased

Indicator Actual Target (2020 revised) Actual against annual target

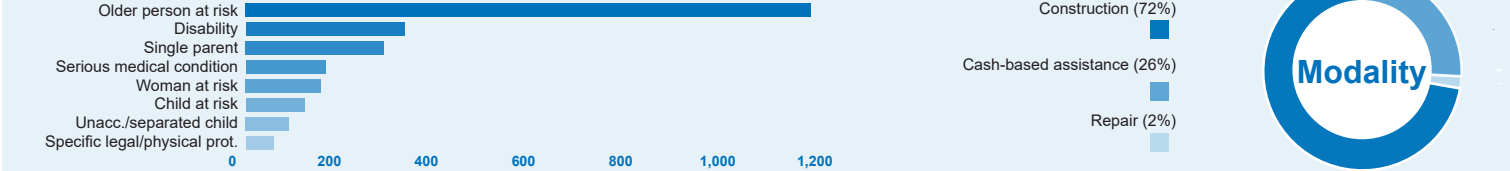
Individuals trained and/or employed in sustainable construction

- Congolese and other refugees	2,094	2,165	97%
- South Sudanese refugees	1,031	4,199	25%
- Burundian refugees	0	207	0%
- Host community	174	2,816	6%

Refugee PSN households assisted with semi-permanent shelters

- Congolese and other refugees	665 HH	5,490 HH	12%
- South Sudanese refugees	770 HH	10,974 HH	7%
- Burundian refugees	0 HH	435 HH	0%

Refugee PSN households assisted with semi-permanent shelters



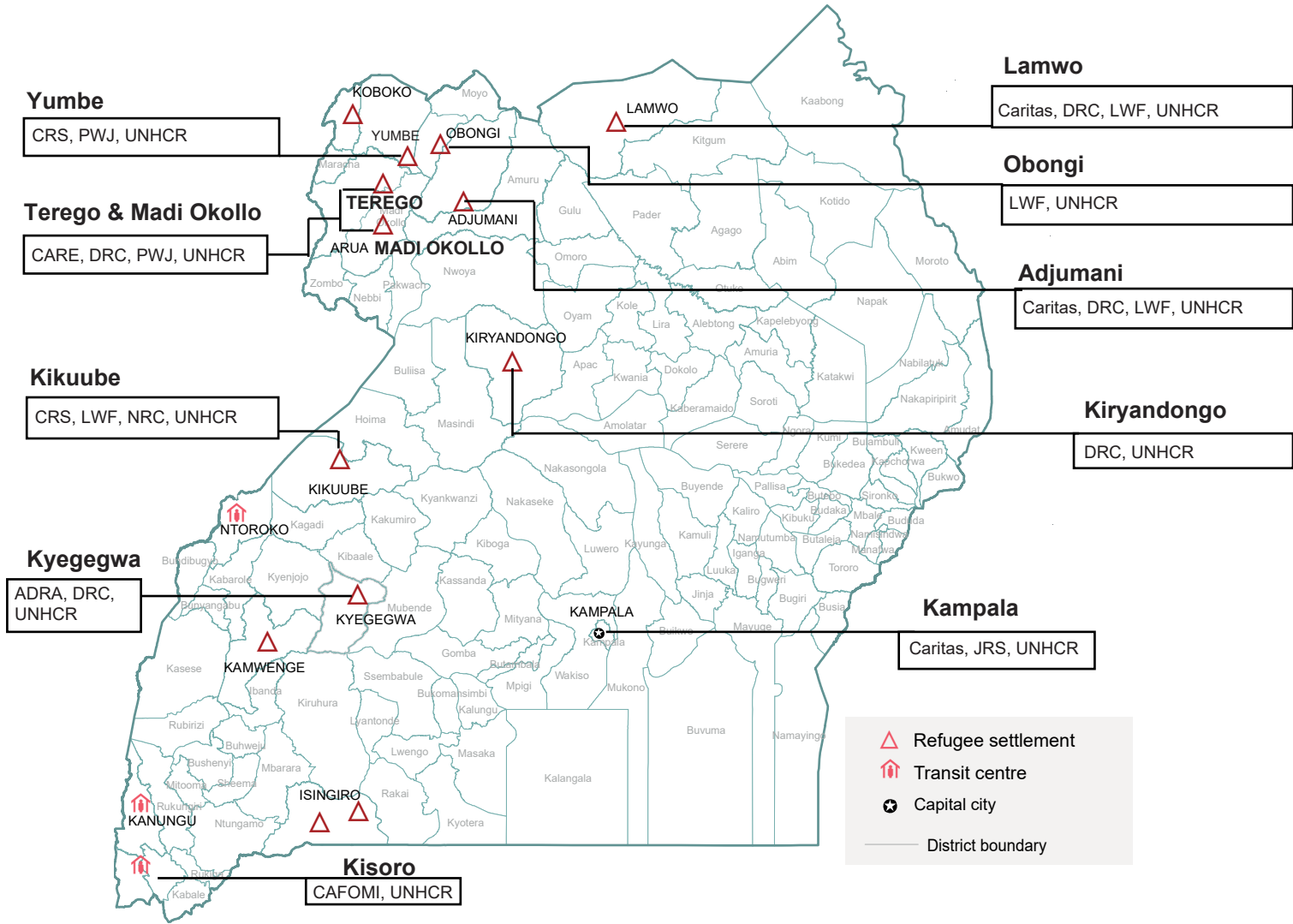
Objective: Sustainable settlement land use is maximised to optimal mutual benefit for refugees and hosts through the integration of settlement plans with local government plans and labour-intensive public works

Indicator	Actual	Target (2020 revised)	Actual against annual target
Roads rehabilitated for all-year access to community services			
- Congolese and other refugees	0 KM	73 KM	0%
- South Sudanese refugees	40 KM	241 KM	16%
- Burundian refugees	0 KM	22 KM	0%
- Host community	17 KM	336 KM	5%

Energy-efficient street lights installed in refugee hosting sub-counties

- Congolese and other refugees	4	225	2%
- South Sudanese refugees	63	275	23%
- Burundian refugees	0	60	0%

Operational presence



The boundaries and names shown and the designations on this map do not imply official endorsement or acceptance by the United Nations