

## KEY FIGURES

**13,954**

HOUSEHOLDS ACTIVE

**45,805**

ACTIVE INDIVIDUALS REGISTERED

**4,573**

IDENTIFIED  
VULNERABLE PERSONS AT  
REGISTRATION

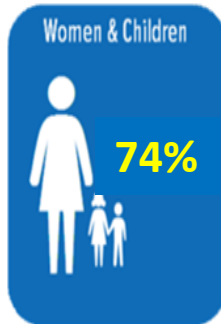

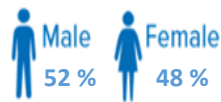
**43,838**

REFUGEES

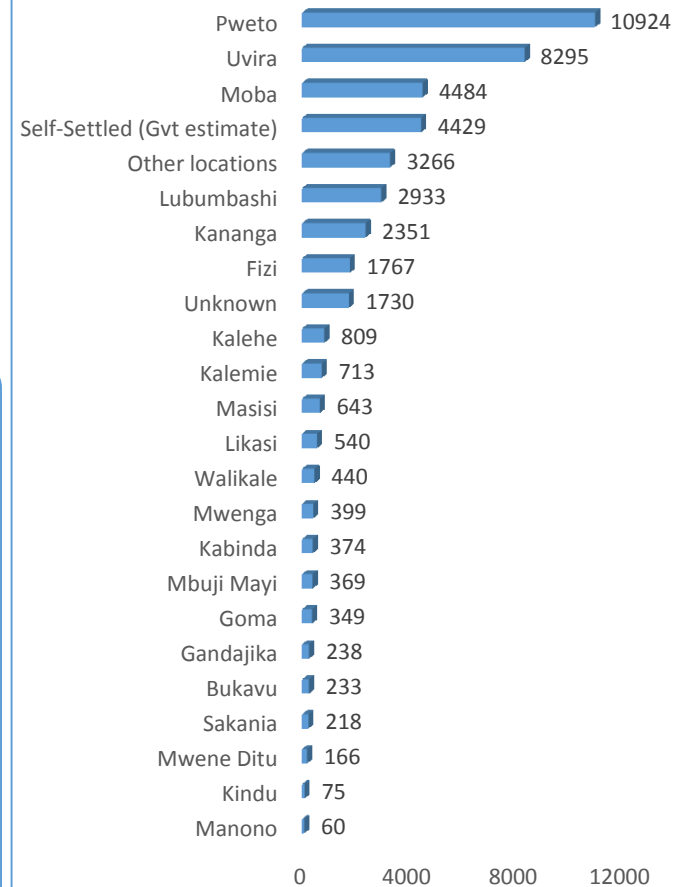
**1,967**

ASYLUM SEEKERS

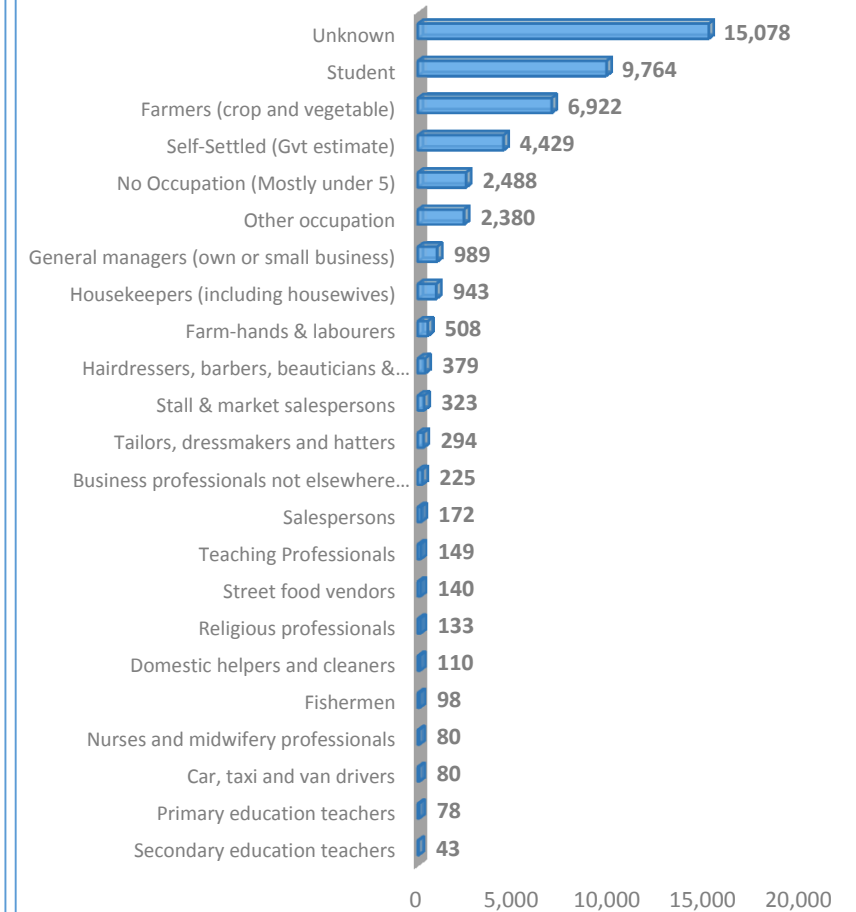
## DEMOGRAPHICS



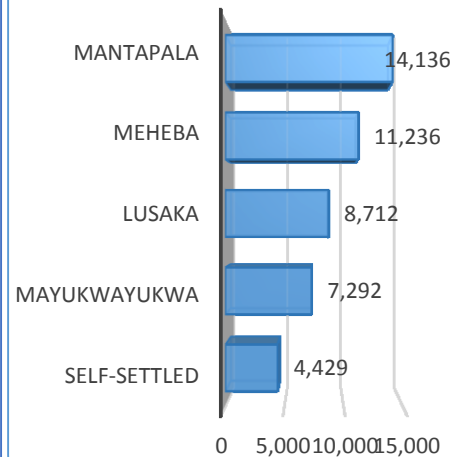
## AREAS OF ORIGIN



## OCCUPATION INFORMATION



### Congolese Refugees and Asylum seekers per location



DRC Monthly New Arrivals by place of registration since January 2017 to Date

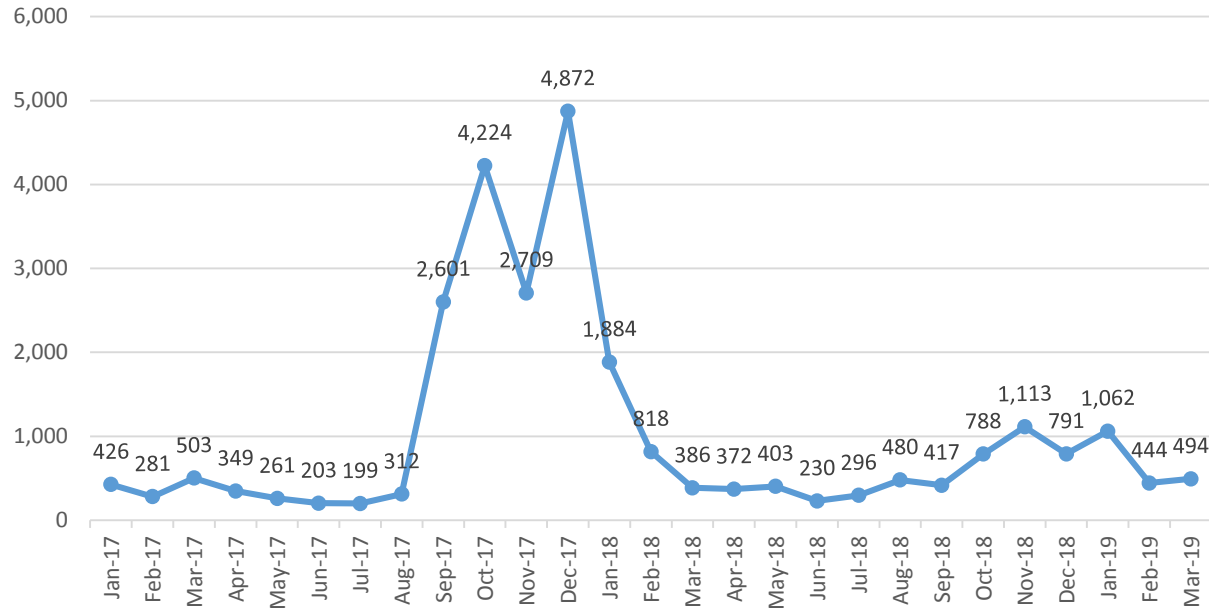
Location	Jan-17	Feb-17	Mar-17	Apr-17	May-17	Jun-17	Jul-17	Aug-17	Sep-17	Oct-17	Nov-17	Dec-17	Jan-18	Feb-18	Mar-18	Apr-18	May-18	Jun-18	Jul-18	Aug-18	Sep-18	Oct-18	Nov-18	Dec-18	Jan-19	Feb-19	Mar-19	Grand Total	
Lusaka	65	169	100	96	58	91	77	99	227	111	206	281	99	261	169	216	175	137	149	278	228	321	220	244	210	165	255	4,707	
Meheba	299	58	368	227	136	85	100	168	255	100	22	213	37	92	71	39	122	17	69	122	46	85	144	23	163	15	107	3,183	
Mayukwayukwa	62	54	35	26	67	27	22	45	53	67	57	55	15	22	11	19	1	0	2	6	0	0	1	0	0	0	1	648	
Mantapala/Nchele nge	0	0	0	0	0	0	0	0	0	2,066	3,946	2,424	4,323	1,733	443	135	98	105	76	76	74	143	382	748	524	689	264	131	18,380
<b>Grand Total</b>	<b>426</b>	<b>281</b>	<b>503</b>	<b>349</b>	<b>261</b>	<b>203</b>	<b>199</b>	<b>312</b>	<b>2,601</b>	<b>4,224</b>	<b>2,709</b>	<b>4,872</b>	<b>1,884</b>	<b>818</b>	<b>386</b>	<b>372</b>	<b>403</b>	<b>230</b>	<b>296</b>	<b>480</b>	<b>417</b>	<b>788</b>	<b>1,113</b>	<b>791</b>	<b>1,062</b>	<b>444</b>	<b>494</b>	<b>26,918</b>	

DRC Monthly New registration by place of registration since January 2017 to Date

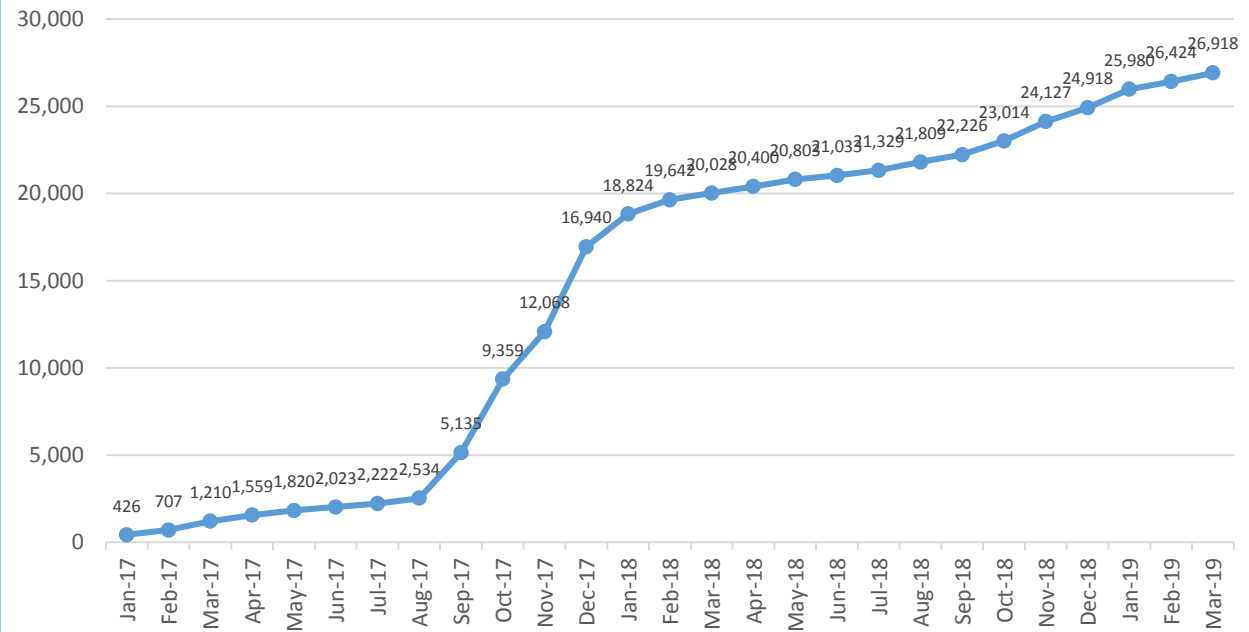
Locations	Registration Reason	17-Jan	17-Feb	17-Mar	17-Apr	17-May	17-Jun	17-Jul	17-Aug	17-Sep	17-Oct	17-Nov	17-Dec	18-Jan	18-Feb	18-Mar	18-Apr	18-May	18-Jun	18-Jul	18-Aug	18-Sep	Oct-18	Nov-18	Dec-18	Jan-19	Feb-19	Mar-19	Grand Total
		Lusaka	In Situ	11	102	39	100	78	108	89	76	40	121	532	218	122	137	133	104	83	39	61	87	49	83	118	107	92	39
	New Arrival	65	169	100	96	58	91	77	99	227	111	206	281	99	261	169	216	175	137	149	278	228	321	220	244	210	165	255	4,707
	New Birth	1	6	7	2	3	3	4	7	6	19	290	8	8	16	9	6	5	6	4	6	14	12	7	4	12	7	10	482
	<b>Sub Total</b>	<b>77</b>	<b>277</b>	<b>146</b>	<b>198</b>	<b>139</b>	<b>202</b>	<b>170</b>	<b>182</b>	<b>273</b>	<b>251</b>	<b>1,028</b>	<b>507</b>	<b>229</b>	<b>414</b>	<b>311</b>	<b>326</b>	<b>263</b>	<b>182</b>	<b>214</b>	<b>371</b>	<b>291</b>	<b>416</b>	<b>345</b>	<b>355</b>	<b>314</b>	<b>211</b>	<b>354</b>	<b>8,046</b>
Mayukwayukwa	In Situ	1	0	2	0	0	11	4	17	11	1	30	1	0	7	2	0	0	0	0	0	0	1	1	0	0	1	1	91
	New Arrival	62	54	35	26	67	27	22	45	53	67	57	55	15	22	11	19	1	0	2	6	0	0	1	0	0	0	1	648
	New Birth	6	7	14	12	20	3	46	119	90		16	4	20	19	6	7	7	8	4	16	12	21	27	10	4	14	12	443
	<b>Sub Total</b>	<b>69</b>	<b>61</b>	<b>51</b>	<b>38</b>	<b>87</b>	<b>41</b>	<b>72</b>	<b>181</b>	<b>73</b>	<b>68</b>	<b>103</b>	<b>60</b>	<b>35</b>	<b>48</b>	<b>19</b>	<b>26</b>	<b>8</b>	<b>8</b>	<b>6</b>	<b>22</b>	<b>12</b>	<b>22</b>	<b>29</b>	<b>10</b>	<b>4</b>	<b>15</b>	<b>14</b>	<b>1,182</b>
Meheba	In Situ	26	66	56	49	55	42	7	6	25	35	62	12	16	6	1	3	5	2	2	1	20	12	24	6	3	10	5	557
	New Arrival	299	58	368	227	136	85	100	168	255	100	22	213	37	92	71	39	122	17	69	122	46	85	144	23	163	15	107	3,183
	New Birth	38	43	9	13	18	4	23	11	38	51	2	16	30	26	17	10	19	12	25	16	20	25	25	11	14	25	32	573
	<b>Sub Total</b>	<b>363</b>	<b>167</b>	<b>433</b>	<b>289</b>	<b>209</b>	<b>131</b>	<b>130</b>	<b>185</b>	<b>318</b>	<b>186</b>	<b>86</b>	<b>241</b>	<b>83</b>	<b>124</b>	<b>89</b>	<b>52</b>	<b>146</b>	<b>31</b>	<b>96</b>	<b>139</b>	<b>86</b>	<b>122</b>	<b>193</b>	<b>40</b>	<b>180</b>	<b>50</b>	<b>144</b>	<b>4,313</b>
Mantapala/Nchele nge	In Situ	0	0	0	0	0	0	0	0	0	0	0	0	0	0	0	0	0	0	0	9	0	0	7	0	51	1	0	68
	New Arrival	0	0	0	0	0	0	0	0	2,066	3,946	2,424	4,323	1,733	443	135	98	105	76	76	74	143	382	748	524	683	264	131	18,380
	New Birth	0	0	0	0	0	0	0	0	0	8	9	22	45	55	52	50	39	32	38	17	38	30	46	40	8	42	97	668
	<b>Sub Total</b>	<b>0</b>	<b>0</b>	<b>0</b>	<b>0</b>	<b>0</b>	<b>0</b>	<b>0</b>	<b>0</b>	<b>2,066</b>	<b>3,954</b>	<b>2,433</b>	<b>4,345</b>	<b>1,778</b>	<b>498</b>	<b>187</b>	<b>148</b>	<b>144</b>	<b>108</b>	<b>114</b>	<b>100</b>	<b>181</b>	<b>412</b>	<b>801</b>	<b>564</b>	<b>742</b>	<b>307</b>	<b>228</b>	<b>19,116</b>
Grand Total	In Situ	38	168	97	149	133	161	100	99	76	157	624	231	138	150	136	107	88	41	63	97	69	96	150	113	146	51	95	3,573
	<b>New Arrival</b>	<b>426</b>	<b>281</b>	<b>503</b>	<b>349</b>	<b>261</b>	<b>203</b>	<b>199</b>	<b>312</b>	<b>2,601</b>	<b>4,224</b>	<b>2,709</b>	<b>4,872</b>	<b>1,884</b>	<b>818</b>	<b>386</b>	<b>372</b>	<b>403</b>	<b>230</b>	<b>296</b>	<b>480</b>	<b>417</b>	<b>788</b>	<b>1,113</b>	<b>791</b>	<b>1,056</b>	<b>444</b>	<b>494</b>	<b>26,918</b>
	New Birth	45	56	30	27	41	10	73	137	53	78	317	50	103	116	84	73	70	58	71	55	84	88	105	65	38	88	151	2,166

DRC Influx Started on 30 Aug 2017 & Biometric Registration Started on 25 Sep 2017 in Luapula Province. Since June 2018, a total number of 4,781 individuals who missed 3 consecutive GFD were de-activated in Nchelenge.

DRC Monthly new arrivals Trend Since January 2017 to date



DRC Monthly new arrivals Cumulative Trend Since January 2017 to date



Identified Persons with Specific Needs From DRC at registration

Vulnerability by Age Group.	0 - 4 Years	05 - 11 Years	12 - 17 Years	18 - 59 Years	60 Plus	Grand Total
Child at risk	13	286	333	0	0	632
Disability	6	37	41	238	75	397
Family unity	0	0	2	7	0	9
Older person at risk	0	0	0	21	204	225
Serious medical condition	6	21	21	166	33	247
Single parent	0	0	2	934	43	979
Specific legal and physical protection needs	47	108	70	70	1	296
Unaccompanied or separated child	53	556	899	0	0	1,508
Woman at risk	0	0	0	253	27	280
<b>Grand Total</b>	<b>125</b>	<b>1,008</b>	<b>1,368</b>	<b>1,689</b>	<b>383</b>	<b>4,573</b>

DRC population Refugees and Asylum seekers by age and sex breakdown

Age breakdown	Female	%	Male	%	Grand Total	%
00 - 04 years	3,515	8%	3,410	7%	6,925	15%
05 - 11 years	5,003	11%	4,918	11%	9,921	22%
12 - 17 years	3,403	7%	3,563	8%	6,966	15%
18 - 59 years	9,703	21%	11,279	25%	20,982	46%
60+ years	441	1%	570	1%	1,011	2%
<b>Grand Total</b>	<b>22,065</b>	<b>48%</b>	<b>23,740</b>	<b>52%</b>	<b>45,805</b>	<b>100%</b>

DRC Influx Started on 30 Aug 2017 & Biometric Registration Started on 25 Sep 2017 in Luapula Province. Since June 2018, a total number of 4,781 individuals who missed 3 consecutive GFD were de-activated in Nchelenge.