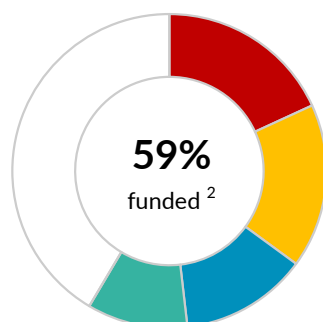
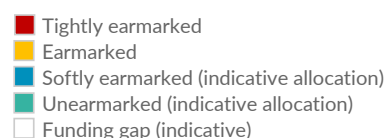


\$287.9 million

 UNHCR's financial requirements 2019 ¹

59%
 funded ²
WEST AFRICA

as of 22 October 2019


CONTRIBUTIONS ³ | USD

	■ Unearmarked	■ Softly earmarked	■ Earmarked	■ Tightly earmarked	Total
United States of America	-	8,725,472	34,200,000	3,000,000	45,925,472
European Union	-	-	-	27,329,708	27,329,708
Germany	-	6,668,597	-	8,442,209	15,110,806
Denmark	-	-	5,155,398	-	5,155,398
CERF	-	-	-	4,526,030	4,526,030
France	-	-	3,623,106	-	3,623,106
Italy	-	-	-	2,274,021	2,274,021
Czechia	-	-	1,136,364	1,069,748	2,206,111
Sweden	-	1,099,989	549,995	-	1,649,984
Country-Based Pooled Funds	-	-	-	1,299,393	1,299,393
Finland	-	1,112,347	-	-	1,112,347
Luxembourg	-	261,506	261,506	-	523,013
Private donors Germany	-	455,043	-	-	455,043
Spotlight Initiative	-	-	-	399,650	399,650
United Nations Trust Fund for Human Secu	-	-	-	332,734	332,734
Canada	-	-	303,951	-	303,951
UN Peacebuilding Fund	-	-	275,000	-	275,000
Spain	-	-	-	244,039	244,039
Fast Retailing Co., Ltd. (UNIQLO)	-	-	-	179,113	179,113
TOMS Shoes	-	-	-	165,152	165,152
Fondazione Milan Onlus	-	-	-	114,155	114,155
Private donors Spain	-	72,153	-	38,055	110,208
Unesco	-	-	-	108,070	108,070
UN Programme On HIV/AIDS	-	-	-	75,900	75,900
Nigeria	-	-	-	31,868	31,868
UN Women	-	-	-	9,173	9,173
Miscellaneous private donors	-	11,850	291	87,957	100,098
Sub-total	-	18,406,957	45,505,611	49,726,973	113,639,541
Indicative allocation of funds and adjustments	29,809,221	19,316,000	3,201,528	2,501,643	54,828,393
Total	29,809,221	37,722,957	48,707,139	52,228,616	168,467,934

Methodology: Unearmarked funding is allocated and reallocated multiple times during the year to allow UNHCR to fund prioritised activities. This funding update includes an indicative allocation of funds so as to accurately represent the resources available for the sub-region. The contributions earmarked for Senegal Regional Office shown above are combined with an indicative allocation of the softly earmarked and unearmarked contributions listed below. This allocation respects different levels of earmarking. Adjustments relate to programme support costs and carry-over.

OTHER SOFTLY EARMARKED CONTRIBUTIONS ⁴ | USD

United States of America 27.1 million | Private donors Australia 10.2 million | Canada 4.6 million | Private donors Republic of Korea 2.1 million

Malta | Private donors

UNEARMARKED CONTRIBUTIONS ⁵ | USD


Sweden 99.8 million | **Private donors Spain** 61.2 million | **United Kingdom** 44.6 million | **Norway** 44.5 million | **Netherlands** 37.5 million | **Private donors Republic of Korea** 31 million | **Germany** 26.7 million | **Denmark** 24.4 million | **Private donors Japan** 16.1 million | **Switzerland** 15.1 million | **Private donors Italy** 14.2 million | **France** 14 million | **Private donors USA** 11.7 million | **Private donors Sweden** 10.4 million | **Ireland** 10.2 million

Algeria | Argentina | Australia | Austria | Azerbaijan | Belgium | Bulgaria | Canada | Costa Rica | Estonia | Finland | Iceland | Indonesia | Islamic Republic of Pakistan | Kuwait | Liechtenstein | Luxembourg | Malta | Monaco | Montenegro | New Zealand | Peru | Philippines | Portugal | Qatar | Republic of Korea | Russian Federation | Saudi Arabia | Serbia | Singapore | Slovakia | Sri Lanka | Thailand | Turkey | United Arab Emirates | Uruguay | Private donors

Notes:

1. The financial requirements for West Africa are for the operations in Benin, Burkina Faso, Côte d'Ivoire, Gambia, Ghana, Guinea, Guinea-Bissau, Liberia, Mali, Niger, Nigeria, Senegal, Sierra Leone and Togo.
2. The percentage funded (59%) and total funding amount (\$168,467,934) are indicative based on the methodology described above. This leaves an indicative funding gap of \$119,427,763 representing 41% of the financial requirements.
3. Contributions to West Africa are shown by the earmarking modality as defined in the Grand Bargain.
4. Due to their earmarking at the region, or to a related situation or theme, the other softly earmarked contributions listed are those which can potentially be used in West Africa. Where a donor has contributed \$2 million or more, the total amount of the contributions is shown.
5. Contributed without restrictions on its use, unearmarked funding allows UNHCR critical flexibility in how best to reach refugees and other populations of concern who are in the greatest need and at the greatest risk. Where a donor has contribution \$10 million or more, the total amount of the contribution is shown.

For more information: <http://reporting.unhcr.org>

 Follow us on @UNHCRgov