

KEY FIGURES

314,443
Total refugee population

98%

Living in camps and settlements

82%

Are Women and Children

67,538
Households

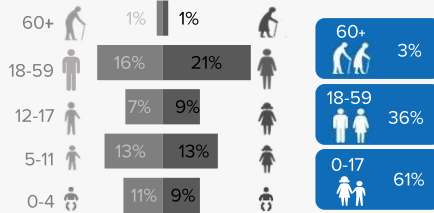
2%

Living in urban areas

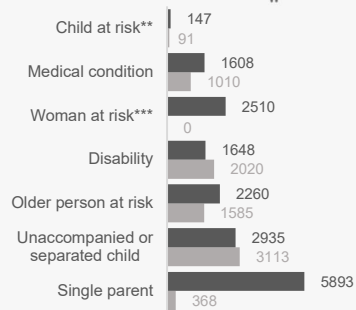
52%

Are female

Age and gender breakdown

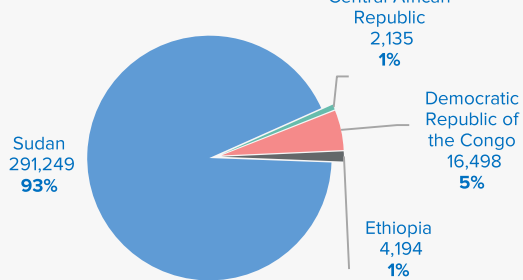


Main Specific needs*



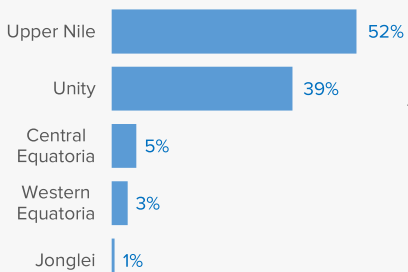
*individual can have more than one specific need
**Excludes children at risk of not attending school
***Excludes lactating mothers

Main countries of origin*



* Excludes 367 refugees from other countries

States hosting refugees

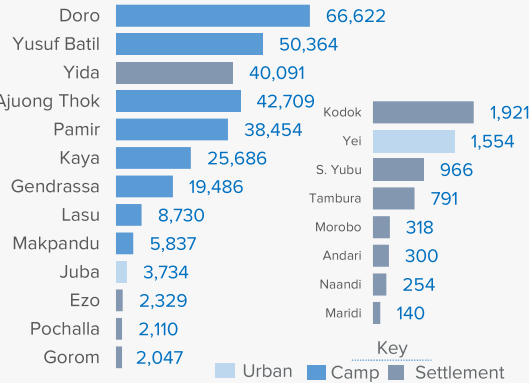


Our Partners

CRA, AAHI, ACROSS, ACTED, AHA, CARE, DRC, HDC, IMC, IRC, LWF, RI, SCI, SP, UMCOR, JRS and WVI.

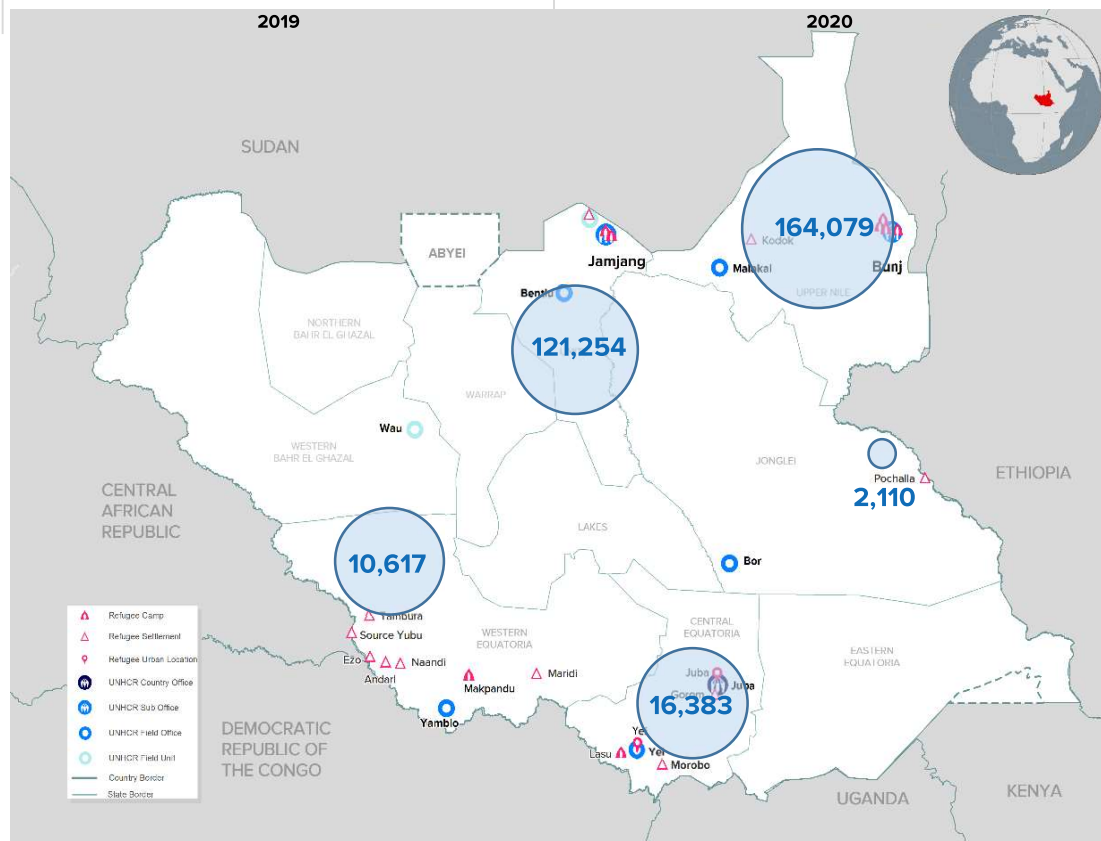
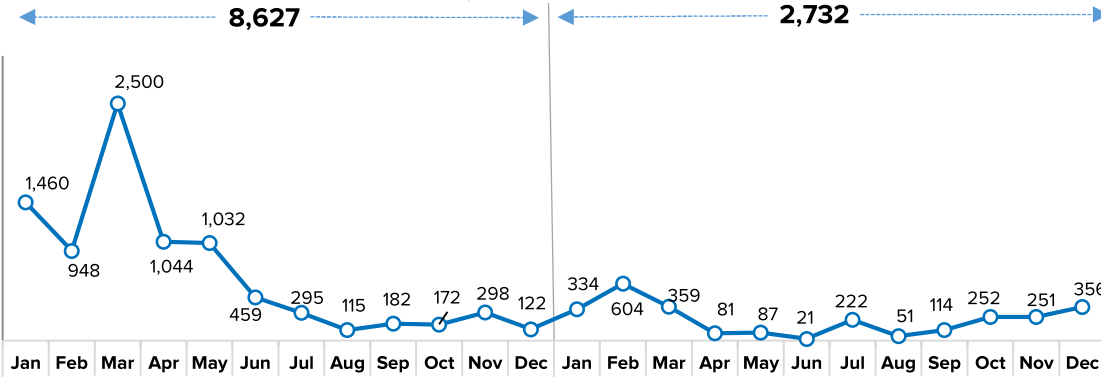
Note: South Sudan hosts 3,769 asylum seekers (Juba -3,755; Makpandu- 9; Maban-1; Pamir -4).

Refugee locations



Key: Urban (light blue), Camp (dark blue), Settlement (grey)

New arrivals trends Jan 2019 – Dec 2020



South Sudan Refugee statistics: Population by Location, Sex and Age Group

as of the 31-December-2020



State	Location	0 - 4 years			5 - 11 years			12 - 17 years			18 - 59 years			60 years +			Total			Households		
		F	M	Total	F	M	Total	F	M	Total	F	M	Total	F	M	Total	F	M	Total	F	M	Total
Upper Nile	Doro	6,748	7,115	13,863	8,557	9,077	17,634	5,321	5,471	10,792	12,966	10,066	23,032	710	591	1,301	34,302	32,320	66,622	7,790	6,045	13,835
	Kaya	2,499	2,696	5,195	2,992	3,189	6,181	2,049	2,012	4,061	5,310	3,796	9,106	490	653	1,143	13,340	12,346	25,686	2,775	2,477	5,252
	Yusuf Batil	4,995	5,208	10,203	5,898	6,177	12,075	4,043	4,066	8,109	9,941	7,931	17,872	957	1,148	2,105	25,834	24,530	50,364	4,807	4,612	9,419
	Gendrassa	1,799	1,935	3,734	2,328	2,484	4,812	1,637	1,547	3,184	3,977	3,016	6,993	347	416	763	10,088	9,398	19,486	2,163	1,831	3,994
	Kodok	0	0	0	274	286	560	224	182	406	477	401	878	40	37	77	1,015	906	1,921	327	213	540
	Total	16,041	16,954	32,995	20,049	21,213	41,262	13,274	13,278	26,552	32,671	25,210	57,881	2,544	2,845	5,389	84,579	79,500	164,079	17,862	15,178	33,040
Unity State	Ajong Thok	3,548	3,604	7,152	5,570	5,647	11,217	4,067	4,338	8,405	8,360	6,946	15,306	377	252	629	21,922	20,787	42,709	5,099	3,064	8,163
	Pamir	3,967	4,002	7,969	5,293	5,444	10,737	3,560	3,244	6,804	7,721	4,689	12,410	332	202	534	20,873	17,581	38,454	5,911	2,145	8,056
	Yida	2,691	2,786	5,477	6,304	6,419	12,723	4,249	3,935	8,184	9,340	3,683	13,023	426	258	684	23,010	17,081	40,091	6,114	1,792	7,906
	Total	10,206	10,392	20,598	17,167	17,510	34,677	11,876	11,517	23,393	25,421	15,318	40,739	1,135	712	1,847	65,805	55,449	121,254	17,124	7,001	24,125
Central Equatoria	Gorom	171	196	367	217	231	448	165	188	353	441	398	839	27	13	40	1,021	1,026	2,047	324	310	634
	Juba	100	82	182	214	198	412	136	132	268	463	2,287	2,750	7	115	122	920	2,814	3,734	246	2,302	2,548
	Lasu	92	98	190	1,280	1,283	2,563	829	804	1,633	2,114	1,826	3,940	257	147	404	4,572	4,158	8,730	1,254	1,191	2,445
	Morobo	2	3	5	57	51	108	26	44	70	71	53	124	4	7	11	160	158	318	38	41	79
	Yei	89	99	188	176	217	393	141	145	286	281	374	655	14	18	32	701	853	1,554	227	312	539
	Total	454	478	932	1,944	1,980	3,924	1,297	1,313	2,610	3,370	4,938	8,308	309	300	609	7,374	9,009	16,383	2,089	4,156	6,245
Jonglei State	Pochalla	200	201	401	218	259	477	190	235	425	574	168	742	52	13	65	1,234	876	2,110	435	87	522
	Total	200	201	401	218	259	477	190	235	425	574	168	742	52	13	65	1,234	876	2,110	435	87	522
Western Equatoria	Andari	0	0	0	49	48	97	19	25	44	86	52	138	8	13	21	162	138	300	60	61	121
	Ezo	0	0	0	252	283	535	155	153	308	786	504	1,290	105	91	196	1,298	1,031	2,329	554	423	977
	Makpandu	561	579	1,140	694	654	1,348	411	371	782	1,277	1,166	2,443	52	72	124	2,995	2,842	5,837	819	977	1,796
	Maridi	1	1	2	19	13	32	14	16	30	28	46	74	0	2	2	62	78	140	25	42	67
	Naandi	0	0	0	40	36	76	24	29	53	55	52	107	8	10	18	127	127	254	39	45	84
	Source yubu	0	0	0	138	170	308	89	88	177	287	161	448	16	17	33	530	436	966	195	124	319
	Tambura	0	1	1	145	157	302	84	73	157	201	118	319	8	4	12	438	353	791	147	95	242
	Total	562	581	1,143	1,337	1,361	2,698	796	755	1,551	2,720	2,099	4,819	197	209	406	5,612	5,005	10,617	1,839	1,767	3,606
Grand total		27,463	28,606	56,069	40,715	42,323	83,038	27,433	27,098	54,531	64,756	47,733	112,489	4,237	4,079	8,316	164,604	149,839	314,443	39,349	28,189	67,538

Asylum Seekers Population by Country of Origin, Sex and Age Group in South Sudan

as of the 31-December-2020



Country of Origin	Location	Principal Applicants			Persons																	
		Total Cases	Female headed		0 - 4 years			5 - 11 years			12 - 17 years			18 - 59 years			60 years +			Total		
			Cases	%	F	M	T	F	M	T	F	M	T	F	M	T	F	M	T	F	M	T
BURUNDI	Juba	734	21	3%	16	10	26	10	12	22	5	4	9	74	715	789	0	0	0	105	741	846
	Total	741	21	3%	16	10	26	10	12	22	5	4	9	74	715	789	-	-	-	105	741	846
CHAD	Juba	1	-	0%	-	-	-	-	-	-	-	-	-	-	1	1	-	-	-	-	1	1
	Total	1	-	3%	-	-	-	-	-	-	-	-	-	-	1	1	-	-	-	-	1	1
CAMEROON	Juba	2	-	0%	-	-	-	-	-	-	-	-	-	2	2	-	-	-	-	2	2	
	Makpandu	2	-	0%	-	-	-	-	-	-	-	-	-	2	2	-	-	-	-	2	2	
	Total	4	-	0%	-	-	-	-	-	-	-	-	-	4	4	-	-	-	-	4	4	
ERITREA	Juba	1,928	373	18%	83	126	209	59	67	126	3	9	12	535	1,530	2,065	7	64	71	687	1,796	2,483
	Makpandu	4	-	0%	-	-	-	-	-	-	-	-	-	-	4	4	-	-	-	-	-	4
	Total	1,932	373	19%	83	126	209	59	67	126	3	9	12	535	1,534	2,069	7	64	71	687	1,796	2,487
ETHIOPIA	Doro	1	-	0%	-	-	-	-	-	-	-	-	-	-	1	1	-	-	-	-	1	1
	Juba	272	61	18%	8	16	24	11	9	20	1	-	1	114	210	324	-	2	2	134	237	371
	Makpandu	2	-	0%	-	-	-	-	-	-	-	-	-	-	2	2	-	-	-	-	2	2
	Total	275	61	22%	8	16	24	11	9	20	1	-	1	114	213	327	-	2	2	134	240	374
SOMALIA	Juba	30	1	3%	-	-	-	-	-	-	-	-	-	1	29	30	-	-	-	1	29	30
	Total	30	1	3%	-	-	-	-	-	-	-	-	-	1	29	30	-	-	-	1	29	30
SUDAN	Juba	7	-	0%	-	1	1	-	-	-	-	-	-	2	5	7	-	2	2	2	8	10
	Pamir	-	-	0%	-	-	-	-	-	-	-	-	-	-	4	4	-	-	-	-	4	4
	Total	7	-	0%	-	1	1	-	-	-	-	-	-	2	9	11	-	2	2	2	12	14
SYRIA	Juba	1	-	0%	-	-	-	-	-	-	-	-	-	-	1	1	-	-	-	-	1	1
	Makpandu	1	1	0%	-	-	-	-	-	-	-	-	-	-	1	1	-	-	-	1	-	1
	Total	2	1	50%	-	-	-	-	-	-	-	-	-	-	2	2	-	-	-	1	1	2
Egypt	Juba	1	-	0%	-	-	-	-	-	-	-	-	-	-	1	1	-	-	-	-	1	1
	Juba	1	-	0%	-	-	-	-	-	-	-	-	-	-	1	1	-	-	-	-	1	1
UGANDA	Juba	4	-	0%	2	-	2	-	-	-	-	-	-	1	4	5	-	-	-	3	4	7
	Juba	2	-	0%	-	-	-	-	-	-	-	-	-	-	2	2	-	-	-	-	2	2
DRC	Juba	2	-	0%	-	-	-	-	-	-	-	-	-	-	2	2	-	-	-	-	2	2
	Total	8	-	0%	2	-	2	-	-	-	-	-	-	1	8	9	-	-	-	3	8	11
Grand Total		3,000	457	1	109	153	262	80	88	168	9	13	22	727	2,515	3,242	7	68	75	933	2,832	3,769