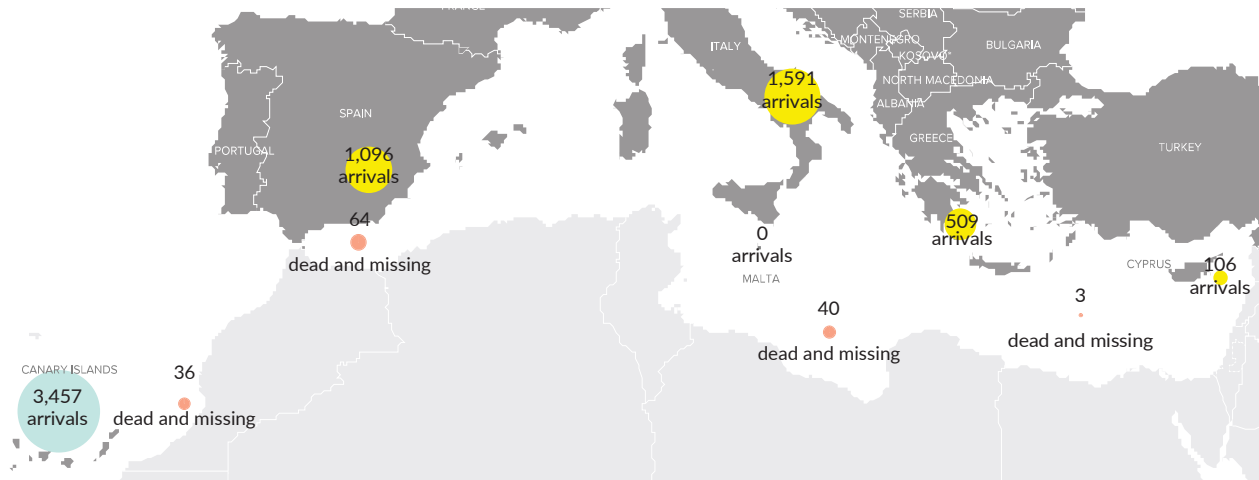


EUROPE SITUATIONS: DATA AND TRENDS

ARRIVALS AND DISPLACED POPULATIONS

FIGURES as of 31 DECEMBER 2020



Includes Serbia and Kosovo (S/RES/1244 [1999]). The boundaries and names shown, and the designations used on this map do not imply official endorsement or acceptance by the United Nations.

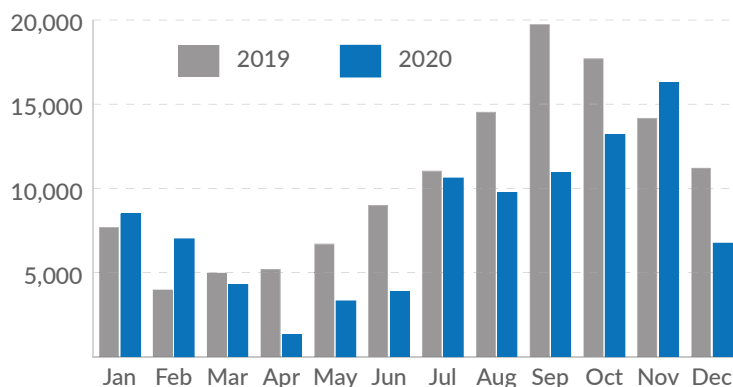
CUMULATIVE FIGURES (1 JANUARY - 31 DECEMBER 2020)

95,774 estimated arrivals

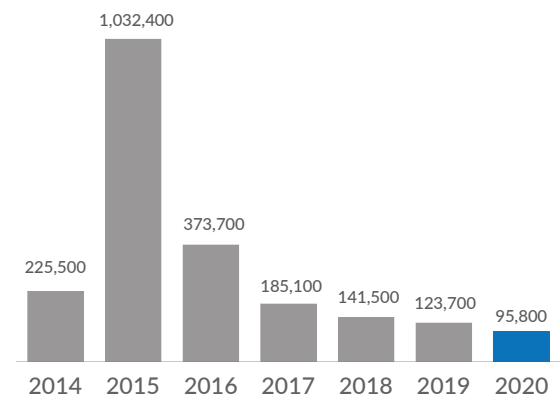
1,646 estimated dead and missing¹

CANARY ISLANDS ROUTE ²	WESTERN MEDITERRANEAN ROUTE ³	CENTRAL MEDITERRANEAN ROUTE ⁴	EASTERN MEDITERRANEAN ROUTE ⁵
23,023 arrivals	18,838 arrivals, of which	36,435 arrivals	17,478 arrivals, of which
no arrivals by land	1,535 by land	no arrivals by land	5,982 by land
480 dead and missing	329 dead and missing	735 dead and missing	102 dead and missing

Total Monthly Arrivals through the Mediterranean routes and the Canary Islands route



Yearly arrivals (rounded)



1 Dead and missing figures refer to the Mediterranean and Canary Islands routes. Information is compiled from a variety of sources, the quality and reliability of which can vary. While every effort has been made to ensure that all statistical information is verified, figures on dead and missing at sea represent an estimate. Triangulation of information and sources is performed on a continuous basis. Therefore amendments in figures may occur, including retroactively. In November 2020, the estimates of dead and missing along the Canary Islands route have been revised downward as new information has become available.

2 Includes sea arrivals in Canary Islands (Spain) via the Atlantic Ocean.

3 Includes sea and land arrivals in Spain via the Western Mediterranean route.

4 Includes sea arrivals in Italy and Malta.

5 Includes sea and land arrivals in Greece and sea arrivals in Cyprus.

ARRIVALS TO EUROPE

23%

Estimated decrease in arrivals in Europe via the **Mediterranean** and **Canary Islands** routes in 2020 vs. 2019

In total, sea arrivals in Europe via the Mediterranean and Canary Islands routes decreased by 23% in 2020 compared to 2019. However, the routes saw significant variation compared to last year, with an 84% decrease in sea arrivals in Greece in 2020, amid the growing number of reports on alleged pushbacks. Meanwhile, arrivals in Italy almost tripled. In Spain, while sea arrivals in the mainland decreased, there was a significant increase in arrivals in the Canary Islands.

While States generally preserved access to territory for people seeking international protection, an increasing number of credible reports about pushbacks at European borders, as well as some States' invocation of COVID-19 prevention measures to limit access to territory, affected the arrival and movement of asylum-seekers and refugees.

Spain was the primary entry point to Europe for those traveling along the Mediterranean and Canary Islands routes in 2020, receiving some 41,900 arrivals by land and sea. Of these, 55% arrived in the Canary Islands. Overall, most of those arriving in Spain were from Algeria, Morocco and Mali. In 2020, at

least 809 people perished at sea while trying to reach Spain along the Mediterranean (41%) and the Canary Islands routes (59%).

In 2020 in Italy, most arrivals had departed from Tunisia (43%), Libya (38%) and Turkey (12%). Persons arriving from Tunisia were mostly Tunisian nationals, while Bangladeshis comprised the largest group arriving from Libya. Crossings from Turkey to Italy increased in the latter half of the year, mainly composed of Pakistani and Afghan nationals.

Greece reported the arrival of 9,700 people by sea in 2020, with Afghans and Syrians remaining the two primary groups, despite the significant reduction in overall sea arrival numbers. As in previous years, more than a third of those arriving by sea were children. The Turkish Coast Guard reported having rescued or intercepted some 20,400 people in this period, many of whom had allegedly been pushed back while attempting to reach Greece.

i For more information please visit <https://data2.unhcr.org/en/situations/mediterranean>

SOUTH EASTERN EUROPE⁶

As part of mixed movements, in December, 1,701 persons arrived in the subregion, a 52% decrease compared to November (3,573) and a 53% decrease compared to December 2019. Overall, 2020 saw lower numbers of arrivals during winter, consistent with trends in previous years. An estimated 52,475 people arrived in or transited through South Eastern Europe in 2020.

In December, 180 persons submitted an asylum application across all countries in the subregion, for a total of 4,633 asylum applications in 2020. Eight new positive first-instance decisions (five refugee status and three subsidiary protection status) were issued in December. In 2020, 36 persons were granted refugee status and 49 persons subsidiary protection status across the subregion, while 176 applications were rejected. Serbia granted the highest number of refugee status decisions (17), followed by Kosovo (S/RES/1244 [1999]) (11), Montenegro (7) and Bosnia and Herzegovina (1). Meanwhile, Bosnia and Herzegovina issued the most subsidiary protection status decisions (28), followed by Serbia (12), Albania (4), Kosovo (S/RES/1244 [1999]) (3) and North Macedonia (2).

i For more information please visit <https://data2.unhcr.org/en/situations/westbalkans>

OTHER SITUATIONS

Turkey		Ukraine	
Refugees ⁷	3.6 million	Internally displaced persons ⁸	734,000
Asylum-seekers ⁷	328,000	Refugees ⁹	2,200
% of Syrians among the refugees	92%	Asylum-seekers ¹⁰	2,600
		Stateless persons ¹¹	35,700
		Other persons of concern ¹²	1.68 million
i For more information, please see the UNHCR Turkey Operational Update November 2020		i For more information, please see the UNHCR Ukraine Operational Update October 2020	

⁶ Includes Albania, Bosnia and Herzegovina, Montenegro, North Macedonia, Serbia and Kosovo (S/RES/1244 [1999]).

⁷ UNHCR - [Global Report 2019](#).

⁸ Residing more permanently in government-controlled areas (GCA). OCHA - [2020 Humanitarian Needs Overview - Ukraine](#), January 2020.

⁹ Refugees, including persons with complementary protection, UNHCR, State Migration Service of Ukraine as of 30 June 2020.

¹⁰ UNHCR as of 31 October 2020.

¹¹ UNHCR, State Migration Service of Ukraine as of 30 June 2020.

¹² Estimated number of vulnerable, conflict-affected persons living along the 'contact line' in government-controlled areas (GCA) and non-government controlled areas (NGCA), Protection Cluster, UNHCR - 2020.