

Emergency Response Team

Throughout 2013, UNHCR raced to keep up with the ever-growing influx of refugees from emergencies like Syria that began in previous years alongside new emergencies such as in Sudan, Central African Republic and from natural disasters such as Typhoon Haiyan in the Philippines.

We had deployed 464 emergency response team members to support 43 country emergency operations and delivered tonnes of relief items by land, sea and air, including 53 airlifts of aid to people in hard-to-reach places.

For detailed global report, please visit: www.unhcr.org/gr13/index.xml

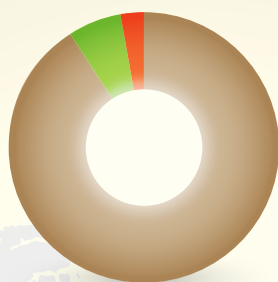
緊急應變小組

2013年是緊急救援行動頻繁的一年，緊急應變小組日以繼夜工作，以回應世界各地難民的需要，包括敘利亞、蘇丹及中非共和國。聯合國難民署更參與菲律賓海燕風災的緊急救援行動，為受影響的災民提供援助。

在這一年內，聯合國難民署先後派出了464名緊急應變小組成員到43個國家進行緊急救援工作，派發了數以噸計的救援物資，包括53次空運，將物資送抵難以陸路及海運到達的地方，交到難民手上。

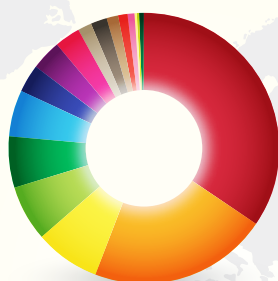
如欲參閱詳盡的全球報告，請登入：
www.unhcr.org/gr13/index.xml

2013 UNHCR Global Expenditures (US\$2,971,824,815) 2013年聯合國難民署全球支出 (2,971,824,815美元)



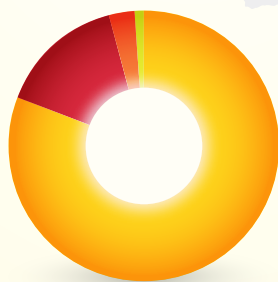
- 91.0% ■ Total delivery of refugee programs
難民項目支出
- 6.4% ■ Headquarters (2% covered by UN regular budget)
總部支出 (2%由聯合國常規預算資助)
- 2.6% ■ Global Private Sector Fundraising Service and External Relations
全球籌款及對外事務支出

2013 Delivery of Refugee Programs - Breakdown by Subregion 2013年難民項目支出 - 地區



- 34.7% ■ Middle East (中東)
- 21.3% ■ East and Horn of Africa (東非及非洲之角)
- 7.8% ■ Other Global Programs Support (其他全球支援項目)
- 6.7% ■ Central Africa and the Great Lakes (非洲中部)
- 5.9% ■ South-West Asia (亞洲西南部)
- 5.6% ■ West Africa (非洲西部)
- 3.5% ■ North Africa (非洲北部)
- 3.4% ■ Eastern Europe (歐洲東部)
- 3.1% ■ South-East Asia (亞洲東南部)
- 1.8% ■ Northern, Western, Central and Southern Europe (北歐、西歐、中歐及南歐)
- 1.8% ■ Latin America (拉丁美洲)
- 1.5% ■ Southern Africa (非洲南部)
- 1.0% ■ South-Eastern Europe (歐洲東南部)
- 0.8% ■ South Asia (亞洲南部)
- 0.4% ■ North America and the Caribbean (北美洲及加勒比海地區)
- 0.4% ■ East Asia and the Pacific (亞洲東部及太平洋地區)
- 0.3% ■ Central Asia (亞洲中部)

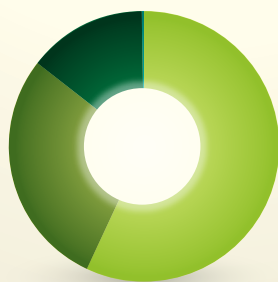
2013 Delivery of Refugee Programs – Breakdown by People of Concern 2013年難民項目支出 - 服務對象



- 81.0% ■ Refugee Program (難民項目)
- 15.0% ■ Internal Displaced People (IDP) Project (國內流離失所人士項目)
- 3.0% ■ Reintegration Project (重新融合項目)
- 1.0% ■ Stateless Program (無國籍人士項目)

2013 Overall Income (US\$2,965,412,397)

2013年聯合國難民署全球收入 (2,965,412,397美元)



- 88.8% ■ Governmental Donors, the European Union and Intergovernmental Donors (政府、歐盟及跨政府機構捐款)
- 6.4% ■ Private Donors (個人、基金及機構捐款)
- 3.2% ■ UN Funds (聯合國屬下機構捐款)
- 1.6% ■ UN Regular Budget (聯合國常規預算撥款)