

Statistical summary

as of
31-Jan-19

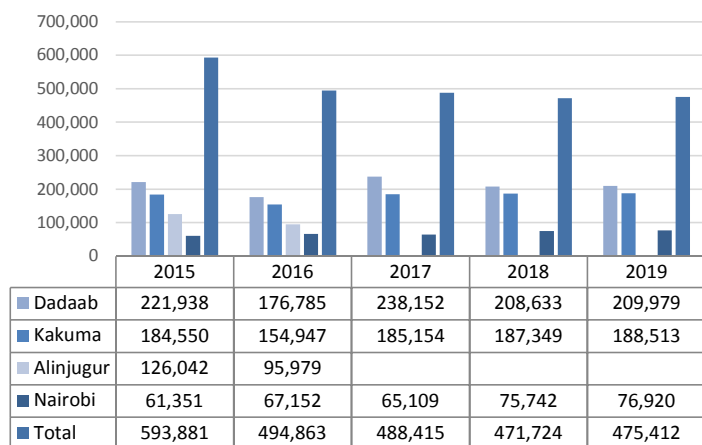
Refugees and Asylum Seekers in Kenya

	Total	Dadaab	Kakuma	Urban	
A. Refugees and Asylum Seekers	475,412	209,979	188,513	76,920	- Page 2
B. Registration	2,250	4	836	1,410	- Page 6
C. Refugee Status Determination					- Page 7
1. Applied	1,364	10	421	933	
2. Recognized	5	0	5	0	
3. Rejected	0	0	0	0	
4. Pending	51,821	1,301	21,930	28,590	
D. 2019 Resettlement Submissions	4,540	979	2205	1356	- Page 8
E. 2019 Resettlement Departures	1,298				- Page 9
F. 2019 Voluntary Repatriation	10,109	6324	1758	80	- Page 10

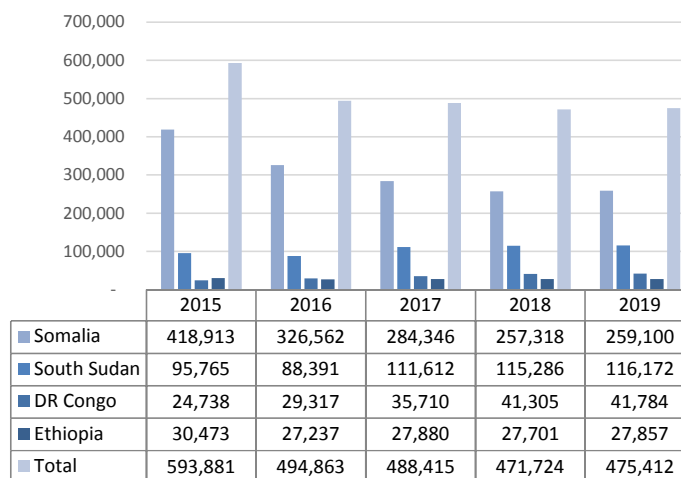
REFUGEES AND ASYLUM SEEKERS IN KENYA BY COUNTRY OF ORIGIN AND LOCATION

Country of Origin	2015					2016					2017				2018				2019			
	Alinjugur	Dadaab	Kakuma	Nairobi	Total	Alinjugur	Dadaab	Kakuma	Nairobi	Total	Dadaab	Kakuma	Nairobi	Total	Dadaab	Kakuma	Nairobi	Total	Dadaab	Kakuma	Nairobi	Total
Total	126,042	221,938	184,550	61,351	593,881	95,979	176,785	154,947	67,152	494,863	238,152	185,154	65,109	488,415	208,633	187,349	75,742	471,724	209,979	188,513	76,920	475,412
Somalia	122,663	208,741	54,886	32,623	418,913	93,342	165,388	37,813	30,019	326,562	229,064	35,549	19,733	284,346	200,886	33,844	22,588	257,318	202,174	33,966	22,960	259,100
South Sudan	32	1,277	93,413	1,043	95,765	13	1,095	84,983	2,300	88,391	990	105,168	5,454	111,612	978	108,450	5,858	115,286	989	109,140	6,043	116,172
DR Congo	154	187	9,861	14,536	24,738	68	150	9,753	19,346	29,317	114	11,533	24,063	35,710	93	12,232	28,980	41,305	94	12,305	29,385	41,784
Ethiopia	3,094	11,399	7,595	8,385	30,473	2,525	9,873	5,366	9,473	27,237	7,759	10,470	9,651	27,880	6,478	10,502	10,721	27,701	6,530	10,547	10,780	27,857
Sudan	-	74	10,023	169	10,266	1	58	9,078	169	9,306	53	9,789	166	10,008	46	9,879	181	10,106	38	9,956	182	10,176
Burundi	70	138	6,804	1,300	8,312	14	120	6,164	2,163	8,461	83	10,134	2,611	12,828	65	10,020	3,237	13,322	65	10,172	3,292	13,529
Uganda	12	67	1,158	670	1,907	7	72	1,159	732	1,970	57	1,705	720	2,482	65	1,501	846	2,412	67	1,512	862	2,441
Rwanda	14	20	615	960	1,609	6	17	505	1,102	1,630	16	611	1,015	1,642	11	612	1,117	1,740	11	605	1,137	1,753
Eritrea	-	18	126	1,481	1,625	-	9	55	1,526	1,590	8	60	1,273	1,341	4	192	1,607	1,803	4	193	1,666	1,863
Other	3	17	69	184	273	3	3	71	322	399	8	135	423	566	7	117	607	731	7	117	613	737

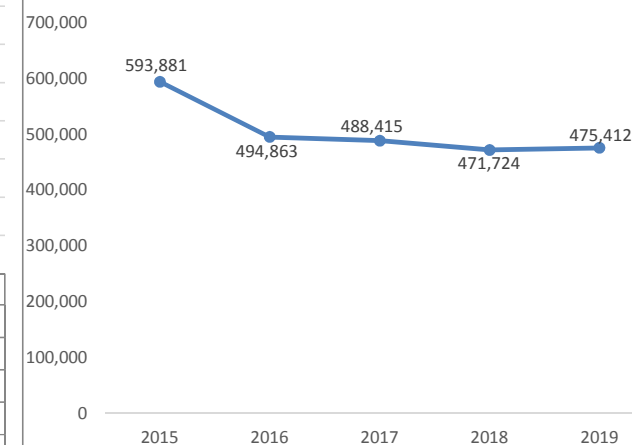
TREND BY LOCATION



TREND BY MAJOR COUNTRIES OF ORIGIN

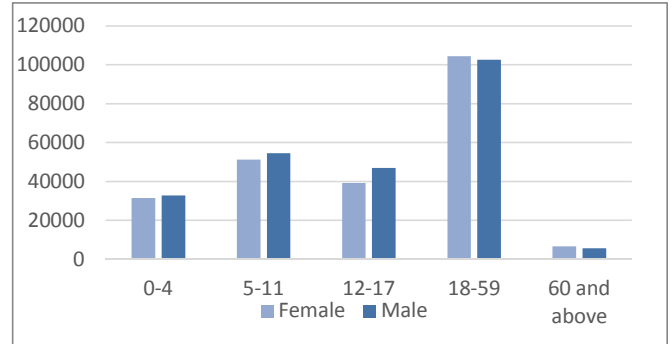


TREND SINCE 2015

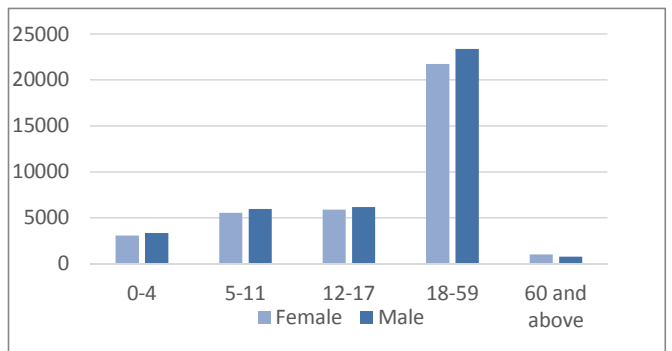


REFUGEES AND ASYLUM SEEKERS IN KENYA : DEMOGRAPHIC BREAKDOWN

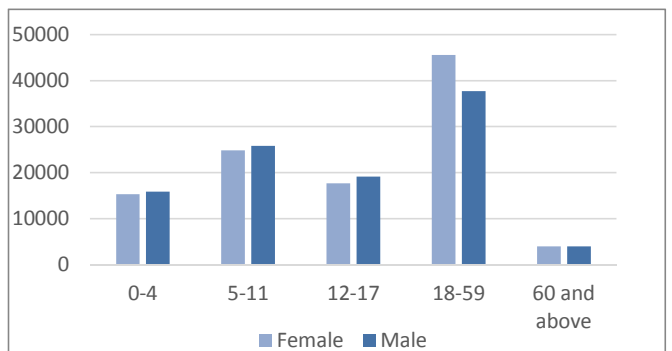
Total Kenya	Age Group	Sex				Total	
		Female		Male			
		#	%	#	%	#	%
	0-4	31,430	6.6%	32,803	6.9%	64,233	13.5%
	5-11	51,292	10.8%	54,580	11.5%	105,872	22.3%
	12-17	39,271	8.3%	46,885	9.9%	86,156	18.1%
	18-59	104,308	21.9%	102,602	21.6%	206,910	43.5%
	60 and above	6,633	1.4%	5,608	1.2%	12,241	2.6%
	Total	232,934	49.0%	242,478	51.0%	475,412	



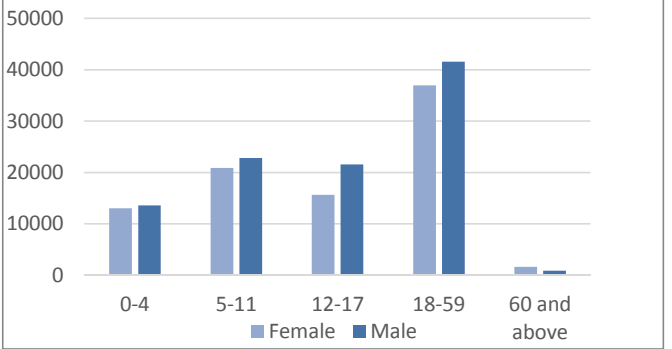
Nairobi	Age Group	Sex				Total	
		Female		Male			
		#	%	#	%	#	%
	0-4	3,086	4.0%	3,372	4.4%	6,458	8.4%
	5-11	5,538	7.2%	5,952	7.7%	11,490	14.9%
	12-17	5,908	7.7%	6,174	8.0%	12,082	15.7%
	18-59	21,743	28.3%	23,361	30.4%	45,104	58.6%
	60 and above	1,019	1.3%	767	1.0%	1,786	2.3%
	Total	37,294	48.5%	39,626	51.5%	76,920	



Dadaab	Age Group	Sex				Total	
		Female		Male			
		#	%	#	%	#	%
	0-4	15,318	7.3%	15,865	7.6%	31,183	14.9%
	5-11	24,849	11.8%	25,848	12.3%	50,697	24.1%
	12-17	17,713	8.4%	19,147	9.1%	36,860	17.6%
	18-59	45,591	21.7%	37,680	17.9%	83,271	39.7%
	60 and above	3,994	1.9%	3,974	1.9%	7,968	3.8%
	Total	107,465	51.2%	102,514	48.8%	209,979	



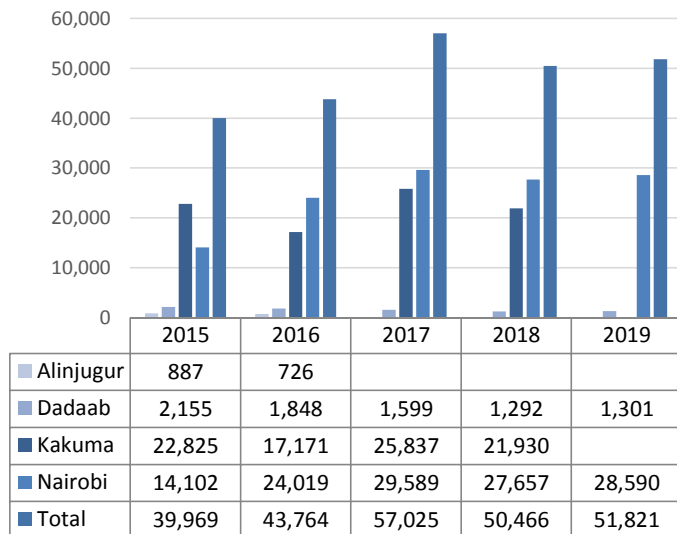
Kakuma	Age Group	Sex				Total	
		Female		Male			
		#	%	#	%	#	%
	0-4	13,026	6.9%	13,566	7.2%	26,592	14.1%
	5-11	20,905	11.1%	22,780	12.1%	43,685	23.2%
	12-17	15,650	8.3%	21,564	11.4%	37,214	19.7%
	18-59	36,974	19.6%	41,561	22.0%	78,535	41.7%
	60 and above	1,620	0.9%	867	0.5%	2,487	1.3%
	Total	88,175	46.8%	100,338	53.2%	188,513	



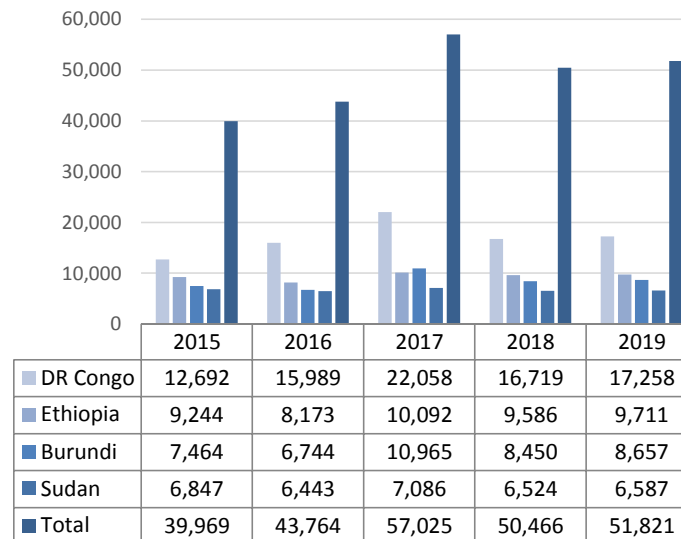
ASYLUM SEEKERS STATISTICS BY COUNTRY OF ORIGIN AND LOCATION

Country of Origin	2015					2016					2017				2018				2019			
	Alinjugur	Dadaab	Kakuma	Nairobi	Total	Alinjugur	Dadaab	Kakuma	Nairobi	Total	Dadaab	Kakuma	Nairobi	Total	Dadaab	Kakuma	Nairobi	Total	Dadaab	Kakuma	Nairobi	Total
Total	887	2,155	22,825	14,102	39,969	726	1,848	17,171	24,019	43,764	1,599	25,837	29,589	57,025	1,292	21,517	27,657	50,466	1,301	21,930	28,590	51,821
DR Congo	122	17	4,302	8,251	12,692	39	16	2,523	13,411	15,989	14	4,222	17,822	22,058	8	3,465	13,246	16,719	8	3,594	13,656	17,258
Ethiopia	514	1,900	4,147	2,683	9,244	425	1,583	2,133	4,032	8,173	1,129	3,786	5,177	10,092	881	3,286	5,419	9,586	889	3,323	5,499	9,711
Burundi	63	97	6,323	981	7,464	11	38	4,901	1,794	6,744	27	8,763	2175	10,965	22	6,239	2,189	8,450	22	6,398	2,237	8,657
Sudan	-	9	6,806	32	6,847	-	2	6,385	56	6,443	2	7,021	63	7,086	2	6,455	67	6,524	2	6,518	67	6,587
Uganda	9	9	744	508	1,270	1	10	783	545	1,339	9	1,311	533	1,853	6	1,124	439	1,569	6	1,135	464	1,605
Somalia	164	89	61	679	993	244	162	109	1,599	2,114	364	214	2,119	2,697	330	310	4,180	4,820	331	324	4,461	5,116
Rwanda	14	11	344	427	796	6	10	281	613	910	13	400	663	1,076	7	404	681	1,092	7	403	692	1,102
Eritrea	-	3	57	336	396	-	2	12	495	509	2	15	632	649	2	158	936	1,096	2	158	994	1,154
Other	1	14	38	120	173	-	3	44	246	293	4	105	339	448	3	70	453	526	3	70	473	546
South Sudan	-	6	3	85	94	-	22	-	1,228	1,250	35	-	66	101	31	6	47	84	31	7	47	85

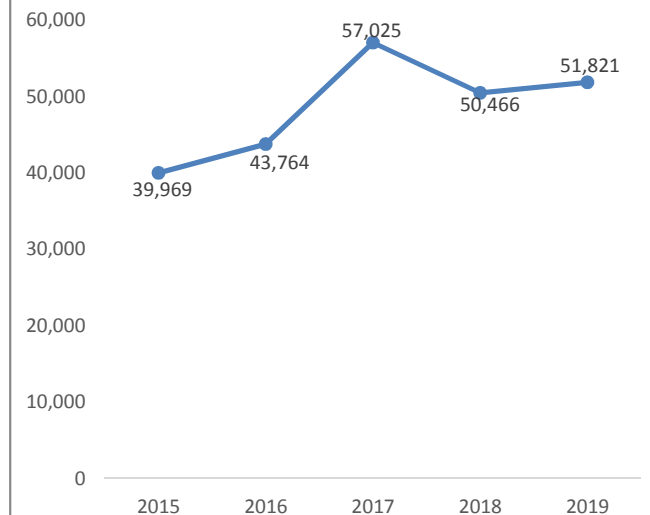
TREND BY LOCATION



TREND BY MAJOR COUNTRIES OF ORIGIN



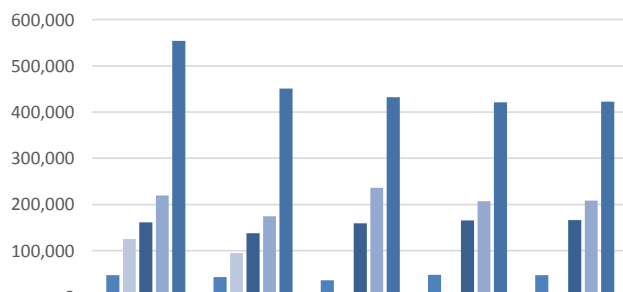
TREND SINCE 2015



REFUGEES IN KENYA BY COUNTRY OF ORIGIN AND LOCATION

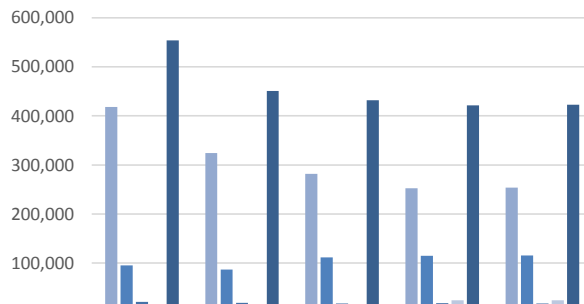
Country of Origin	2015					2016					2017				2018				2019			
	Alinjugur	Dadaab	Kakuma	Nairobi	Total	Alinjugur	Dadaab	Kakuma	Nairobi	Total	Dadaab	Kakuma	Nairobi	Total	Dadaab	Kakuma	Nairobi	Total	Dadaab	Kakuma	Nairobi	Total
Total	125,155	219,783	161,725	47,249	553,912	95,253	174,937	137,776	43,133	451,099	236,553	159,317	36,122	431,992	207,341	165,832	48,085	421,258	208,678	166,583	47,308	422,569
Somalia	122,499	208,652	54,825	31,944	417,920	93,099	165,225	37,704	28,420	324,448	228,700	35,335	17,679	281,714	200,556	33,534	18,408	252,498	201,843	33,642	18,127	253,612
South Sudan	32	1,271	93,410	958	95,671	13	1,073	84,983	1,072	87,141	955	105,168	5,401	111,524	947	108,444	5,811	115,202	958	109,133	5,811	115,902
Ethiopia	2,580	9,499	3,448	5,702	21,229	2,099	8,291	3,233	5,441	19,064	6,630	6,684	4,558	17,872	5,597	7,216	5,302	18,115	5,641	7,224	5,222	18,087
DR Congo	32	170	5,559	6,285	12,046	29	134	7,230	5,935	13,328	100	7,311	6,550	13,961	85	8,767	15,734	24,586	86	8,711	15,324	24,121
Sudan	-	65	3,217	137	3,419	1	56	2,693	113	2,863	51	2,768	105	2,924	44	3,424	114	3,582	36	3,438	114	3,588
Burundi	7	41	481	319	848	3	82	1,263	369	1,717	56	1,371	478	1,905	43	3,781	1,048	4,872	43	3,774	1,055	4,872
Eritrea	-	15	69	1,145	1,229	-	7	43	1,031	1,081	6	45	657	708	2	34	671	707	2	35	672	709
Rwanda	-	9	271	533	813	-	7	224	489	720	3	211	372	586	4	208	436	648	4	202	445	651
Uganda	3	58	414	162	637	6	62	376	187	631	48	394	192	634	59	377	407	843	61	377	398	836
Other	2	3	31	64	100	3	-	27	76	106	4	30	130	164	4	47	154	205	4	47	140	191

TREND BY LOCATION



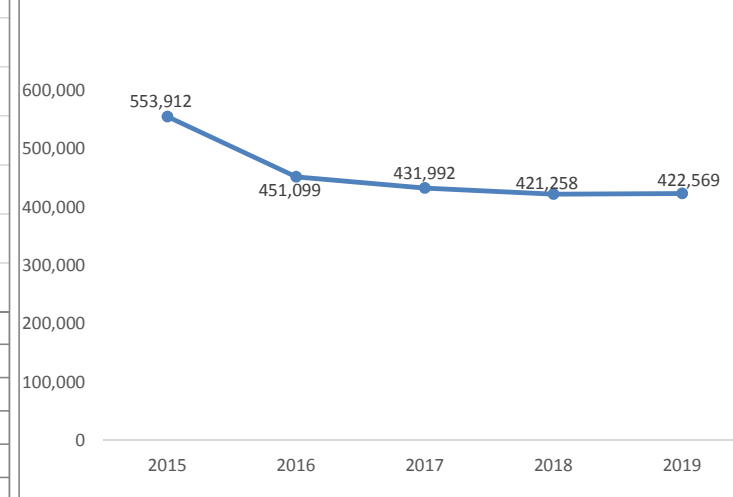
	2015	2016	2017	2018	2019
■ Nairobi	47,249	43,133	36,122	48,085	47,308
■ Alinjugur	125,155	95,253			
■ Kakuma	161,725	137,776	159,317	165,832	166,583
■ Dadaab	219,783	174,937	236,553	207,341	208,678
■ Total	553,912	451,099	431,992	421,258	422,569

TREND BY MAJOR COUNTRIES OF ORIGIN



	2015	2016	2017	2018	2019
■ Somalia	417,920	324,448	281,714	252,498	253,612
■ South Sudan	95,671	87,141	111,524	115,202	115,902
■ Ethiopia	21,229	19,064	17,872	18,115	18,087
■ DR Congo	12,046	13,328	13,961	24,586	24,121
■ Total	553,912	451,099	431,992	421,258	422,569

TREND SINCE 2015



KENYA REGISTRATION TREND BY LOCATION AND COUNTRY OF ORIGIN

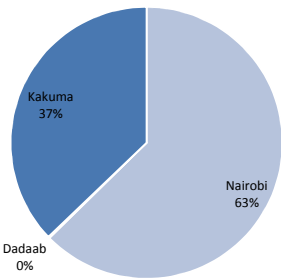
Total Kenya	Month	Total	AFG	ANG	BDI	BKF	CAR	COB	COD	CMR	ERT	ETH	ICO	LBR	NIG/ML	RSA	RWA	SLE	SOM	SSD	SUD	SYR	TAN	TIB	TUR	UGA	YEM	ZIM	OTHER	
	Jan	2,250	0	0	59	142	1	4	512	131	67	108	26	0	0	0	31	0	406	198	460	62	0	0	0	36	3	0	4	
	Feb	0	0	0	0	0	0	0	0	0	0	0	0	0	0	0	0	0	0	0	0	0	0	0	0	0	0	0	0	0
	Mar	0	0	0	0	0	0	0	0	0	0	0	0	0	0	0	0	0	0	0	0	0	0	0	0	0	0	0	0	0
	Apr	0	0	0	0	0	0	0	0	0	0	0	0	0	0	0	0	0	0	0	0	0	0	0	0	0	0	0	0	0
	May	0	0	0	0	0	0	0	0	0	0	0	0	0	0	0	0	0	0	0	0	0	0	0	0	0	0	0	0	0
	Jun	0	0	0	0	0	0	0	0	0	0	0	0	0	0	0	0	0	0	0	0	0	0	0	0	0	0	0	0	0
	Jul	0	0	0	0	0	0	0	0	0	0	0	0	0	0	0	0	0	0	0	0	0	0	0	0	0	0	0	0	0
	Aug	0	0	0	0	0	0	0	0	0	0	0	0	0	0	0	0	0	0	0	0	0	0	0	0	0	0	0	0	0
	Sep	0	0	0	0	0	0	0	0	0	0	0	0	0	0	0	0	0	0	0	0	0	0	0	0	0	0	0	0	0
	Oct	0	0	0	0	0	0	0	0	0	0	0	0	0	0	0	0	0	0	0	0	0	0	0	0	0	0	0	0	0
	Nov	0	0	0	0	0	0	0	0	0	0	0	0	0	0	0	0	0	0	0	0	0	0	0	0	0	0	0	0	0
	Dec	0	0	0	0	0	0	0	0	0	0	0	0	0	0	0	0	0	0	0	0	0	0	0	0	0	0	0	0	0
Total	2,250	0	0	59	142	1	4	512	131	67	108	26	0	0	0	31	0	406	198	460	62	0	0	0	36	3	0	4		

Nairobi	Month	Total	AFG	ANG	BDI	BKF	CAR	COB	COD	CMR	ERT	ETH	IND	LBR	NIG	RSA	RWA	SLE	SOM	SSD	SUD	SYR	TAN	TIB	TUR	UGA	YEM	ZIM	Other	
	Jan	1,410	0	0	59	0	1	4	512	1	67	106	0	0	0	0	31	0	404	191	1	0	0	0	0	26	3	0	4	
	Feb	0																												
	Mar	0																												
	Apr	0																												
	May	0																												
	Jun	0																												
	Jul	0																												
	Aug	0																												
	Sep	0																												
	Oct	0																												
	Nov	0																												
	Dec	0																												
Total	1,410	0	0	59	0	1	4	512	1	67	106	0	0	0	0	31	0	404	191	1	0	0	0	0	26	3	0	4		

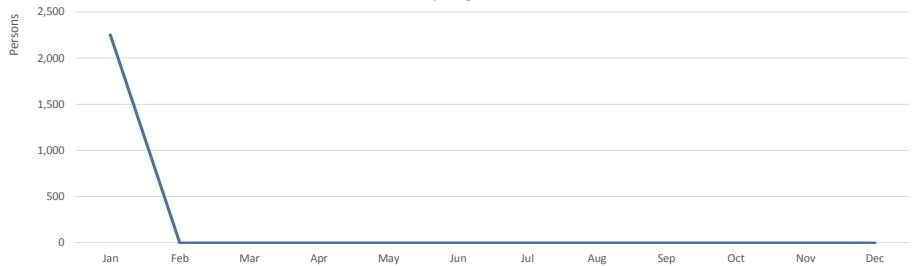
Dadaab	Month	Total	AFG	ANG	BDI	BKF	CAR	COB	COD	CMR	ERT	ETH	ICO	LBR	NIG	RSA	RWA	SLE	SOM	SSD	SUD	SYR	TAN	TIB	TUR	UGA	YEM	ZIM	Other	
	Jan	4	0	0	0	0	0	0	0	0	0	2	0	0	0	0	0	0	2	0	0	0	0	0	0	0	0	0	0	
	Feb	0																												
	Mar	0																												
	Apr	0																												
	May	0																												
	Jun	0																												
	Jul	0																												
	Aug	0																												
	Sep	0																												
	Oct	0																												
	Nov	0																												
	Dec	0																												
Total	4	0	0	0	0	0	0	0	0	0	2	0	0	0	0	0	0	2	0	0	0	0	0	0	0	0	0	0		

Kakuma	Month	Total	AFG	ANG	BDI	BKF	CAR	COB	COD	CMR	ERT	ETH	ICO	LBR	NIG	RSA	RWA	SLE	SOM	SSD	SUD	SYR	TAN	TIB	TUR	UGA	YEM	ZIM	Other	
	Jan	836	0	0	0	142	0	0	0	130	0	0	26	0	0	0	0	0	0	7	459	62	0	0	0	10	0	0	0	
	Feb	0																												
	Mar	0																												
	Apr	0																												
	May	0																												
	Jun	0																												
	Jul	0																												
	Aug	0																												
	Sep	0																												
	Oct	0																												
	Nov	0																												
	Dec	0																												
Total	836	0	0	0	142	0	0	0	130	0	0	26	0	0	0	0	0	0	7	459	62	0	0	0	10	0	0	0		

Registration Distribution by Location

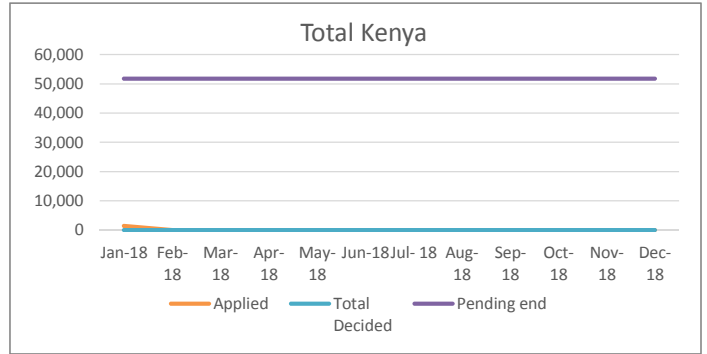


Monthly Registration Trend 2018

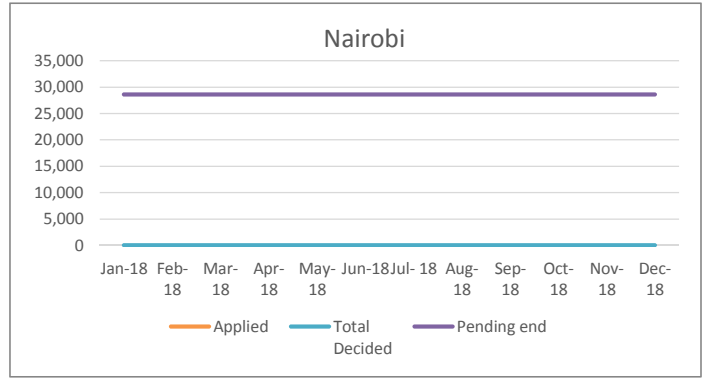


Individual Asylum Applications and Refugee Status Determination Trend

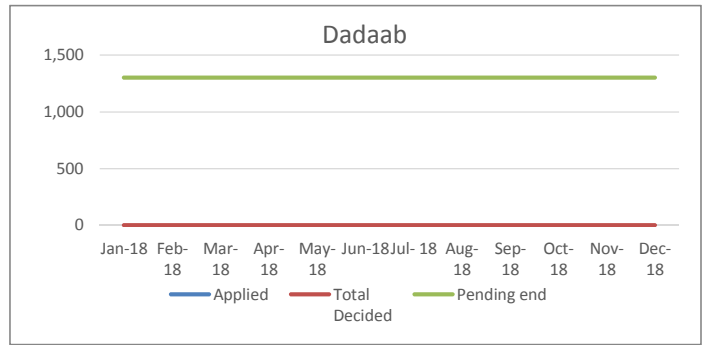
Total	Month	Pending begin	Applied	Reco-gnized	Reje-cted	Oth. Closed	Total Decided	Pending end
	Jan-18	50,466	1,364	5	0	4	9	51,821
	Feb-18	51,821	0	0	0	0	0	51,821
	Mar-18	51,821	0	0	0	0	0	51,821
	Apr-18	51,821	0	0	0	0	0	51,821
	May-18	51,821	0	0	0	0	0	51,821
	Jun-18	51,821	0	0	0	0	0	51,821
	Jul-18	51,821	0	0	0	0	0	51,821
	Aug-18	51,821	0	0	0	0	0	51,821
	Sep-18	51,821	0	0	0	0	0	51,821
	Oct-18	51,821	0	0	0	0	0	51,821
	Nov-18	51,821	0	0	0	0	0	51,821
	Dec-18	51,821	0	0	0	0	0	51,821
Total		1,364	5	0	4	9		



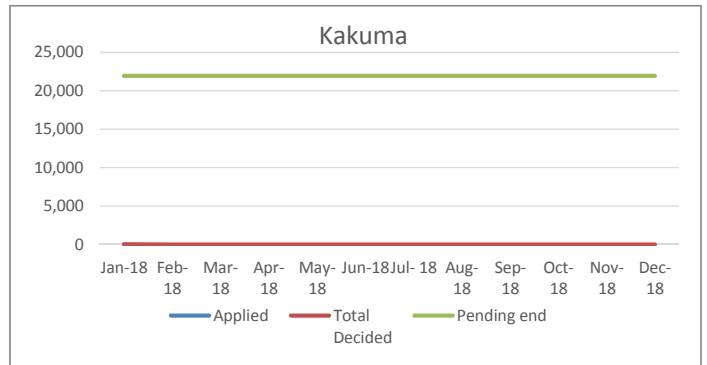
Nairobi	Month	Pending begin	Applied	Reco-gnized	Reje-cted	Oth. Closed	Total Decided	Pending end
	Jan-18	27,657	933	-	0	0	0	28,590
	Feb-18	28,590					0	28,590
	Mar-18	28,590					0	28,590
	Apr-18	28,590					0	28,590
	May-18	28,590					0	28,590
	Jun-18	28,590					0	28,590
	Jul-18	28,590					0	28,590
	Aug-18	28,590					0	28,590
	Sep-18	28,590					0	28,590
	Oct-18	28,590					0	28,590
	Nov-18	28,590					0	28,590
	Dec-18	28,590					0	28,590
Total		933	0	0	0	0		



Dadaab	Month	Pending begin	Applied	Reco-gnized	Reje-cted	Oth. Closed	Total Decided	Pending end
	Jan-18	1,292	10	0	0	1	1	1,301
	Feb-18	1,301					0	1,301
	Mar-18	1,301					0	1,301
	Apr-18	1,301					0	1,301
	May-18	1,301					0	1,301
	Jun-18	1,301					0	1,301
	Jul-18	1,301					0	1,301
	Aug-18	1,301					0	1,301
	Sep-18	1,301					0	1,301
	Oct-18	1,301					0	1,301
	Nov-18	1,301					0	1,301
	Dec-18	1,301					0	1,301
Total		10	0	0	1	1		

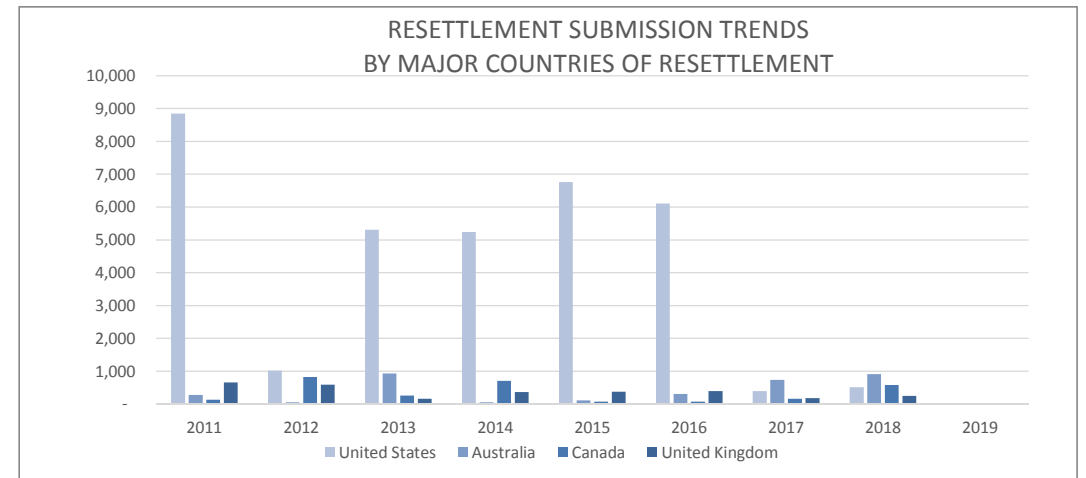
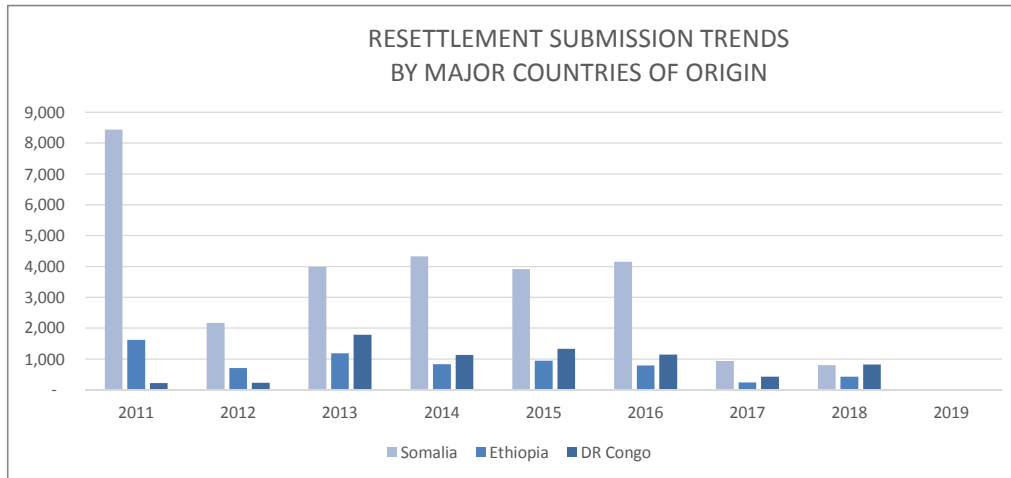


Kakuma	Month	Pending begin	Applied	Reco-gnized	Reje-cted	Oth. Closed	Total Decided	Pending end
	Jan-18	21,517	421	5	0	3	8	21,930
	Feb-18	21,930					0	21,930
	Mar-18	21,930					0	21,930
	Apr-18	21,930					0	21,930
	May-18	21,930					0	21,930
	Jun-18	21,930					0	21,930
	Jul-18	21,930					0	21,930
	Aug-18	21,930					0	21,930
	Sep-18	21,930					0	21,930
	Oct-18	21,930					0	21,930
	Nov-18	21,930					0	21,930
	Dec-18	21,930					0	21,930
Total		421	5	0	3	8		



RESETTLEMENT SUBMISSION BY COUNTRY OF ORIGIN										
Country of Origin	2011	2012	2013	2014	2015	2016	2017	2018	2019	Total
Somalia	8,439	2,170	3,985	4,325	3,909	4,147	929	795		28,699
Ethiopia	1,617	700	1,181	830	941	785	237	426		6,717
Sudan	175	30	29	158	541	104	4	25		1,066
DR Congo	218	230	1,783	1,132	1,326	1,143	424	821		7,077
Eritrea	25	20	111	73	116	55	26	33		459
Uganda	13	5	24	88	108	107	47	47		439
Burundi	17	22	58	46	121	81	100	53		498
Rwanda	13	24	22	31	78	26	10	8		212
South Sudan	-	33	214	111	420	701	143	196		1,818
Other	1	5	5	11	26	14	20	21		103
Total	10,518	3,239	7,412	6,805	7,586	7,163	1,940	2,425	0	47,088

RESETTLEMENT SUBMISSION BY COUNTRY OF RESETTLEMENT										
Country of Submission	2011	2012	2013	2014	2015	2016	2017	2018	2019	Total
United States	8,849	1,019	5,304	5,239	6,764	6,105	391	507		34,178
Australia	281	50	932	53	107	310	736	909		3,378
Canada	129	821	254	705	69	75	158	576		2,787
United Kingdom	657	585	155	363	378	397	180	248		2,963
Sweden	391	402	342	397	81	262	353	147		2,375
Netherlands	109	114	145	16	130	-	-	-		514
Denmark	6	14	16	14	29	6	-	-		85
Norway	72	218	218	12	11	5	6	-		542
France	-	-	29			1	88	38		156
Other	24	16	17	6	17	2	28	-		110
Total	10,518	3,239	7,412	6,805	7,586	7,163	1,940	2,425	0	47,088



* Due to an ongoing system upgrade, a breakdown of the statistics by CoO and Submission Countries is currently unavailable but will be availed in due course.

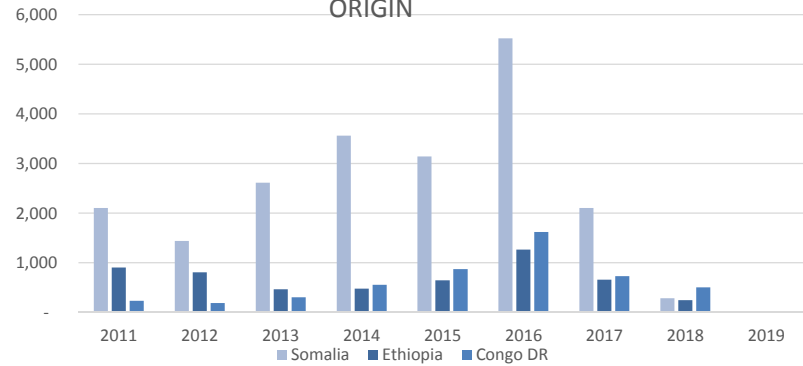
RESETTLEMENT DEPARTURES BY COUNTRY OF ORIGIN

Country of Origin	2011	2012	2013	2014	2015	2016	2017	2018	2019	Total
Somalia	2,102	1,442	2,612	3,562	3,142	5,521	2,102	285		20,768
Sudan	213	102	61	82	46	123	184	8		819
Ethiopia	906	806	469	480	645	1,265	663	248		5,482
Rwanda	35	26	26	21	28	56	24	22		238
Uganda	7	14	2	36	69	70	50	59		307
Congo DR	234	192	308	560	874	1,621	730	503		5,022
Burundi	35	14	13	23	30	70	50	51		286
Eritrea	48	25	25	57	28	121	62	27		393
SSD	-	35	88	92	136	412	272	94		1,129
Other	1	3	-		3	27	4	1		39
Total	3,581	2,659	3,604	4,913	5,001	9,286	4,141	1,298	0	34,483

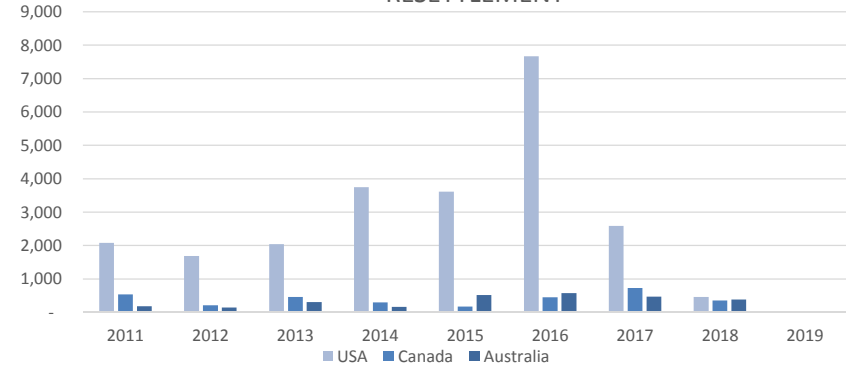
RESETTLEMENT DEPARTURES BY COUNTRY OF RESETTLEMENT

Country of Resettlement	2011	2012	2013	2014	2015	2016	2017	2018	2019	Total
USA	2,083	1,688	2,040	3,751	3,610	7,665	2,585	459		23,881
Canada	541	213	464	302	174	452	725	353		3,224
Australia	182	141	311	160	514	580	475	381		2,744
Sweden	329	88	331	229	341	238	83	4		1,643
United Kingdom	208	460	260	279	308	267	248	91		2,121
Netherlands	81	29	-	87	2	70	-	-		269
Norway	58	18	159	78	32	3	7	-		355
New Zealand	10	-	4	-	-	5	11	-		30
Denmark		10	22	7	7	4	-	-		50
Other	89	12	13	20	13	2	7	10		166
Total	3,581	2,659	3,604	4,913	5,001	9,286	4,141	1,298	0	34,483

RESETTLEMENT DEPARTURE TRENDS BY MAJOR COUNTRIES OF ORIGIN



RESETTLEMENT DEPARTURE TRENDS BY MAJOR COUNTRIES OF RESETTLEMENT



* The departure stats are as at end of October'18, an updated stats (as at end of Dec) will be availed in due course.

**VOLUNTARY REPATRIATION FROM KENYA
BY COUNTRY OF ORIGIN**

Country of Origin	Year											
	2009	2010	2011	2012	2013	2014	2015	2016	2017	2018	2019	Total
Sudan	665	64	28									757
Burundi	2	1		4						586		593
Rwanda	1	2	2	1								6
Mozambique	-	5							4			9
Somalia	-	6	69	4		485	5,616	33,783	35,403	7,559	77	83,002
Congo	-	3	2	7	3							15
Ethiopia	-	-								1,963		1,963
Uganda	-	-	4	1								5
Other	-	2	6					6		1		15
Total	668	83	111	17	3	485	5,616	33,789	35,407	10,109	77	86,365

