

Overview Northern Europe

Total Population
Northern Europe:

33,121,044

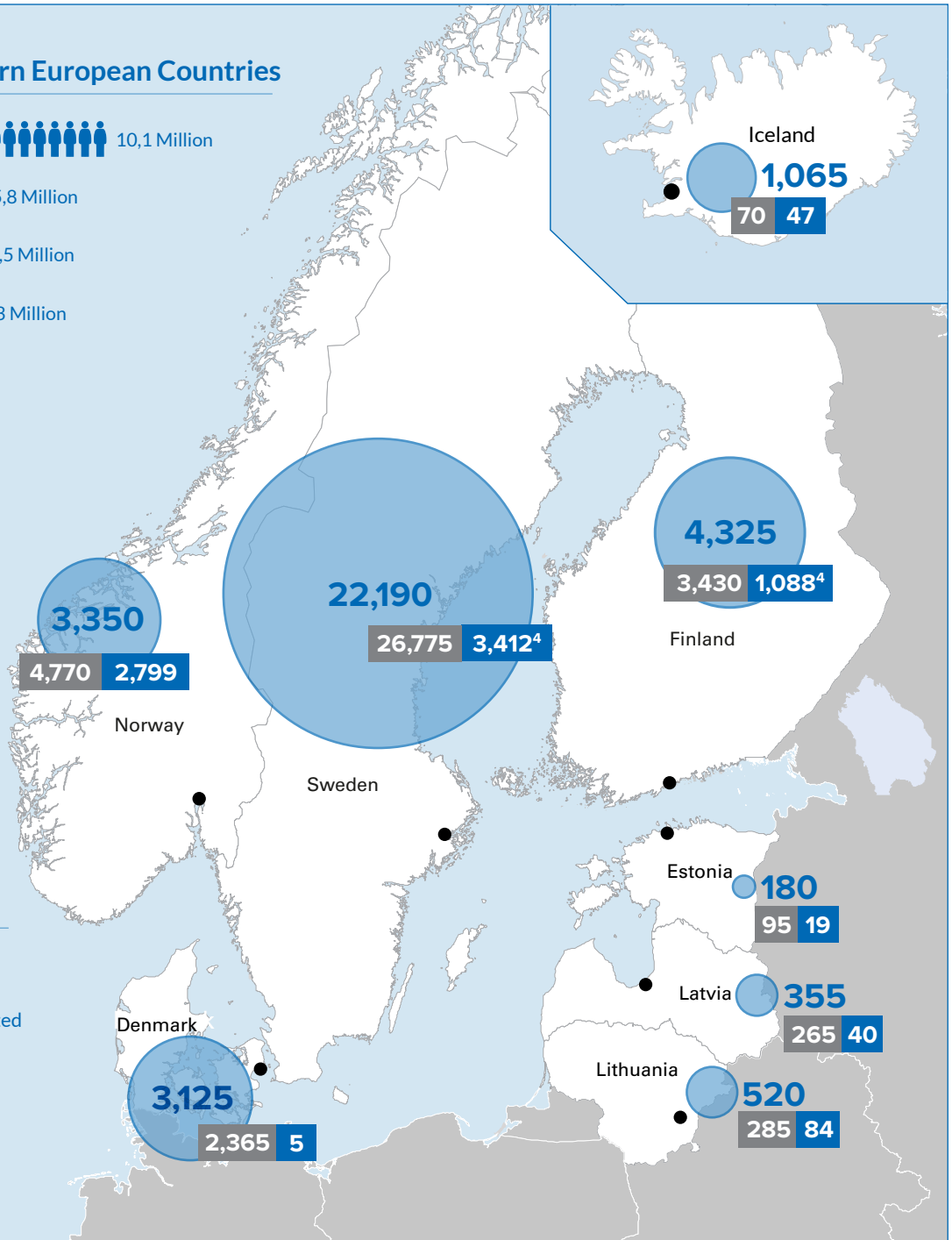
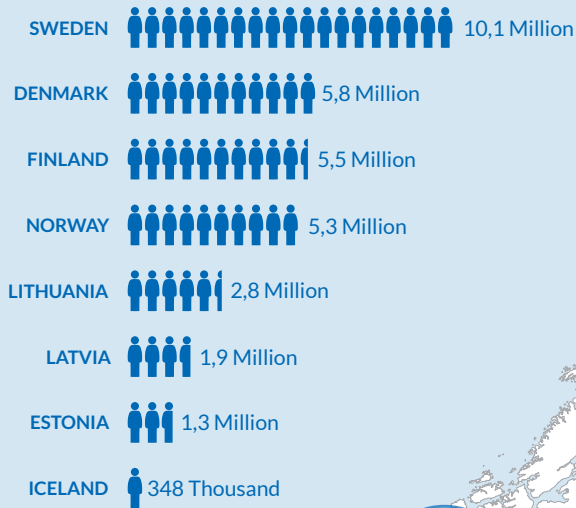
Source: 2

Total number of refugees,
asylum-seekers and
stateless persons in
Northern Europe (2017):

788,717

Source: 1

Population of Northern European Countries



Legend

-  Asylum-seekers arriving in 2017²
-  Number of people granted protection in 2017^{2,*}
-  Refugees resettled in 2017³

* Waiting times for asylum decisions may vary

Sources:

1. UNHCR Global Trends
2. Eurostat
3. UNHCR Resettlement Data Portal
4. Preliminary figures as reported by National Authorities

Sweden

Total country population:

10,120,242

Source: 2

Persons of concern to UNHCR (end of 2017):

327,709

Asylum-seekers **51,646**

Refugees **240,962**

Stateless **35,101**

Source: 1

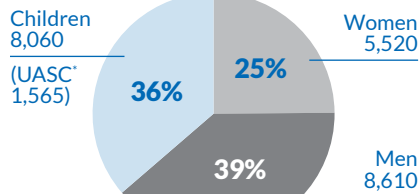
Asylum-seekers arriving January-June 2018

8,430

Source: 2

Asylum-seekers arriving in 2017

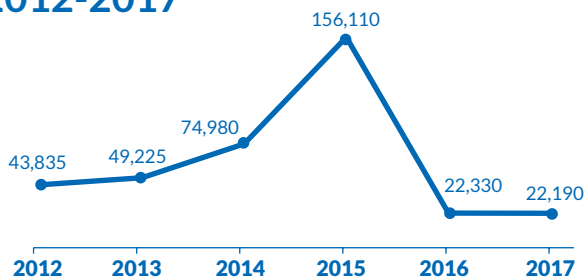
22,190



*Unaccompanied asylum-seeking children

Source: 2

Asylum-seekers arriving 2012-2017



Source: 2

Top 5 countries of origin among asylum-seekers arriving in 2017

Syria, Iraq, Eritrea, Afghanistan, Stateless

Number of people granted protection in 2017

26,775

As compared to 66,585 in 2016.

Note: Waiting times for asylum decisions may vary

Recognition rate for protection status in 2017:

44%

Source: 2

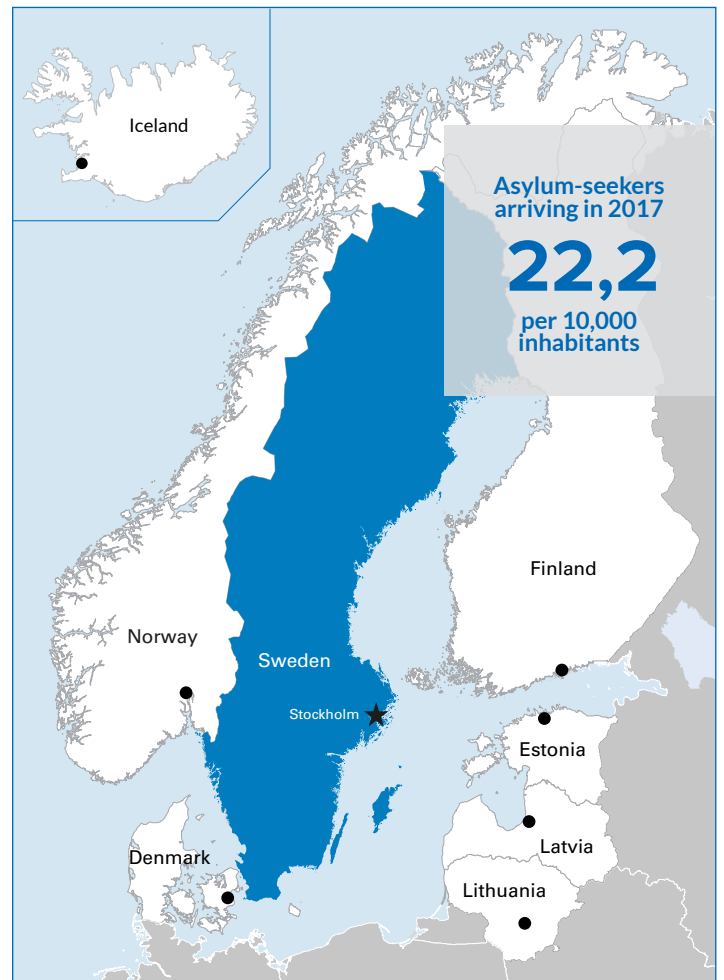
Refugees resettled in 2017:

3,412

Resettlement quota for 2018:

5,000

Source: 3



Denmark

Total country population:

5,781,190

Source: 2

Persons of concern to UNHCR (end of 2017):

47,927

Asylum-seekers **4,265**

Refugees **35,672**

Stateless **7,990**

Source: 1

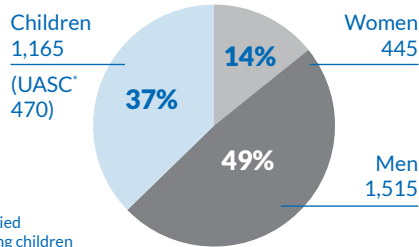
Asylum-seekers arriving January-June 2018

1,435

Source: 2

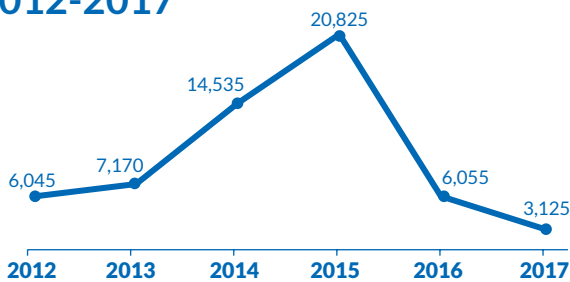
Asylum-seekers arriving in 2017

3,125



Source: 2

Asylum-seekers arriving 2012-2017



Source: 2

Top 5 countries of origin among asylum-seekers arriving in 2017

Syria, Morocco, Eritrea, Afghanistan, Iran

Number of people granted protection in 2017

2,365

As compared to 7,125 in 2016.

Note: Waiting times for asylum decisions may vary

Recognition rate for protection status in 2017:

34%

Source: 2

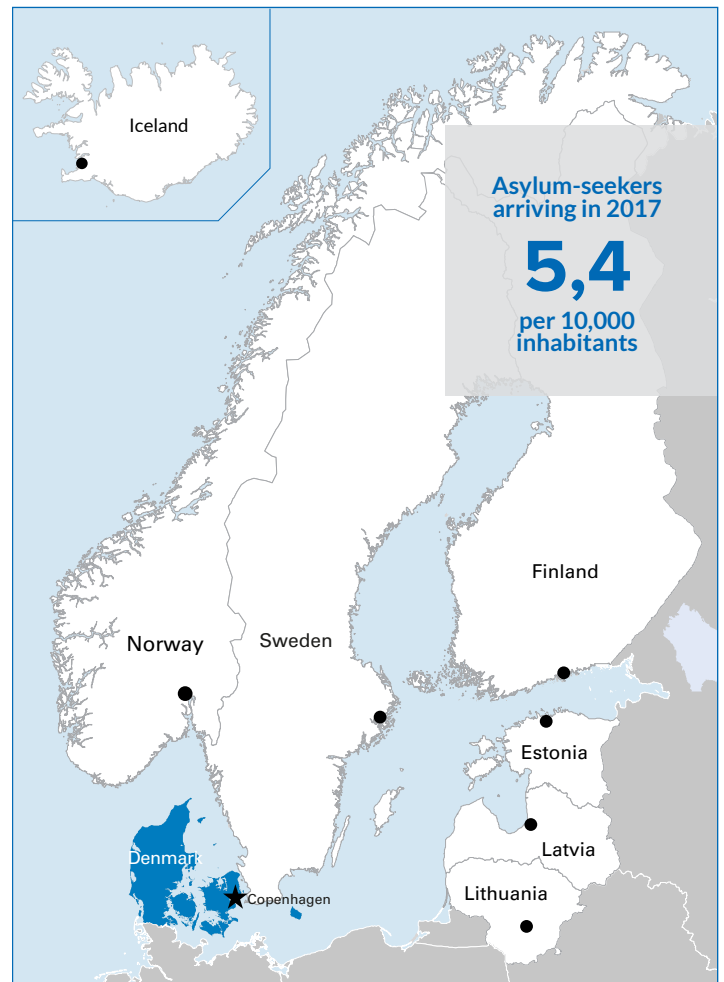
Refugees resettled in 2017:

5

Resettlement quota for 2018:

0

Source: 3



Finland

Total country population:

5,513,130

Source: 2

Persons of concern to UNHCR (end of 2017):

26,704

Asylum-seekers **3,150**

Refugees **20,805**

Stateless **2,749**

Source: 1

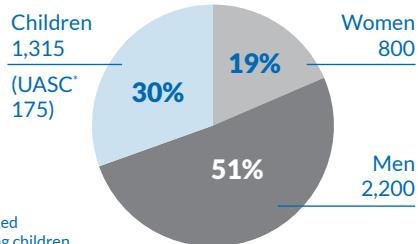
Asylum-seekers arriving January-June 2018

1,470

Source: 2

Asylum-seekers arriving in 2017

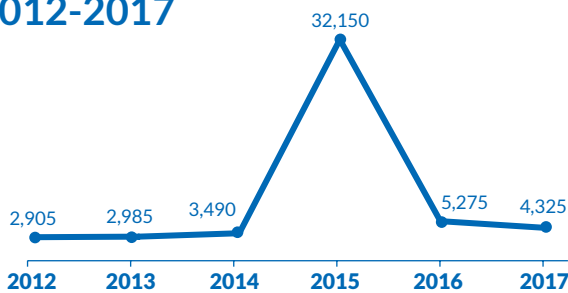
4,325



*Unaccompanied asylum-seeking children

Source: 2

Asylum-seekers arriving 2012-2017



Source: 2

Top 5 countries of origin among asylum-seekers arriving in 2017

Iraq, Syria, Eritrea, Russia, Afghanistan

Number of people granted protection in 2017

3,430

As compared to 7,070 in 2016.

Note: Waiting times for asylum decisions may vary

Recognition rate for protection status in 2017:

48%

Source: 2

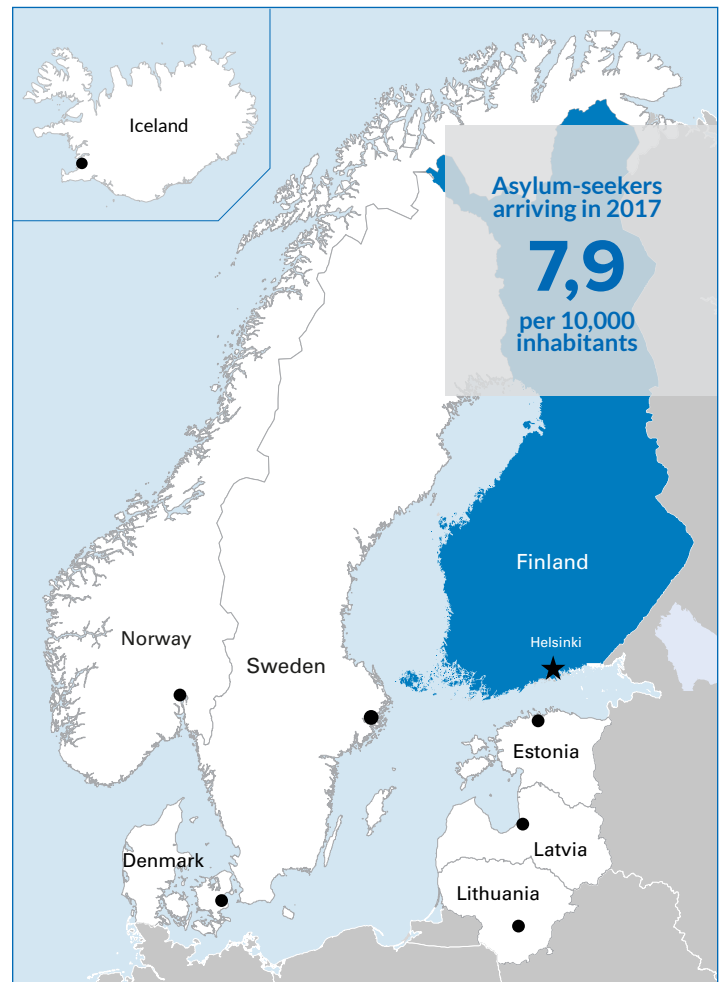
Refugees resettled in 2017:

1,088

Resettlement quota for 2018:

750³

Source: 3



Norway

Total country population:

5,295,619

Source: 2

Persons of concern to UNHCR (end of 2017):

65,514

Asylum-seekers **2,996**

Refugees **59,236**

Stateless **3,282**

Source: 1

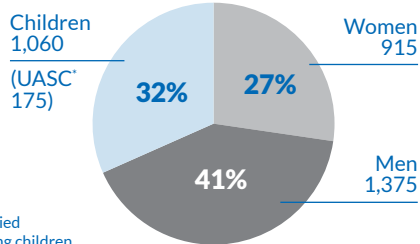
Asylum-seekers arriving January-June 2018

1,080

Source: 2

Asylum-seekers arriving in 2017

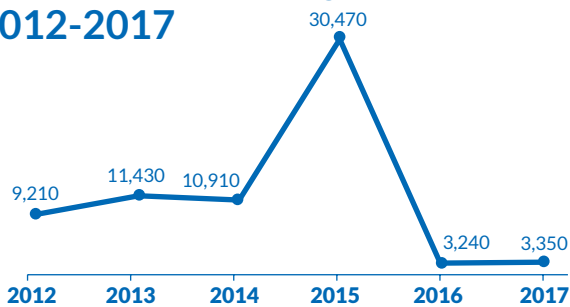
3,350



*Unaccompanied asylum-seeking children

Source: 2

Asylum-seekers arriving 2012-2017



Source: 2

Top 5 countries of origin among asylum-seekers arriving in 2017

Syria, Eritrea, Turkey, Iraq, Afghanistan

Number of people granted protection in 2017

4,770

As compared to 12,775 in 2016.

Note: Waiting times for asylum decisions may vary

Recognition rate for protection status in 2017:

71%

Source: 2

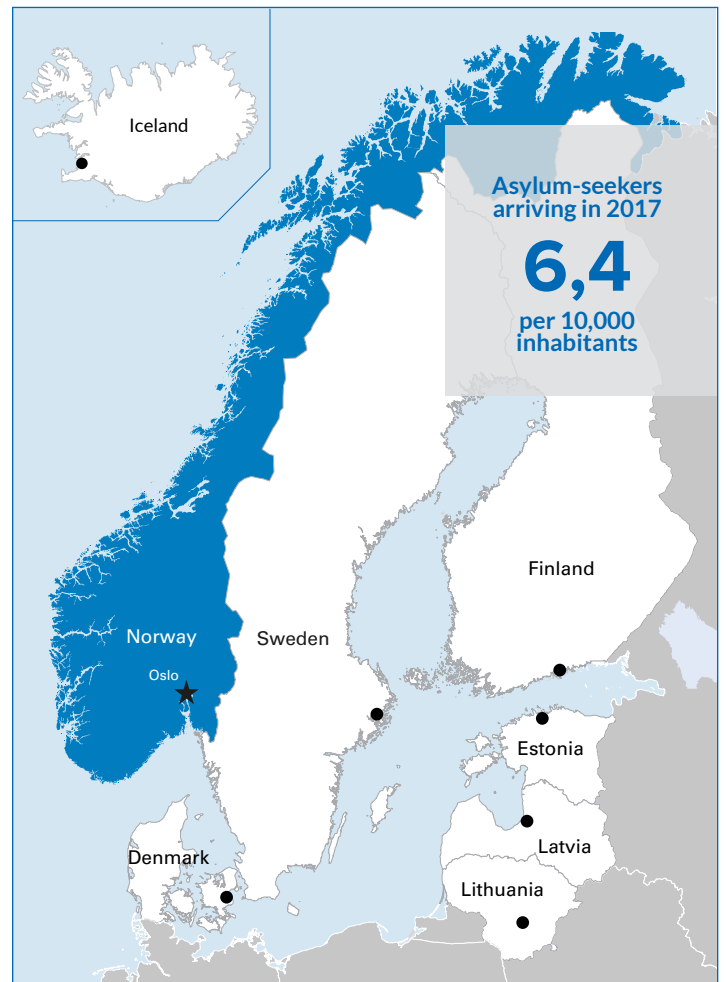
Refugees resettled in 2017:

2,799

Resettlement quota for 2018:

2,120

Source: 3,4



Lithuania

Total country population:

2,808,901

Source: 2

Persons of concern to UNHCR (end of 2017):

5,029

Asylum-seekers **256**

Refugees **1,580**

Stateless **3,193**

Source: 1

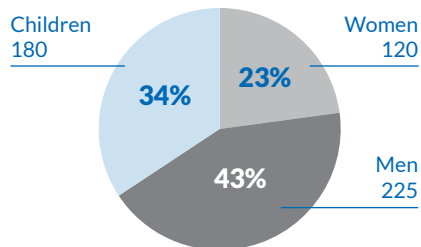
Asylum-seekers arriving January-June 2018

120

Source: 2

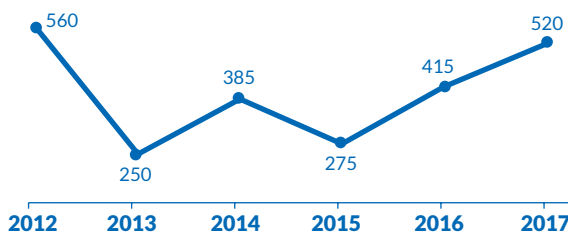
Asylum-seekers arriving in 2017

520



Source: 2

Asylum-seekers arriving 2012-2017



Source: 2

Top 5 countries of origin among asylum-seekers arriving in 2017

Syria, Russia, Tadjikistan, Belarus, Ukraine

Number of people granted protection in 2017

285

As compared to 195 in 2016.

Note: Waiting times for asylum decisions may vary

Source: 2

Recognition rate for protection status in 2017:

78%

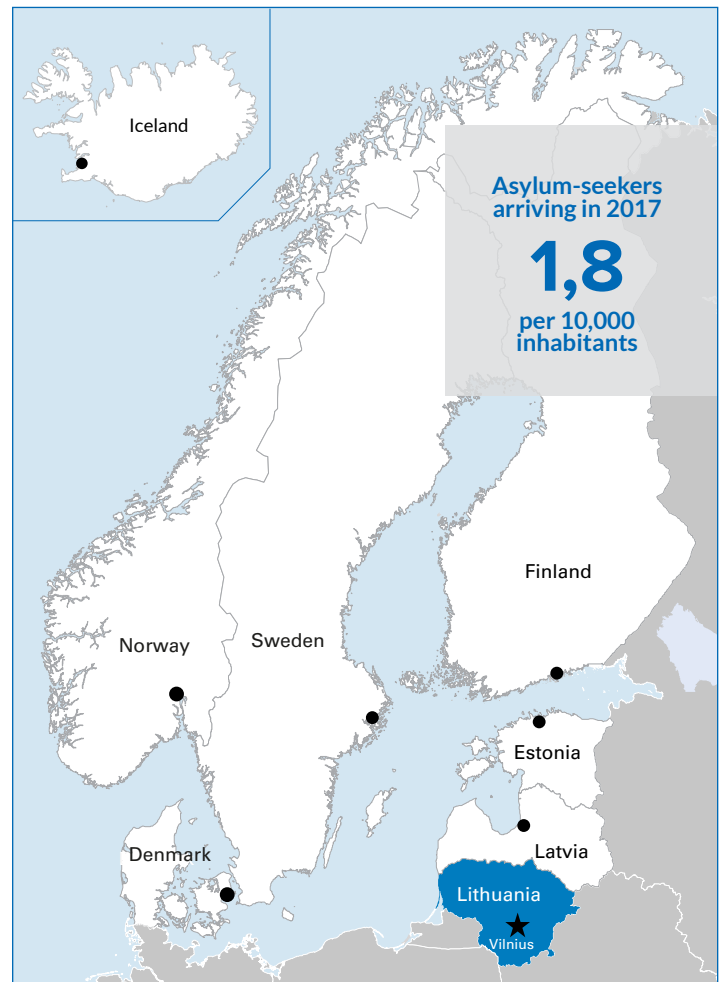
Refugees resettled in 2017:

84

Resettlement quota for 2018:

N/A

Source: 3



Latvia

Total country population:

1,934,379

Source: 2

Persons of concern to UNHCR (end of 2017):

234,261

Asylum-seekers **63**

Refugees **627**

Stateless **233,571***

Source: 1

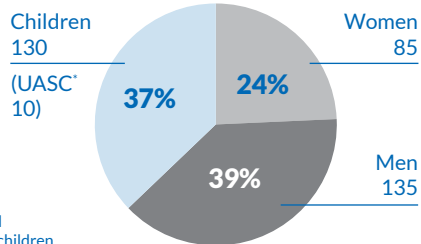
Asylum-seekers arriving January-June 2018

80

Source: 2

Asylum-seekers arriving in 2017

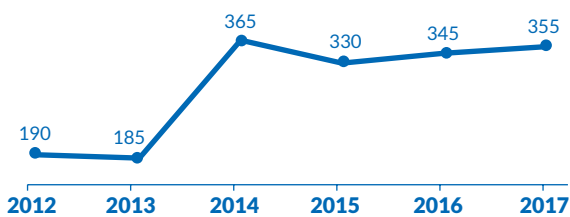
355



¹Unaccompanied asylum-seeking children

Source: 2

Asylum-seekers arriving 2012-2017



Source: 2

Top 5 countries of origin among asylum-seekers arriving in 2017

Syria, Vietnam, Russia, Eritrea, Afghanistan

Number of people granted protection in 2017

265

As compared to 135 in 2016.

Note: Waiting times for asylum decisions may vary

Source: 2

Recognition rate for protection status in 2017:

74%

Source: 2

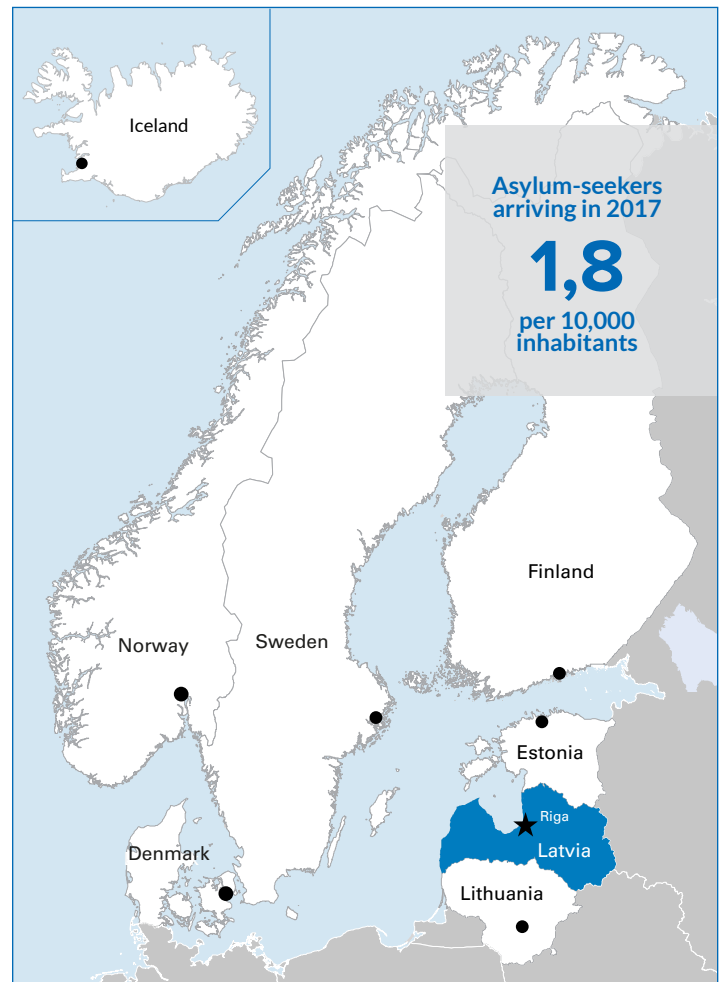
Refugees resettled in 2017:

40

Resettlement quota for 2018:

N/A

Source: 3



Estonia

Total country population:

1,319,133

Source: 2

Persons of concern to UNHCR (end of 2017):

80,769

Asylum-seekers | **44**

Refugees | **411**

Stateless | **80,314***

Source: 1

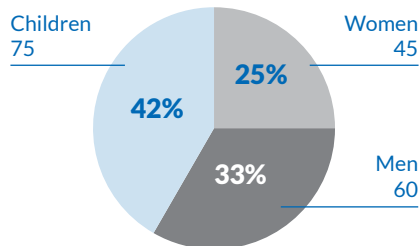
Asylum-seekers arriving January-June 2018

20

Source: 2

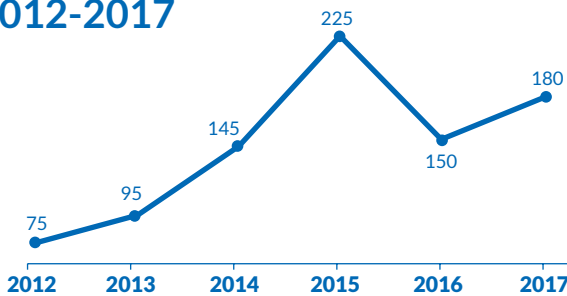
Asylum-seekers arriving in 2017

180

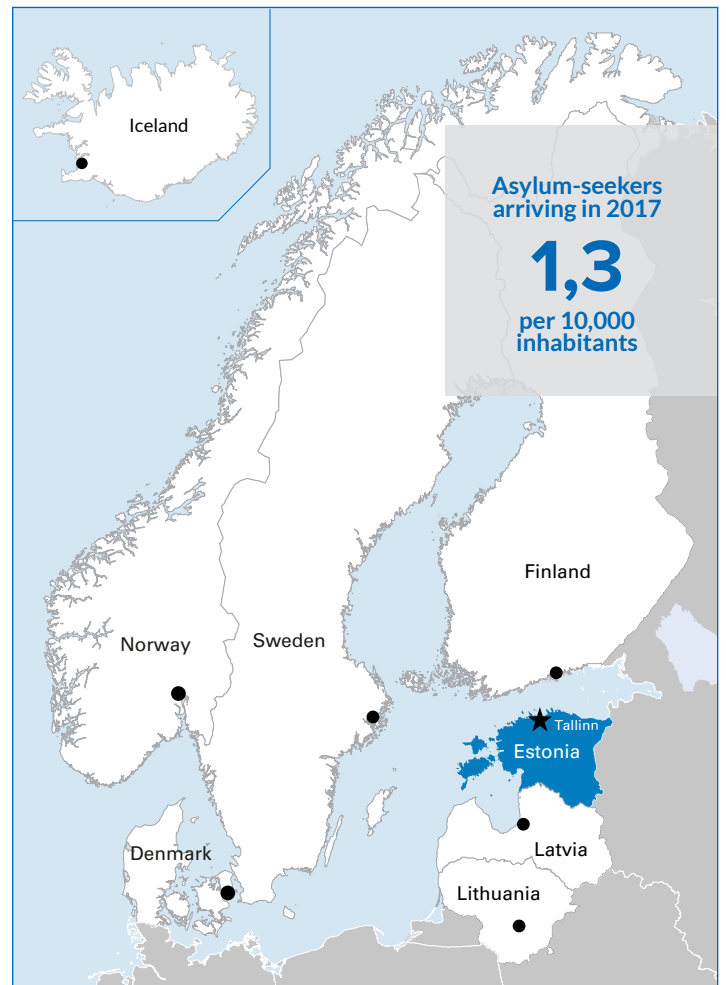


Source: 2

Asylum-seekers arriving 2012-2017



Source: 2



Top 5 countries of origin among asylum-seekers arriving in 2017

Syria, Russia, Georgia, Ukraine, Iraq

Number of people granted protection in 2017

95

As compared to 130 in 2016.

Note: Waiting times for asylum decisions may vary

Recognition rate for protection status in 2017:

61%

Source: 2

Refugees resettled in 2017:

19

Resettlement quota for 2018:

40

Source: 3,4

Sources:

1. UNHCR Global Trends

3. UNHCR Resettlement Data Portal

2. Eurostat

4. Preliminary figures as reported by National Authorities

*For details see UNHCR Global Trends: Forced Displacement in 2016, footnote 8, available at: <http://www.refworld.org/docid/594aa38e0.html>

Iceland

Total country population:

348,450

Source: 2

Persons of concern to UNHCR (end of 2017):

804

Asylum-seekers **344**
Refugees **375**
Stateless **85**

Source: 1

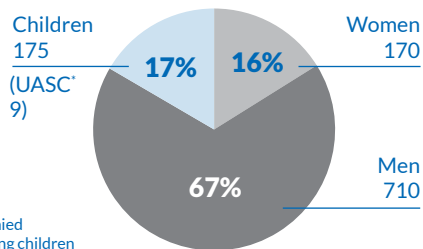
Asylum-seekers arriving January-June 2018

300

Source: 2

Asylum-seekers arriving in 2017

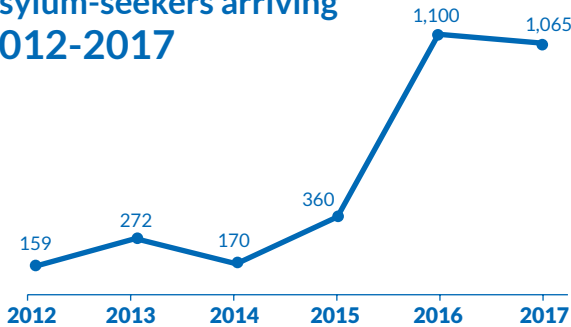
1,065



*Unaccompanied asylum-seeking children

Source: 2

Asylum-seekers arriving 2012-2017



Source: 1, 2

Top 5 countries of origin among asylum-seekers arriving in 2017

Georgia, Albania, Iraq, FYROM, Pakistan

Number of people granted protection in 2017

70

As compared to 95 in 2016.

Note: Waiting times for asylum decisions may vary

Source: 2

Recognition rate for protection status in 2017:

18%

Source: 2

Refugees resettled in 2017:

47

Resettlement quota for 2018:

52

Source: 3,4

