

Aleppo: NFI sector partners continue distributing assistance to the returnees in South East Aleppo.
SARC and UNHCR distributed non-food items including core and supplementary items to the returnee families in Sarj Farea village.

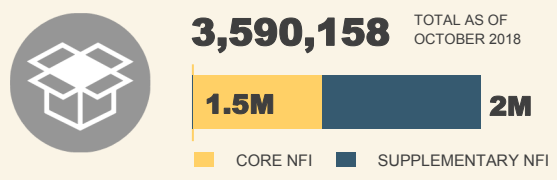


▶ MAJOR HIGHLIGHTS

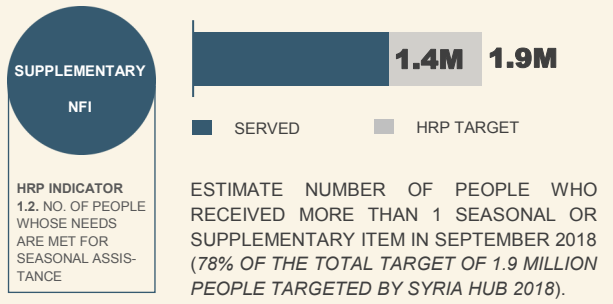
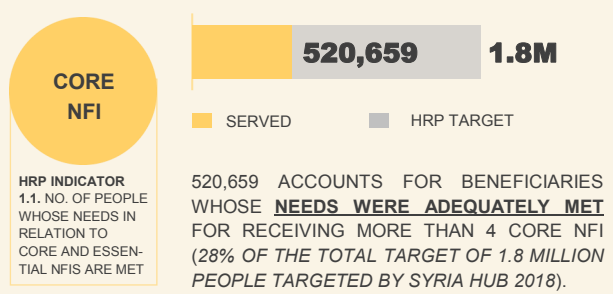
- Winterization Plan Update: The sector partners have started the distribution of winter items that include high thermal blankets, winter clothing kits, winter clothing kits for children, new born kits, adult jackets, sleeping bags and additional plastic sheets. So far, a total of 316,012 individuals have been assisted with the winter items.
- Syrian Humanitarian Funds: Launch of 1st SHF Standard Allocation 2018 took place on 13th September 2018 with a total amount of \$20M, out of which \$ 6M was allocated both for Shelter and NFI sectors. Deadline for Submission was 26th of September. Fifteen NFI Projects were submitted that also included 2 Shelter components. Strategic and Technical review took place on the 4th of October. Out of fifteen submitted projects, five projects were approved with a total amount of \$ 3.23 M.
- GAM Orientation Session: On the 12th September, Shelter and NFI sector partners attended an orientation on the new Gender and Age Marker (GAM) that has been adopted this year to measure the compliance of each project against targeting/mainstreaming age and gender groups in the various phases of the project.
- Inter-agency convoy plan: During October the NFI Sector in coordination with its partners contributed to the preparation of IAC plan. The NFI sector partners participated in the upcoming bi-monthly plan for November and December 2018. The proposed locations include: Abul Thohur, Sanjar, Kafr Zeita, Madiq Castle, Afrin, Menbij, Atareb and Big Orm, Haritan, Daret Azza and Zarbah targeting 352,400 individuals with 247,805 Non Food Items.

NUMBERS IN BRIEF

TOTAL NFI DISTRIBUTED



BENEFICIARIES ADEQUATELY SERVED



OVERALL REACHED BENEFICIARIES



► GAPS AND CHALLENGES

- Based on last year NFI Post Distribution Monitoring, a limited number of NFIs, poor NFI quality including distribution of damaged items (i.e. broken solar lamps, or wet mattresses), and unorganized distribution are the top distribution issues that beneficiaries confronted with. Other reported distribution challenges include unequal distribution, delayed distribution of seasonal items, far distribution point, and non-adherence to minimum standards of distribution point.
- Access and safety are the key challenges in some parts of the country as well as partner capacity and heavy processes along with funding constraints.
- Lack of actual data on distribution recipients prevents the sector to better measure the actual reached and served beneficiaries.
- Lack of income-generating activities to provide the necessary financial means continues to hamper access to basic household items among the most vulnerable population in need.
- Limited participation of sector members affects coordination and the overall sectorial reach.
- Lack of reliable consolidated information for interagency convoy reach affects the sector's ability to determine the extent and impact of its convoy contribution.
- Opportunities for systematic field-based data collection remain very limited due to access or authorization restrictions, resulting in incomplete needs analysis in some areas.

CRISIS BACKGROUND: The crisis in Syrian Arab Republic that started in March 2011 has transformed into a complex emergency that has displaced around 6.4 million people in various parts of the country. As per the 2018 Humanitarian Needs Overview, around 13.1 million people are in need of humanitarian assistance of which around 5.4 million people are in need of NFI support and other multi-sectorial assistance as they continue to struggle in an unsafe and uncertain environment. The degree of resilience and positive coping mechanism of the affected population have gradually reduced due to the protracted nature of the hostilities. Purchasing power and the ability to provide for their basic household needs have decreased due to economic recession that left many people unemployed and the prospect of accessing essential household items has also declined due to limited access in some areas.



© UNRWA/ T. Mohammad

HUMANITARIAN STORY



UNRWA distributed emergency assistance, including NFI to more than 2,000 Palestine refugee families who were displaced from Yarmouk. One of the beneficiaries, Salwa Hussein Issa is 38- year old. She was displaced from Yarmouk camp in April 2018, along with her 6 children and her husband. UNRWA provides her with food assistance and cash assistance, which she uses to pay the rent. She also received winterization assistance from UNRWA in October. She said “I received two mattresses, blankets and a mat. We are surviving, thank God. We would like to thank UNRWA. The Agency has helped us greatly.”

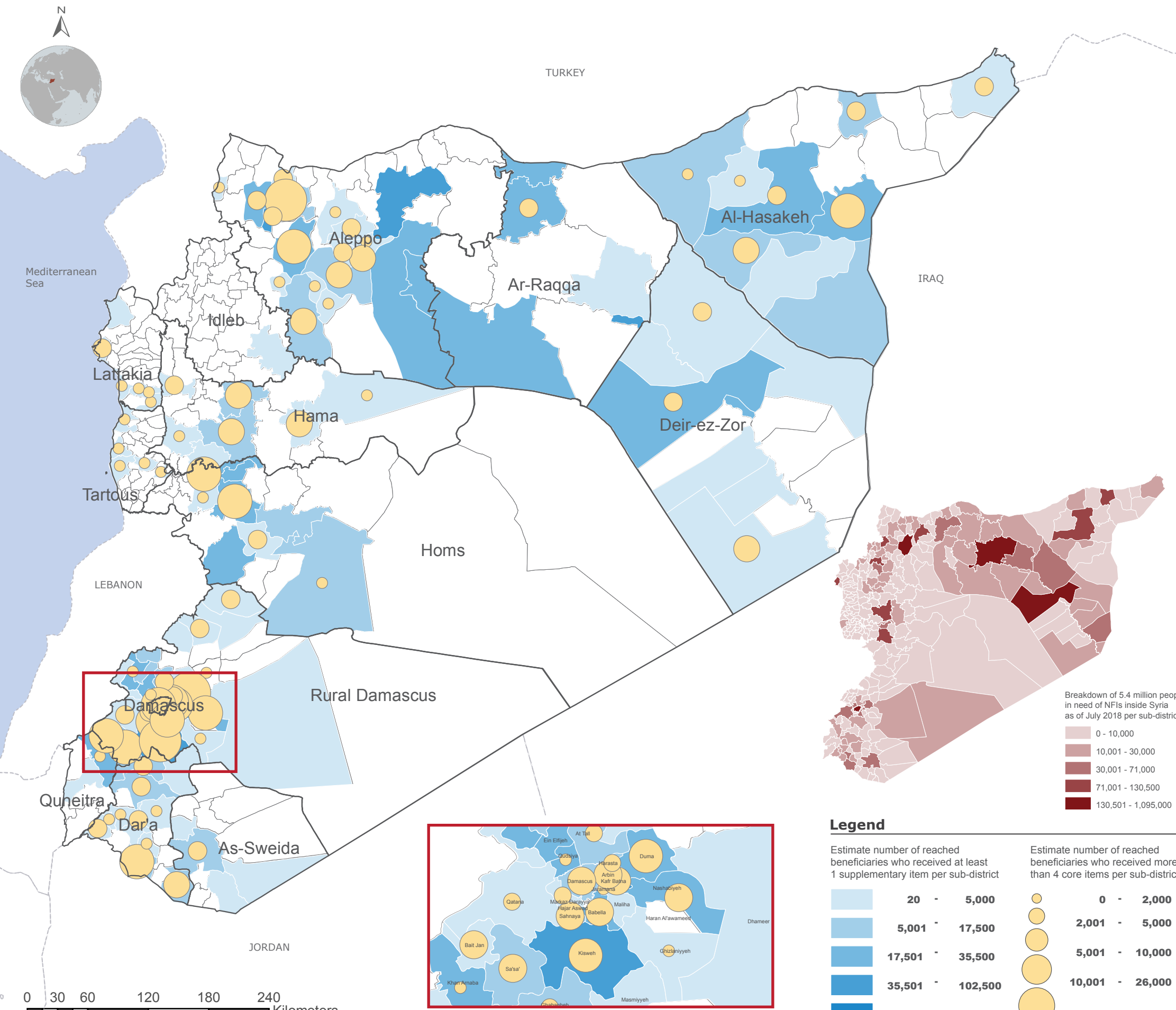
NFI Sector Coordination Team

Pankaj Kumar Singh, Senior NFI Sector Coordinator (singhpa@unhcr.org)
 Zina Alkhiami, NFI Sector Assistant Field Officer (alkhiami@unhcr.org)
 Muhammad Shahzad, IM Officer (shahzadm@unhcr.org)
 Maha Shaaban, IM Associate (shabanm@unhcr.org)
 Ashraf Zedane, IM Associate - Aleppo (zedane@unhcr.org)



SYRIA: NFI RESPONSE

Reporting Period: January - October 2018



BENEFICIARIES SERVED

CORE ITEMS

520,659

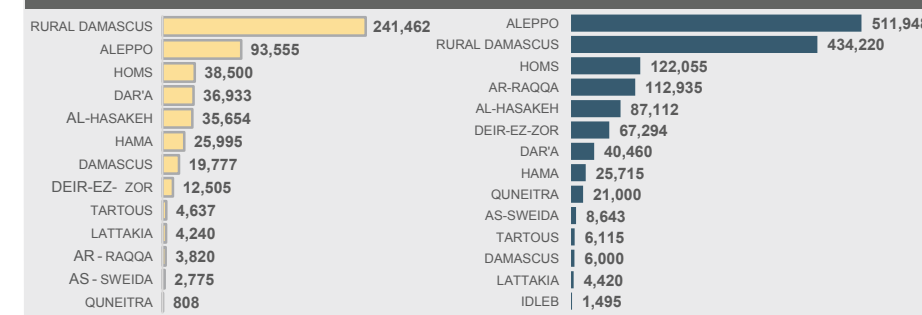
PEOPLE WHOSE NEEDS WERE ADEQUATELY MET FOR RECEIVING MORE THAN 4 CORE NFI (28% OF THE 1.8M TOTAL TARGET PEOPLE IN NEED OF NFI IN SYRIA)

SUPPLEMENTARY ITEMS

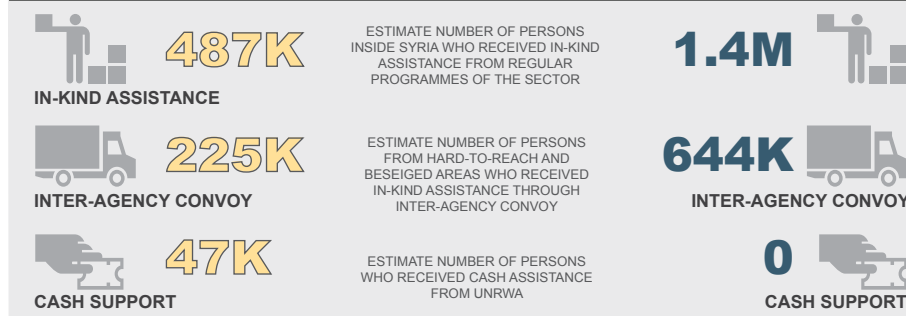
1,487,621

PEOPLE WHO RECEIVED AT LEAST 1 SUPPLEMENTARY ITEM (78% OF THE 1.9M TOTAL TARGET PEOPLE IN NEED OF SUPPLEMENTARY NFI IN SYRIA)

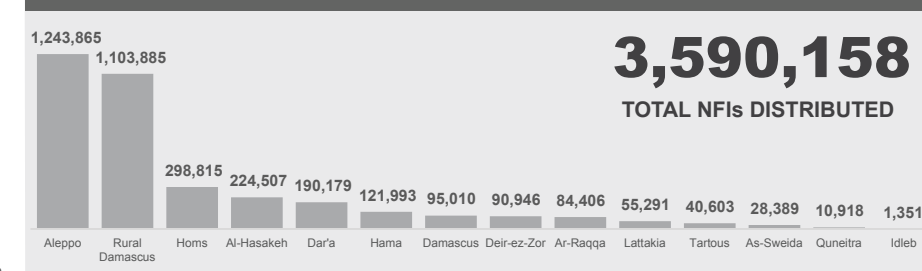
BENEFICIARIES SERVED PER GOVERNORATE



BENEFICIARIES SERVED BY TYPE OF SUPPORT



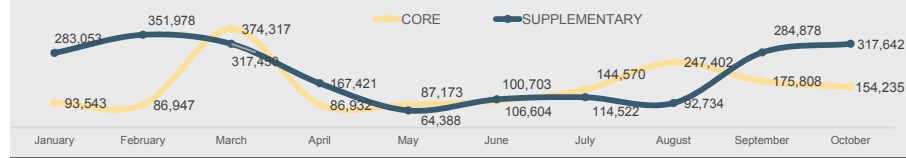
TOTAL NFI DISTRIBUTED PER GOVERNORATE



TOTAL NFI DISTRIBUTED PER TYPE



TOTAL NFI DISTRIBUTION PER MONTH



TOTAL BENEFICIARIES SERVED

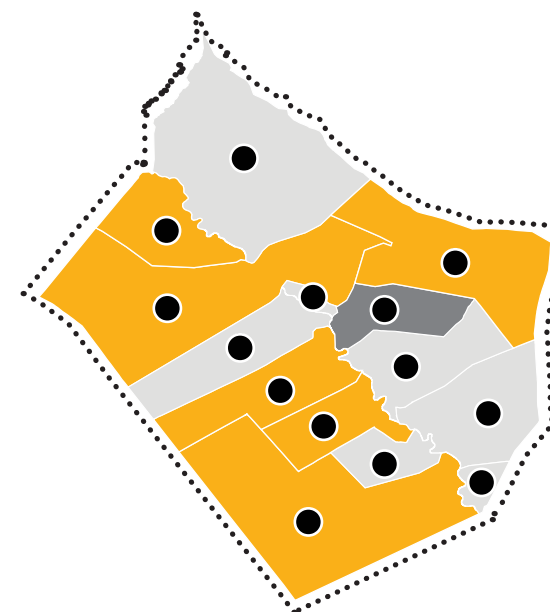
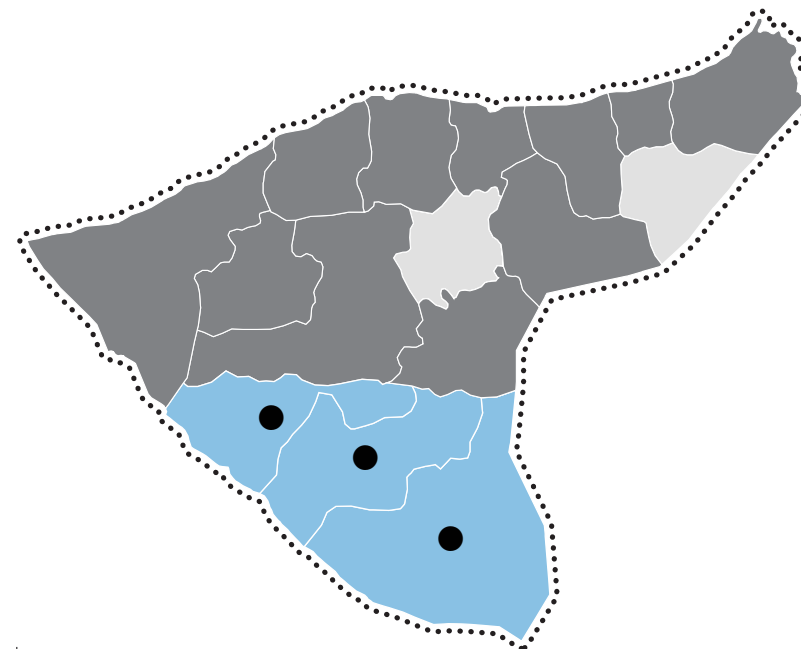
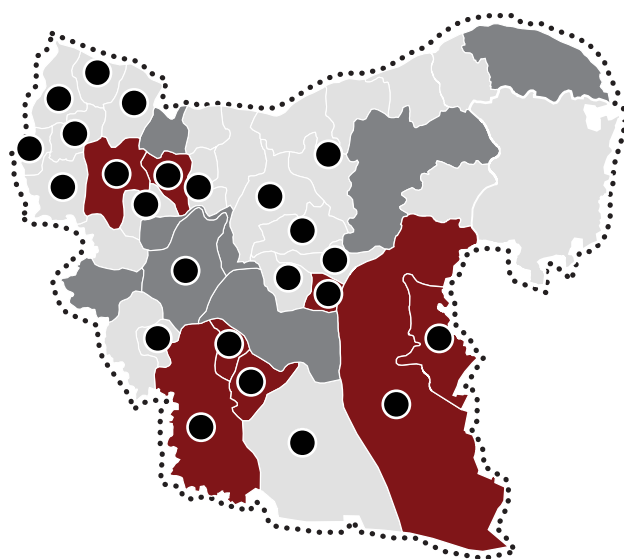
3,825,431

TOTAL NUMBER OF PEOPLE WHO RECEIVED AT LEAST ONE / PART OF NON-FOOD ITEM AS OF OCTOBER 2018



SYRIA: INTER-AGENCY CONVOY

Reporting Period: January - October 2018



ALEPPO

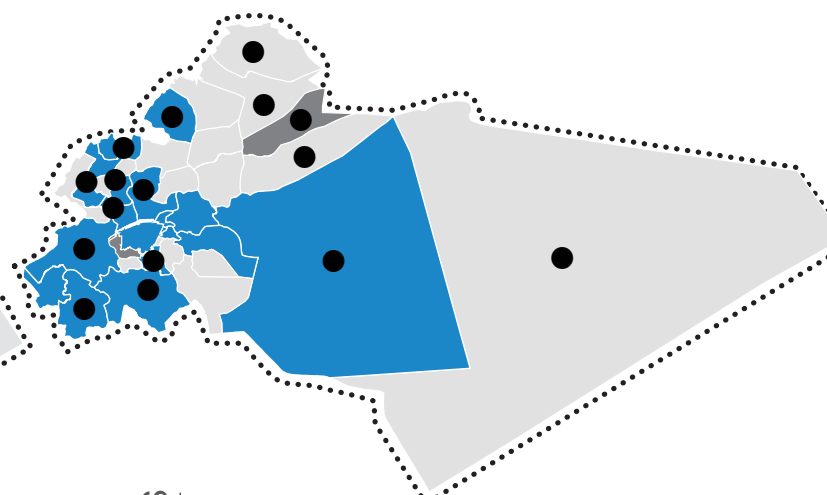
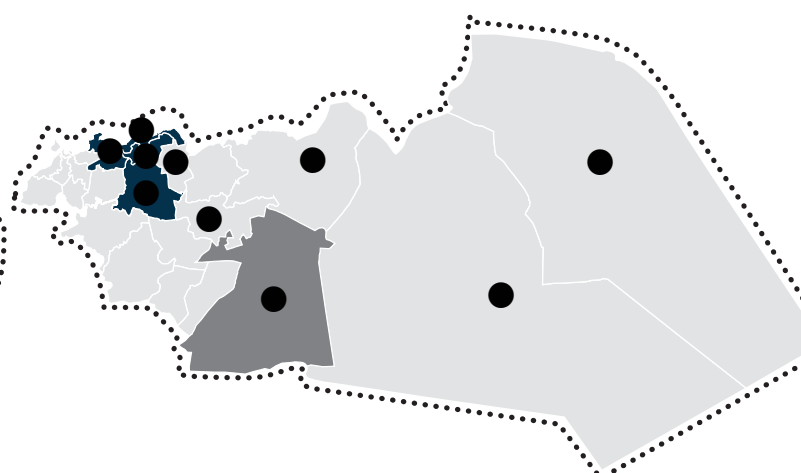
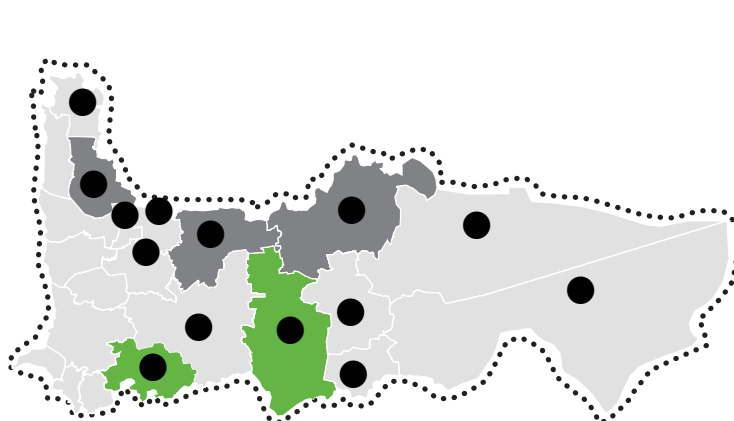
- 19** TOTAL NUMBER OF INTER-AGENCY CONVOYS CONDUCTED
- 15** TOTAL COMMUNITIES COVERED OF WHICH **15 (100%)** ARE IN HTR AREAS
- 273,970** TOTAL PEOPLE REACHED OF WHICH **273,970 (100%)** ARE FROM HTR AREAS
- 396,844** TOTAL NO. OF NFIs DISTRIBUTED IN INTER-AGENCY CONVOYS

AL-HASAKEH

- 6** TOTAL NUMBER OF INTER-AGENCY CONVOYS CONDUCTED
- 3** TOTAL COMMUNITIES COVERED OF WHICH **3 (100%)** ARE IN HTR AREAS
- 31,828** TOTAL PEOPLE REACHED OF WHICH **31,828 (100%)** ARE FROM HTR AREAS
- 31,897** TOTAL NO. OF NFIs DISTRIBUTED IN INTER-AGENCY CONVOYS

DEIR EZZOR

- 10** TOTAL NUMBER OF INTER-AGENCY CONVOYS CONDUCTED
- 10** TOTAL COMMUNITIES COVERED OF WHICH **10 (100%)** ARE IN HTR AREAS
- 60,205** TOTAL PEOPLE REACHED OF WHICH **60,205 (100%)** ARE FROM HTR AREAS
- 22,142** TOTAL NO. OF NFIs DISTRIBUTED IN INTER-AGENCY CONVOYS



HAMA

- 3** TOTAL NUMBER OF INTER-AGENCY CONVOYS CONDUCTED
- 2** TOTAL COMMUNITIES COVERED OF WHICH **2 (100%)** ARE IN HTR AREAS
- 6,310** TOTAL PEOPLE REACHED OF WHICH **6,310 (100%)** ARE FROM HTR AREAS
- 4,862** TOTAL NO. OF NFIs DISTRIBUTED IN INTER-AGENCY CONVOYS

HOMS

- 10** TOTAL NUMBER OF INTER-AGENCY CONVOYS CONDUCTED
- 8** TOTAL COMMUNITIES COVERED OF WHICH **8 (100%)** ARE IN HTR AREAS
- 208,250** TOTAL PEOPLE REACHED OF WHICH **208,250 (100%)** ARE FROM HTR AREAS
- 99,250** TOTAL NO. OF NFIs DISTRIBUTED IN INTER-AGENCY CONVOYS

DAMASCUS & RURAL DAMASCUS

- 47** TOTAL NUMBER OF INTER-AGENCY CONVOYS CONDUCTED
- 30** TOTAL COMMUNITIES COVERED OF WHICH **24 (80%)** ARE IN HTR AREAS AND **6 (20%)** ARE FROM BESIEGED AREAS
- 544,365** TOTAL PEOPLE REACHED OF WHICH **491,283(90%)** ARE FROM HTR AREAS AND **53,082(10%)** ARE FROM BESIEGED AREAS
- 423,942** TOTAL NO. OF NFIs DISTRIBUTED IN INTER-AGENCY CONVOYS

SUMMARY

- 95** TOTAL NUMBER OF INTER-AGENCY CONVOYS
- 79** TOTAL COMMUNITIES COVERED OF WHICH **6 (7%)** ARE IN BESIEGED AREAS & **73 (93%)** FROM HTR AREAS
- 1,124,928** TOTAL PEOPLE REACHED OF WHICH **53,082 (4%)** FROM BESIEGED AREAS AND **1,071,846 (96%)** FROM HTR AREAS
- 978,937** TOTAL NO. OF NFIs DISTRIBUTED / VOUCHER IN INTER-AGENCY CONVOYS

NAME OF BESIEGED AND HTR COMMUNITIES COVERED BY INTER-AGENCY CONVOY (2018)

GOVERNORATE	TOTAL HTR AND BESIEGED COMMUNITIES	REACHED HTR AND BESIEGED COMMUNITIES
ALEPPO	● 588	● 15
AL-HASAKEH	● 30	● 3
DEIR EZZOR	● 136	● 10
HAMA	● 12	● 2
HOMS	● 42	● 7
RURAL DAMASCUS	● 61 ★ 26	● 23 ★ 6
DAMASCUS	● 1 ★ 2	● 1 ★ 0

FOOTNOTE/S:

A. The beneficiaries of convoy were calculated based on status of communities as per OCHA's list HTR and besieged communities since Feb 2018.

B. The information presented here only shows EPDC, GOPA, ICMC, OCHA, UNHCR, UNICEF and UNRWA reports.

C. One convoy is counted as one completed trip in each day.

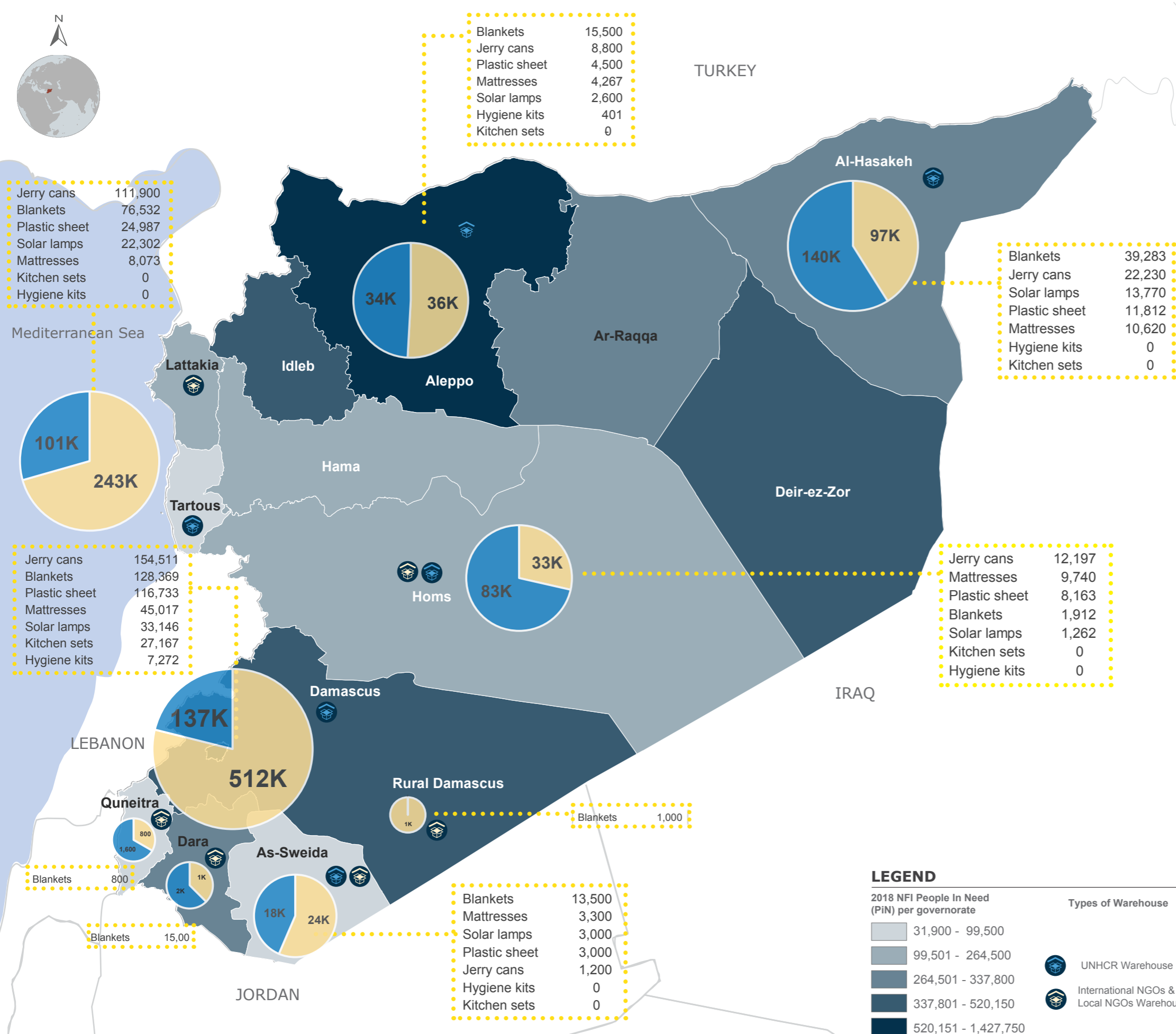
LEGEND

- No. of inter-agency convoys (IACs)
- No. of beneficiaries (persons) reached by IACs
- Sub-districts with besieged communities
- Sub-districts with (HTR) hard-to-reach communities
- Sub-districts with besieged and HTR communities
- No. of distributed non-food items
- Areas covered by convoy in 2016 - 2017



SYRIA: NFI STOCKPILE

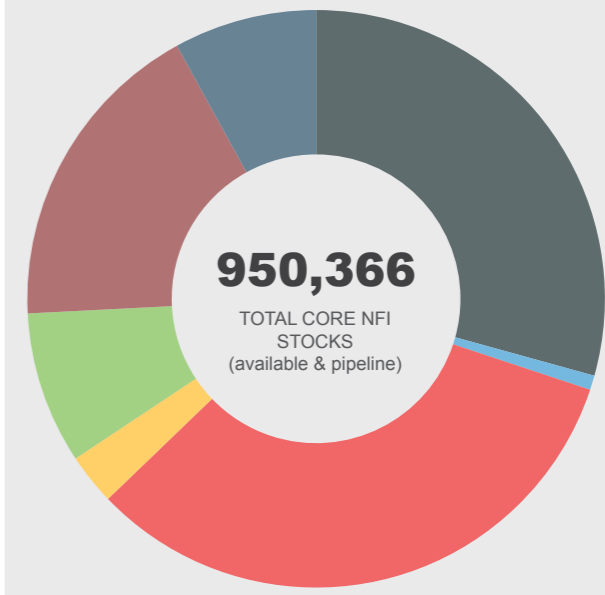
Reporting Period: November 2018



1,470,823 TOTAL CORE AND SUPPLEMENTARY NFI STOCKS AS OF NOVEMBER 2018

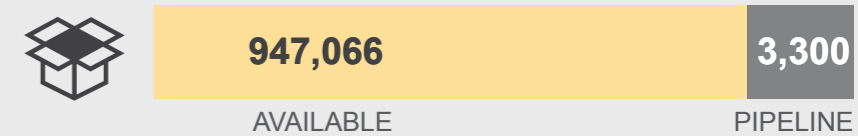
CORE NON-FOOD ITEMS

BREAKDOWN OF CORE NFI STOCKS PER TYPE

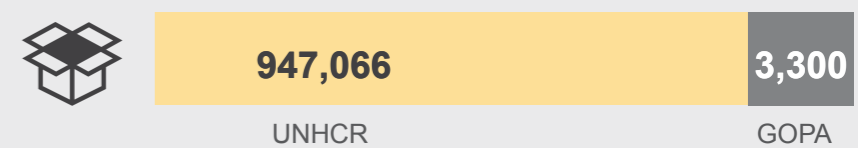


JERRY CANS	310,838
BLANKETS	278,396
PLASTIC SHEET	169,195
MATTRESSES	81,017
SOLAR LAMPS	76,080
KITCHEN SETS	27,157
HYGIENE KITS	7,673
DIAPERS	0

BREAKDOWN OF CORE NFI STOCKS PER STATUS



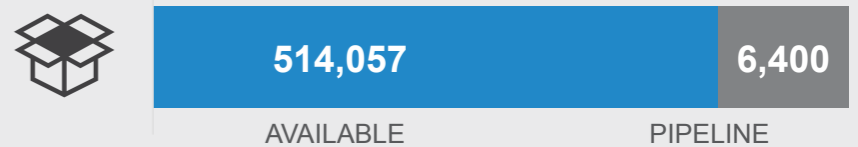
BREAKDOWN OF CORE NFI STOCKS PER AGENCY



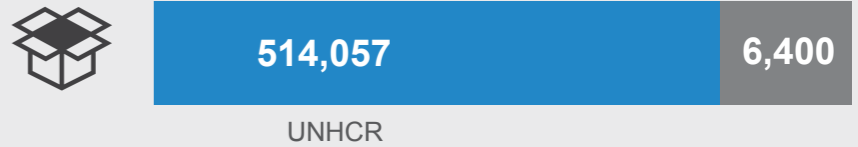
SUPPLEMENTARY NON-FOOD ITEMS

520,457 TOTAL SUPPLEMENTARY NFI (available and pipeline)

BREAKDOWN OF SUPPLEMENTARY NFI STOCKS PER STATUS



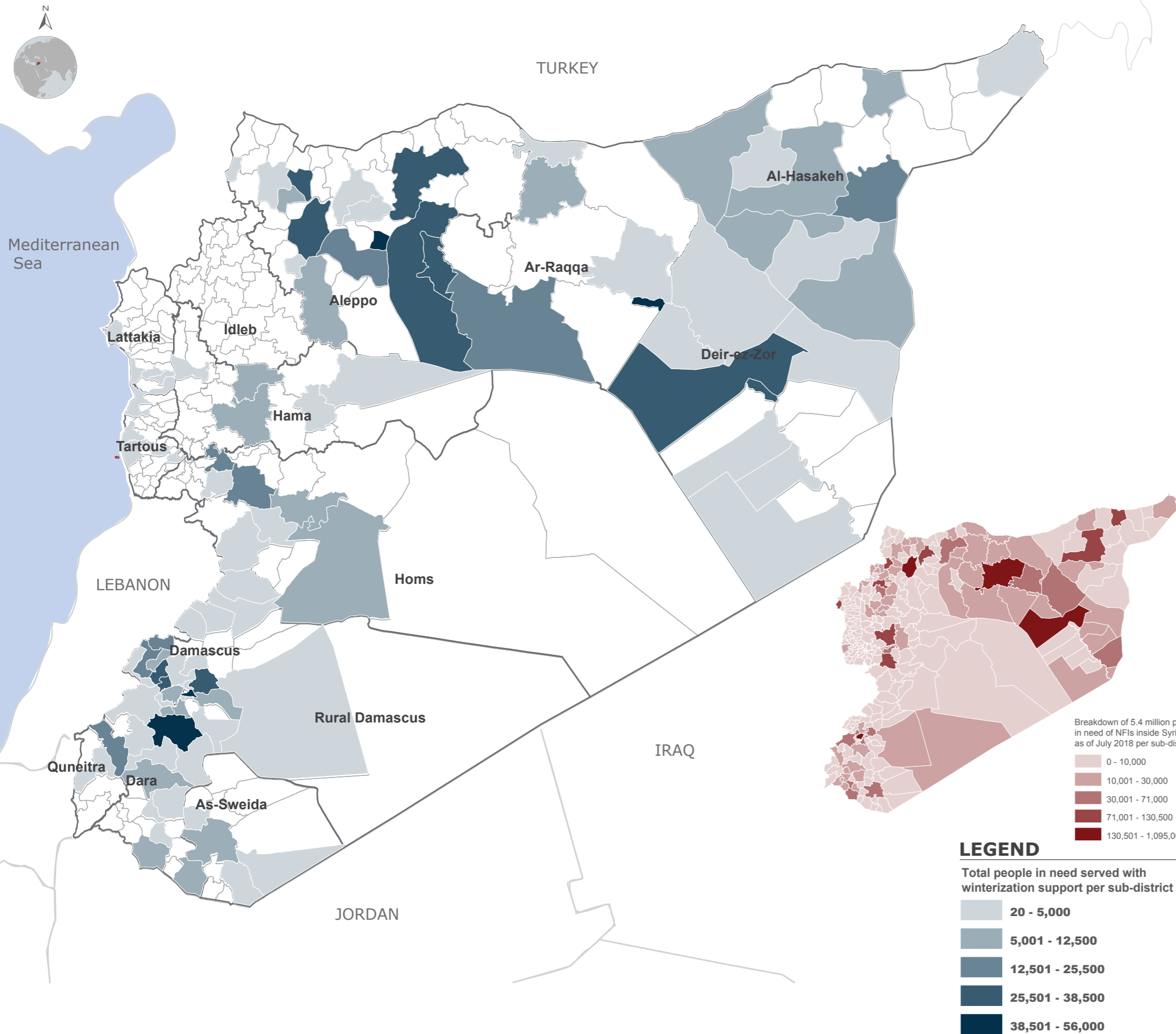
BREAKDOWN OF SUPPLEMENTARY NFI STOCKS PER AGENCY





SYRIA: NFI WINTERIZATION SUPPORT

Reporting Period: January - October 2018

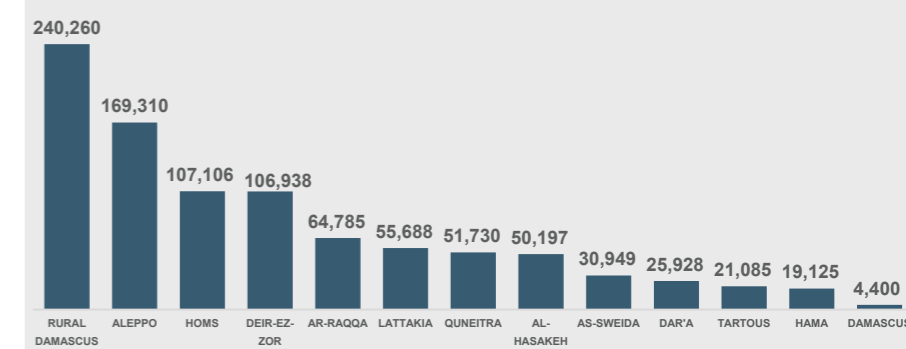


SUMMARY

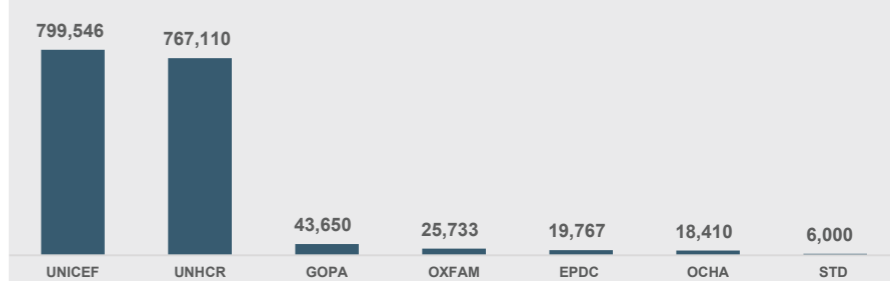


947,501
PEOPLE IN NEED WHO RECEIVED WINTERIZATION SUPPORT IN 2018

BREAKDOWN OF BENEFICIARIES PER GOVERNORATE



BREAKDOWN OF BENEFICIARIES PER AGENCY



NOTE: Breakdown of beneficiaries per agency does not necessarily sum up to the reported total number of winterization beneficiaries as there could be some duplication of served beneficiaries per agency.

QUANTITY OF WINTER ITEMS PER TYPE

1,444,488

ESTIMATE NUMBER OF WINTER ITEMS DISTRIBUTED



ESTIMATE QUANTITY OF WINTER CLOTHING KITS*

221,396



ESTIMATE QUANTITY OF PLASTIC SHEET \ WATER PROOF FLOORING

94,870



ESTIMATE QUANTITY OF OTHER ITEMS

1,128,222

*NOTE: Content of winterization kit per agency varies.
IOM (cotton underwear long sleeve with long pants, wool gloves, wool hats, wool scarves, wool socks)
UNHCR (sweater, underwear, baby clothing set, high thermal blanket, plastic sheet, sleeping bag, jackets)
UNICEF (children winter clothes)