

Statistical summary

as of
30-Jun-19

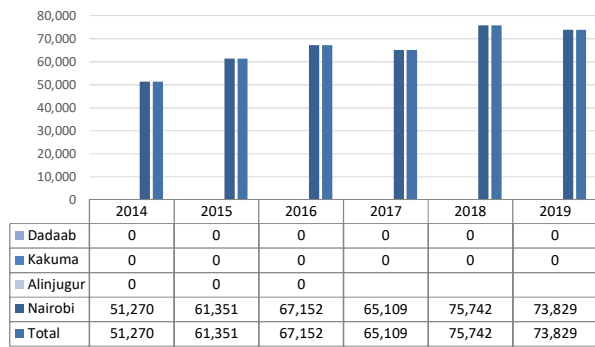
Refugees and Asylum Seekers in Kenya

	Total	Dadaab	Kakuma	Urban	
A. Refugees and Asylum Seekers	73,829	0	0	73,829	- Page 2
B. Registration	6,546	0	0	6,546	- Page 6
C. Refugee Status Determination					- Page 7
1. Applied	4,135	0	0	4,135	
2. Recognized	2,406	0	0	2,406	
3. Rejected	0	0	0	0	
4. Pending	53,168	1,599	25,837	25,732	
D. 2019 Resettlement Submissions	1,882				- Page 8
E. 2019 Resettlement Departures	479				- Page 9
F. 2019 Voluntary Repatriation	12				- Page 10

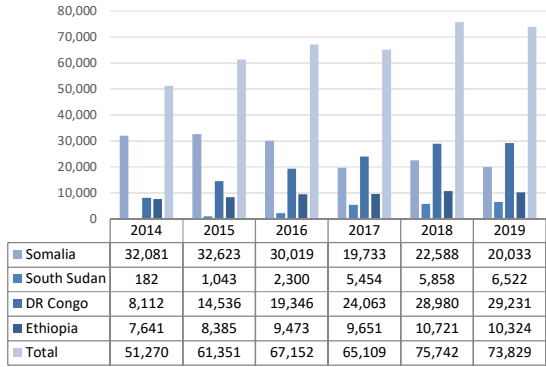
REFUGEES AND ASYLUM SEEKERS IN KENYA BY COUNTRY OF ORIGIN AND LOCATION

Country of Origin	2014					2015					2016					2017				2018					2019			
	Alinjgur	Dadaab	Kakuma	Nairobi	Total	Alinjgur	Dadaab	Kakuma	Nairobi	Total	Alinjgur	Dadaab	Kakuma	Nairobi	Total	Dadaab	Kakuma	Nairobi	Total	Dadaab	Kakuma	Nairobi	Moyale	Total	Dadaab	Kakuma	Nairobi	Total
Total	0	0	0	51,270	51,270	0	0	0	61,351	61,351	0	0	0	67,152	67,152	0	0	65,109	65,109	0	0	75,742	0	75,742	0	0	73,829	73,829
Somalia				32,081	32,081				32,623	32,623				30,019	30,019			19,733	19,733			22,588	-	22,588			20,033	20,033
South Sudan				182	182				1,043	1,043				2,300	2,300			5,454	5,454			5,858	-	5,858			6,522	6,522
DR Congo				8,112	8,112				14,536	14,536				19,346	19,346			24,063	24,063			28,980	-	28,980			29,231	29,231
Ethiopia				7,641	7,641				8,385	8,385				9,473	9,473			9,651	9,651			10,721	-	10,721			10,324	10,324
Sudan				196	196				169	169				169	169			166	166			181	-	181			170	170
Burundi				427	427				1,300	1,300				2,163	2,163			2,611	2,611			3,237	-	3,237			3,311	3,311
Uganda				301	301				670	670				732	732			720	720			846	-	846			908	908
Rwanda				810	810				960	960				1,102	1,102			1,015	1,015			1,117	-	1,117			1,088	1,088
Eritrea				1,414	1,414				1,481	1,481				1,526	1,526			1,273	1,273			1,607	-	1,607			1,659	1,659
Other				106	106				184	184				322	322			423	423			607	-	607			583	583

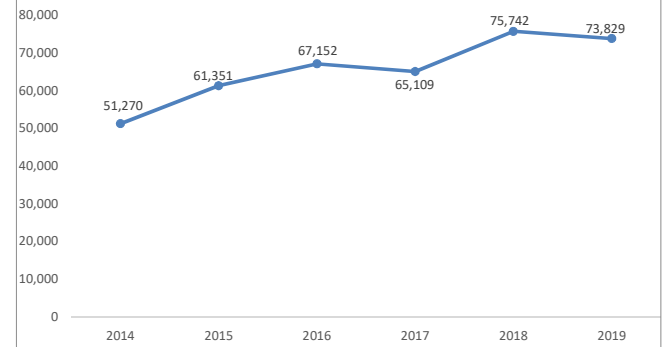
TREND BY LOCATION



TREND BY MAJOR COUNTRIES OF ORIGIN

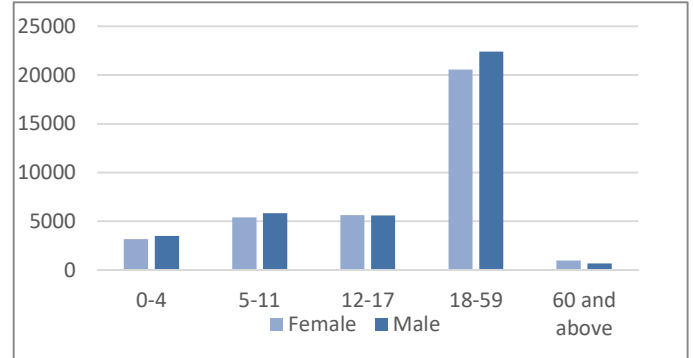


TREND SINCE 2014

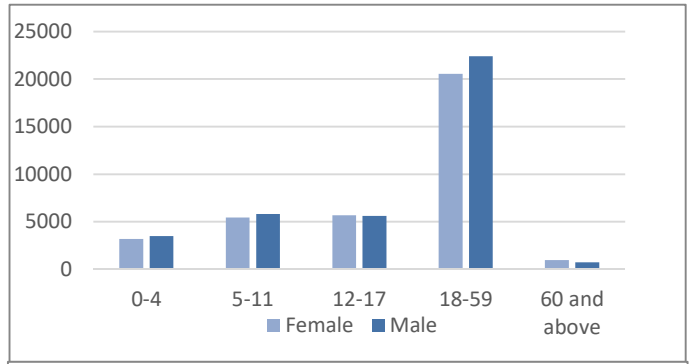


REFUGEES AND ASYLUM SEEKERS IN KENYA : DEMOGRAPHIC BREAKDOWN

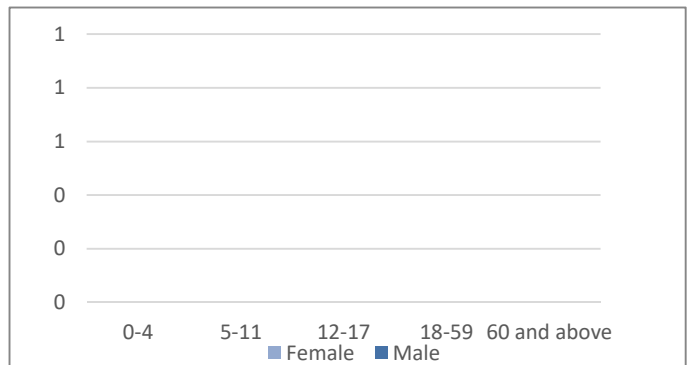
Total Kenya	Age Group	Sex				Total	
		Female		Male			
		#	%	#	%	#	%
	0-4	3,186	4.3%	3,489	4.7%	6,675	9.0%
	5-11	5,431	7.4%	5,843	7.9%	11,274	15.3%
	12-17	5,652	7.7%	5,599	7.6%	11,251	15.2%
	18-59	20,559	27.8%	22,385	30.3%	42,944	58.2%
	60 and above	973	1.3%	712	1.0%	1,685	2.3%
	Total	35,801	48.5%	38,028	51.5%	73,829	



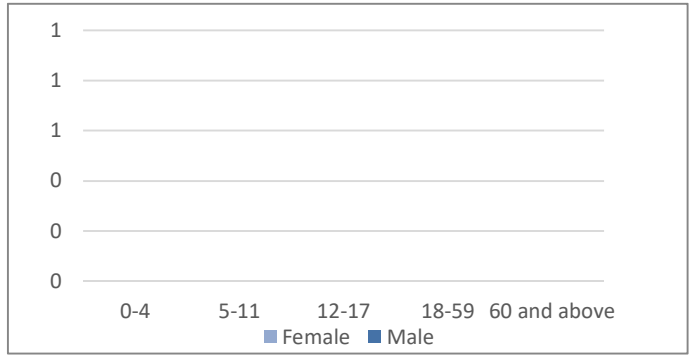
Nairobi	Age Group	Sex				Total	
		Female		Male			
		#	%	#	%	#	%
	0-4	3,186	4.3%	3,489	4.7%	6,675	9.0%
	5-11	5,431	7.4%	5,843	7.9%	11,274	15.3%
	12-17	5,652	7.7%	5,599	7.6%	11,251	15.2%
	18-59	20,559	27.8%	22,385	30.3%	42,944	58.2%
	60 and above	973	1.3%	712	1.0%	1,685	2.3%
	Total	35,801	48.5%	38,028	51.5%	73,829	



Dadaab	Age Group	Sex				Total	
		Female		Male			
		#	%	#	%	#	%
	0-4		#DIV/0!		#DIV/0!	0	#DIV/0!
	5-11		#DIV/0!		#DIV/0!	0	#DIV/0!
	12-17		#DIV/0!		#DIV/0!	0	#DIV/0!
	18-59		#DIV/0!		#DIV/0!	0	#DIV/0!
	60 and above		#DIV/0!		#DIV/0!	0	#DIV/0!
	Total	0	#DIV/0!	0	#DIV/0!	0	



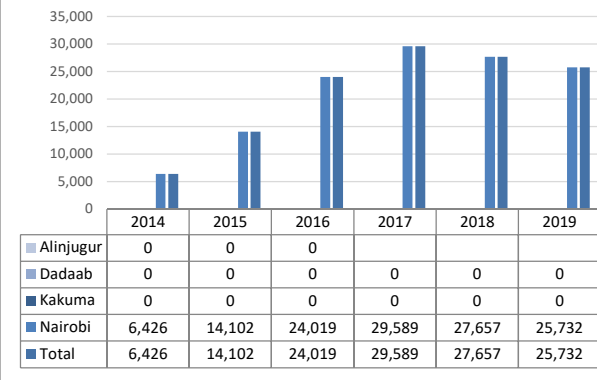
Kakuma	Age Group	Sex				Total	
		Female		Male			
		#	%	#	%	#	%
	0-4		#DIV/0!		#DIV/0!	0	#DIV/0!
	5-11		#DIV/0!		#DIV/0!	0	#DIV/0!
	12-17		#DIV/0!		#DIV/0!	0	#DIV/0!
	18-59		#DIV/0!		#DIV/0!	0	#DIV/0!
	60 and above		#DIV/0!		#DIV/0!	0	#DIV/0!
	Total	0	#DIV/0!	0	#DIV/0!	0	



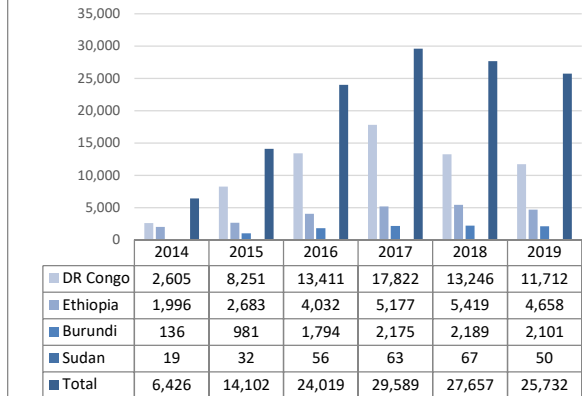
ASYLUM SEEKERS STATISTICS BY COUNTRY OF ORIGIN AND LOCATION

Country of Origin	2014					2015					2016					2017				2018					2019				
	Alinjogur	Dadaab	Kakuma	Nairobi	Total	Alinjogur	Dadaab	Kakuma	Nairobi	Total	Alinjogur	Dadaab	Kakuma	Nairobi	Total	Dadaab	Kakuma	Nairobi	Total	Dadaab	Kakuma	Nairobi	Moyale	Total	Dadaab	Kakuma	Nairobi	Total	
Total	0	0	0	6,426	6,426	0	0	0	14,102	14,102	0	0	0	24,019	24,019	0	0	0	29,589	29,589	0	0	27,657	0	27,657	0	0	25,732	25,732
DR Congo				2,605	2,605				8,251	8,251				13,411	13,411				17,822	17,822			13,246		13,246			11,712	11,712
Ethiopia				1,996	1,996				2,683	2,683				4,032	4,032				5,177	5,177			5,419	-	5,419			4,658	4,658
Burundi				136	136				981	981				1,794	1,794				2,175	2,175			2,189		2,189			2,101	2,101
Sudan				19	19				32	32				56	56				63	63			67		67			50	50
Uganda				165	165				508	508				545	545				533	533			439		439			428	428
Somalia				932	932				679	679				1,599	1,599				2,119	2,119			4,180		4,180			4,785	4,785
Rwanda				269	269				427	427				613	613				663	663			681		681			588	588
Eritrea				162	162				336	336				495	495				632	632			936		936			939	939
Other				56	56				120	120				246	246				339	339			453		453			426	426
South Sudan				86	86				85	85				1,228	1,228				66	66			47		47			45	45

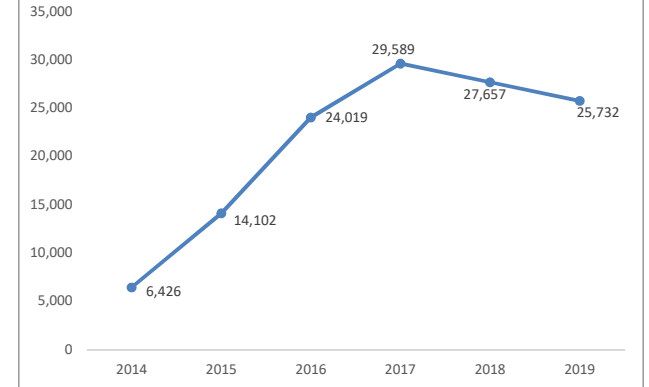
TREND BY LOCATION



TREND BY MAJOR COUNTRIES OF ORIGIN

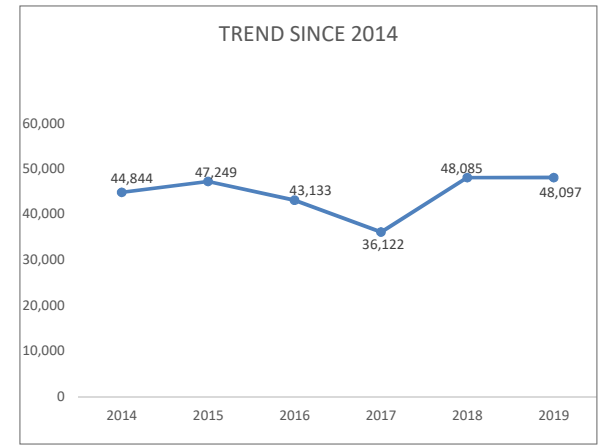
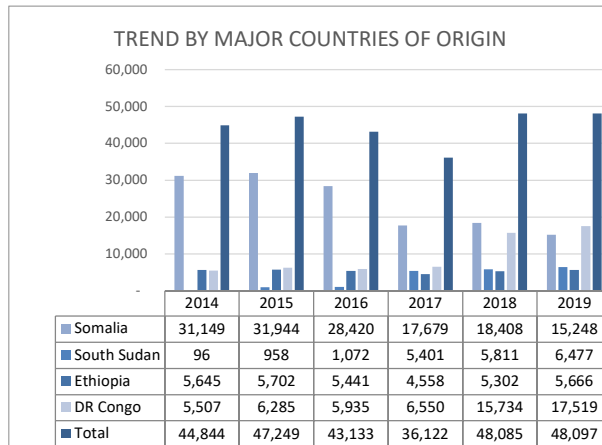
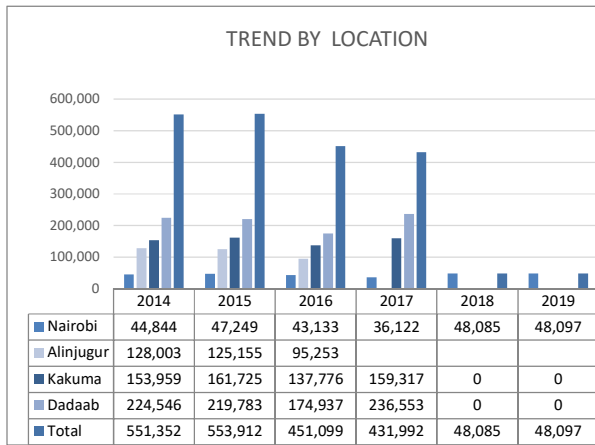


TREND SINCE 2014



REFUGEES IN KENYA BY COUNTRY OF ORIGIN AND LOCATION

Country of Origin	2014					2015					2016					2017				2018				2019			
	Alinjugur	Dadaab	Kakuma	Nairobi	Total	Alinjugur	Dadaab	Kakuma	Nairobi	Total	Alinjugur	Dadaab	Kakuma	Nairobi	Total	Dadaab	Kakuma	Nairobi	Total	Dadaab	Kakuma	Nairobi	Total	Dadaab	Kakuma	Nairobi	Total
Total	128,003	224,546	153,959	44,844	551,352	125,155	219,783	161,725	47,249	553,912	95,253	174,937	137,776	43,133	451,099	236,553	159,317	36,122	431,992	0	0	48,085	48,085	0	0	48,097	48,097
Somalia	125,429	213,367	54,746	31,149	424,691	122,499	208,652	54,825	31,944	417,920	93,099	165,225	37,704	28,420	324,448	228,700	35,335	17,679	281,714	0	0	18,408	18,408	0	0	15,248	15,248
South Sudan	1	1,243	87,886	96	89,226	32	1,271	93,410	958	95,671	13	1,073	84,983	1,072	87,141	955	105,168	5,401	111,524	0	0	5,811	5,811	0	0	6,477	6,477
Ethiopia	2,566	9,627	3,412	5,645	21,250	2,580	9,499	3,448	5,702	21,229	2,099	8,291	3,233	5,441	19,064	6,630	6,684	4,558	17,872	0	0	5,302	5,302	0	0	5,666	5,666
DR Congo	2	146	3,669	5,507	9,324	32	170	5,559	6,285	12,046	29	134	7,230	5,935	13,328	100	7,311	6,550	13,961	0	0	15,734	15,734	0	0	17,519	17,519
Sudan	-	63	3,141	177	3,381	-	65	3,217	137	3,419	1	56	2,693	113	2,863	51	2,768	105	2,924	0	0	114	114	0	0	120	120
Burundi	-	15	351	291	657	7	41	481	319	848	3	82	1,263	369	1,717	56	1,371	478	1,905	0	0	1,048	1,048	0	0	1,210	1,210
Eritrea	-	20	61	1,252	1,333	-	15	69	1,145	1,229	-	7	43	1,031	1,081	6	45	657	708	0	0	671	671	0	0	720	720
Rwanda	-	11	273	541	825	-	9	271	533	813	-	7	224	489	720	3	211	372	586	0	0	436	436	0	0	500	500
Uganda	3	50	402	136	591	3	58	414	162	637	6	62	376	187	631	48	394	192	634	0	0	407	407	0	0	480	480
Other	2	4	18	50	74	2	3	31	64	100	3	-	27	76	106	4	30	130	164	0	0	154	154	0	0	157	157



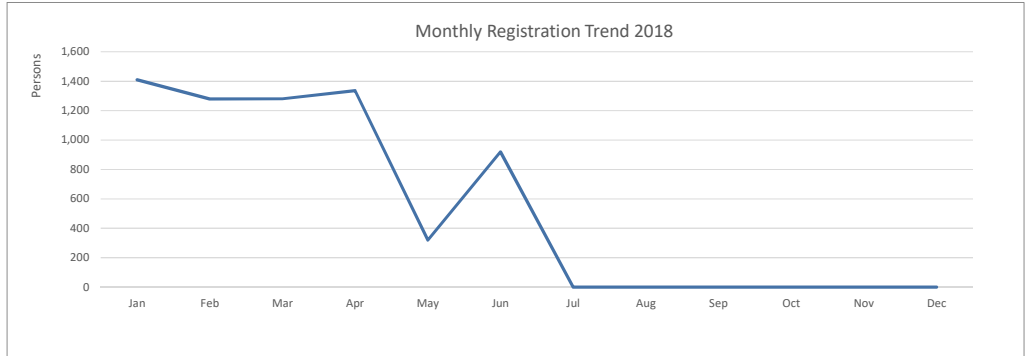
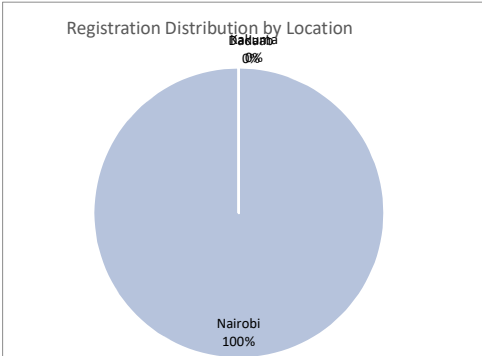
KENYA REGISTRATION TREND BY LOCATION AND COUNTRY OF ORIGIN

Total Kenya	Month	Total	AFG	ANG	BDI	BKF	CAR	COB	COD	CMR	ERT	ETH	ICO	LBR	NIG/ML	RSA	RWA	SLE	SOM	SSD	SUD	SYR	TAN	TIB	TUR	UGA	YEM	ZIM	OTHER	
	Jan	1,410	0	0	59	0	1	4	512	1	67	106	0	0	0	0	31	0	404	191	1	0	0	0	0	26	3	0	4	
	Feb	1,279	0	0	82	0	0	1	473	0	33	100	0	0	1	0	18	0	336	213	0	0	0	0	2	15	4	0	1	
	Mar	1,281	1	0	182	0	0	1	514	1	27	125	0	0	0	21	0	0	340	47	0	0	1	0	0	17	4	0	0	
	Apr	1,336	0	0	129	0	0	0	285	0	55	107	0	0	0	0	35	0	409	273	3	0	0	0	0	40	0	0	0	
	May	320	0	0	12	0	0	0	24	0	5	27	0	0	0	0	2	0	61	187	1	0	0	0	0	1	0	0	0	
	Jun	920	0	0	46	0	0	0	162	0	44	126	0	0	0	0	8	0	274	213	1	0	6	0	4	26	8	0	2	
	Jul	0	0	0	0	0	0	0	0	0	0	0	0	0	0	0	0	0	0	0	0	0	0	0	0	0	0	0	0	0
	Aug	0	0	0	0	0	0	0	0	0	0	0	0	0	0	0	0	0	0	0	0	0	0	0	0	0	0	0	0	0
	Sep	0	0	0	0	0	0	0	0	0	0	0	0	0	0	0	0	0	0	0	0	0	0	0	0	0	0	0	0	0
	Oct	0	0	0	0	0	0	0	0	0	0	0	0	0	0	0	0	0	0	0	0	0	0	0	0	0	0	0	0	0
	Nov	0	0	0	0	0	0	0	0	0	0	0	0	0	0	0	0	0	0	0	0	0	0	0	0	0	0	0	0	0
	Dec	0	0	0	0	0	0	0	0	0	0	0	0	0	0	0	0	0	0	0	0	0	0	0	0	0	0	0	0	0
Total	6,546	1	0	510	0	1	6	1,970	2	231	591	0	0	1	21	94	0	1,824	1,124	6	0	7	0	6	125	19	0	7		

Nairobi	Month	Total	AFG	ANG	BDI	BKF	CAR	COB	COD	CMR	ERT	ETH	IND	LBR	NIG	RSA	RWA	SLE	SOM	SSD	SUD	SYR	TAN	TIB	TUR	UGA	YEM	ZIM	OTHER	
	Jan	1,410	0	0	59	0	1	4	512	1	67	106	0	0	0	0	31	0	404	191	1	0	0	0	0	26	3	0	4	
	Feb	1,279	0	0	82	0	0	1	473	0	33	100	0	0	1	0	18	0	336	213	0	0	0	0	2	15	4	0	1	
	Mar	1,281	1	0	182	0	0	1	514	1	27	125	0	0	0	21	0	0	340	47	0	0	1	0	0	17	4	0	0	
	Apr	1,336	0	0	129	0	0	0	285	0	55	107	0	0	0	0	35	0	409	273	3	0	0	0	0	40	0	0	0	
	May	320	0	0	12	0	0	0	24	0	5	27	0	0	0	0	2	0	61	187	1	0	0	0	0	1	0	0	0	
	Jun	920	0	0	46	0	0	0	162	0	44	126	0	0	0	0	8	0	274	213	1	0	6	0	4	26	8	0	2	
	Jul	0	0	0	0	0	0	0	0	0	0	0	0	0	0	0	0	0	0	0	0	0	0	0	0	0	0	0	0	0
	Aug	0	0	0	0	0	0	0	0	0	0	0	0	0	0	0	0	0	0	0	0	0	0	0	0	0	0	0	0	0
	Sep	0	0	0	0	0	0	0	0	0	0	0	0	0	0	0	0	0	0	0	0	0	0	0	0	0	0	0	0	0
	Oct	0	0	0	0	0	0	0	0	0	0	0	0	0	0	0	0	0	0	0	0	0	0	0	0	0	0	0	0	0
	Nov	0	0	0	0	0	0	0	0	0	0	0	0	0	0	0	0	0	0	0	0	0	0	0	0	0	0	0	0	0
	Dec	0	0	0	0	0	0	0	0	0	0	0	0	0	0	0	0	0	0	0	0	0	0	0	0	0	0	0	0	0
Total	6,546	1	0	510	0	1	6	1,970	2	231	591	0	0	1	21	94	0	1,824	1,124	6	0	7	0	6	125	19	0	7		

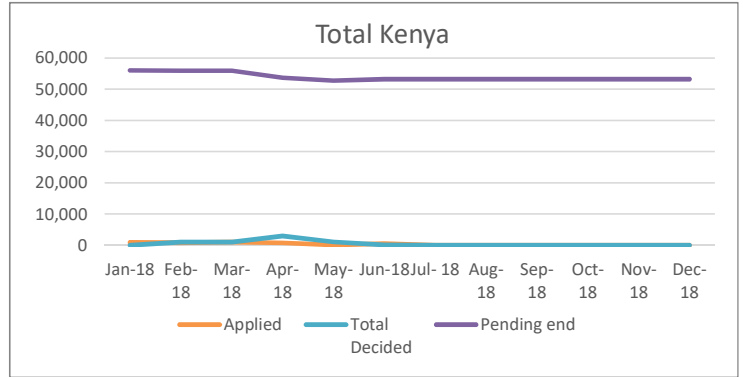
Dadaab	Month	Total	AFG	ANG	BDI	BKF	CAR	COB	COD	CMR	ERT	ETH	ICO	LBR	NIG	RSA	RWA	SLE	SOM	SSD	SUD	SYR	TAN	TIB	TUR	UGA	YEM	ZIM	Other		
	Jan	0																													
	Feb	0																													
	Mar	0																													
	Apr	0																													
	May	0																													
	Jun	0																													
	Jul	0																													
	Aug	0																													
	Sep	0																													
	Oct	0																													
	Nov	0																													
	Dec	0																													
Total	0	0	0	0	0	0	0	0	0	0	0	0	0	0	0	0	0	0	0	0	0	0	0	0	0	0	0	0	0		

Kakuma	Month	Total	AFG	ANG	BDI	BKF	CAR	COB	COD	CMR	ERT	ETH	ICO	LBR	NIG	RSA	RWA	SLE	SOM	SSD	SUD	SYR	TAN	TIB	TUR	UGA	YEM	ZIM	Other			
	Jan	0																														
	Feb	0																														
	Mar	0																														
	Apr	0																														
	May	0																														
	Jun	0																														
	Jul	0																														
	Aug	0																														
	Sep	0																														
	Oct	0																														
	Nov	0																														
	Dec	0																														
Total	0	0	0	0	0	0	0	0	0	0	0	0	0	0	0	0	0	0	0	0	0	0	0	0	0	0	0	0	0			

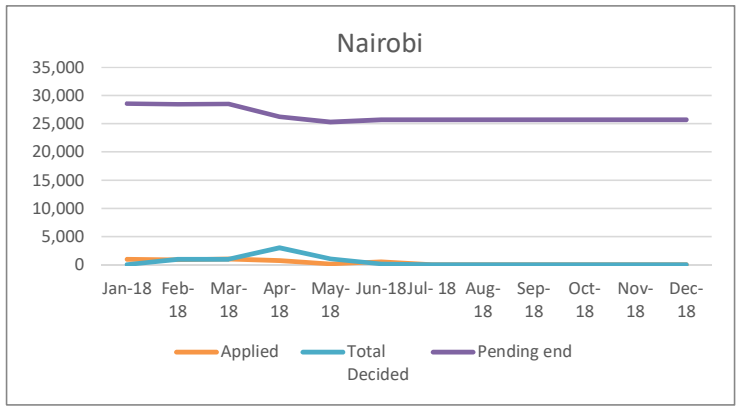


Individual Asylum Applications and Refugee Status Determination Trend

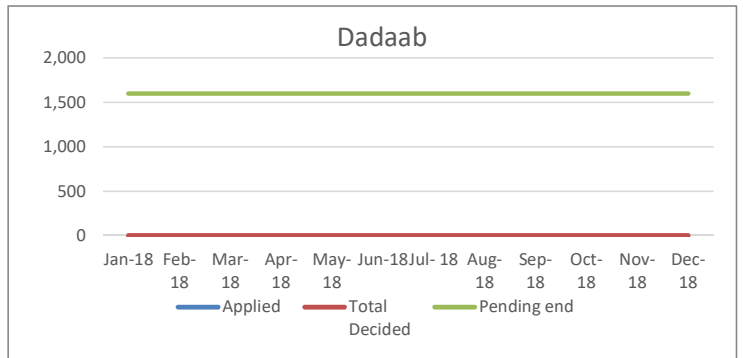
Total	Month	Pending begin	Applied	Reco-gnized	Reje-cted	Oth. Closed	Total Decided	Pending end
	Jan-18	55,093	933	0	0	0	0	56,026
	Feb-18	56,026	858	1	0	971	972	55,912
	Mar-18	55,912	1,008	696	0	271	967	55,953
	Apr-18	55,953	726	703	0	2,285	2,988	53,691
	May-18	53,691	90	971	0	74	1,045	52,736
	Jun-18	52,736	520	35	0	53	88	53,168
	Jul-18	53,168	0	0	0	0	0	53,168
	Aug-18	53,168	0	0	0	0	0	53,168
	Sep-18	53,168	0	0	0	0	0	53,168
	Oct-18	53,168	0	0	0	0	0	53,168
	Nov-18	53,168	0	0	0	0	0	53,168
	Dec-18	53,168	0	0	0	0	0	53,168
Total		4,135	2,406	0	3,654	6,060		



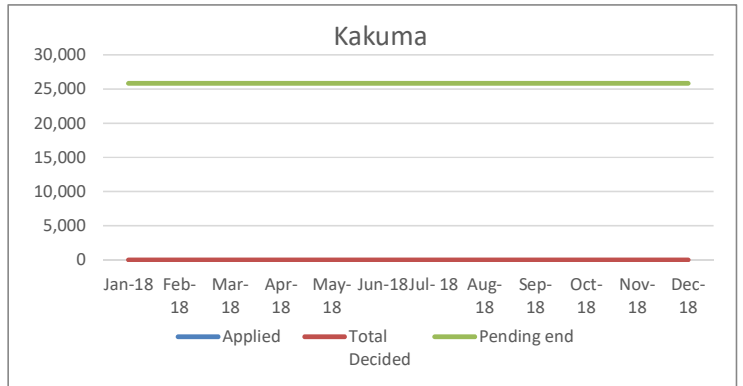
Nairobi	Month	Pending begin	Applied	Reco-gnized	Reje-cted	Oth. Closed	Total Decided	Pending end
	Jan-18	27,657	933	-	0	0	0	28,590
	Feb-18	28,590	858	1	0	971	972	28,476
	Mar-18	28,476	1,008	696	0	271	967	28,517
	Apr-18	28,517	726	703	0	2,285	2,988	26,255
	May-18	26,255	90	971	0	74	1,045	25,300
	Jun-18	25,300	520	35	0	53	88	25,732
	Jul-18	25,732	0	-	0	0	0	25,732
	Aug-18	25,732	0	-	0	0	0	25,732
	Sep-18	25,732	0	-	0	0	0	25,732
	Oct-18	25,732	0	-	0	0	0	25,732
	Nov-18	25,732	0	-	0	0	0	25,732
	Dec-18	25,732	0	-	0	0	0	25,732
Total		4,135	2,406	0	3,654	6,060		



Dadaab	Month	Pending begin	Applied	Reco-gnized	Reje-cted	Oth. Closed	Total Decided	Pending end
	Jan-18	1,599	0	0	0	0	0	1,599
	Feb-18	1,599	0	0	0	0	0	1,599
	Mar-18	1,599	0	0	0	0	0	1,599
	Apr-18	1,599	0	0	0	0	0	1,599
	May-18	1,599	0	0	0	0	0	1,599
	Jun-18	1,599	0	0	0	0	0	1,599
	Jul-18	1,599	0	0	0	0	0	1,599
	Aug-18	1,599	0	0	0	0	0	1,599
	Sep-18	1,599	0	0	0	0	0	1,599
	Oct-18	1,599	0	0	0	0	0	1,599
	Nov-18	1,599	0	0	0	0	0	1,599
	Dec-18	1,599	0	0	0	0	0	1,599
Total		0	0	0	0	0	0	



Kakuma	Month	Pending begin	Applied	Reco-gnized	Reje-cted	Oth. Closed	Total Decided	Pending end
	Jan-18	25,837	0	0	0	0	0	25,837
	Feb-18	25,837	0	0	0	0	0	25,837
	Mar-18	25,837	0	0	0	0	0	25,837
	Apr-18	25,837	0	0	0	0	0	25,837
	May-18	25,837	0	0	0	0	0	25,837
	Jun-18	25,837	0	0	0	0	0	25,837
	Jul-18	25,837	0	0	0	0	0	25,837
	Aug-18	25,837	0	0	0	0	0	25,837
	Sep-18	25,837	0	0	0	0	0	25,837
	Oct-18	25,837	0	0	0	0	0	25,837
	Nov-18	25,837	0	0	0	0	0	25,837
	Dec-18	25,837	0	0	0	0	0	25,837
Total		0	0	0	0	0	0	



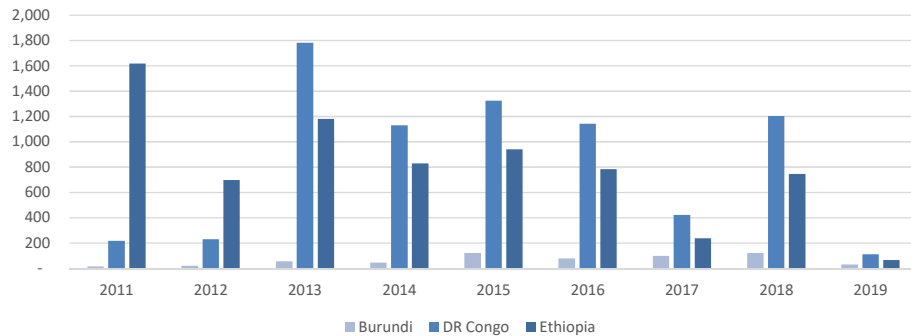
RESETTLEMENT SUBMISSION BY COUNTRY OF ORIGIN

Country of Origin	2011	2012	2013	2014	2015	2016	2017	2018	2019	Total
Burundi	17	22	58	46	121	81	100	121	30	596
DR Congo	218	230	1,783	1,132	1,326	1,143	424	1,203	113	7,572
Eritrea	25	20	111	73	116	55	26	39	10	475
Ethiopia	1,617	700	1,181	830	941	785	237	748	66	7,105
Other	1	5	5	11	26	14	20	16	9	107
Rwanda	13	24	22	31	78	26	10	17	10	231
Somalia	8,439	2,170	3,985	4,325	3,909	4,147	929	1,068	885	29,857
South Sudan	-	33	214	111	420	701	143	1,229	615	3,466
Sudan	175	30	29	158	541	104	4	34	-	1,075
Uganda	13	5	24	88	108	107	47	136	144	672
Total	10,518	3,239	7,412	6,805	7,586	7,163	1,940	4,611	1,882	51,156

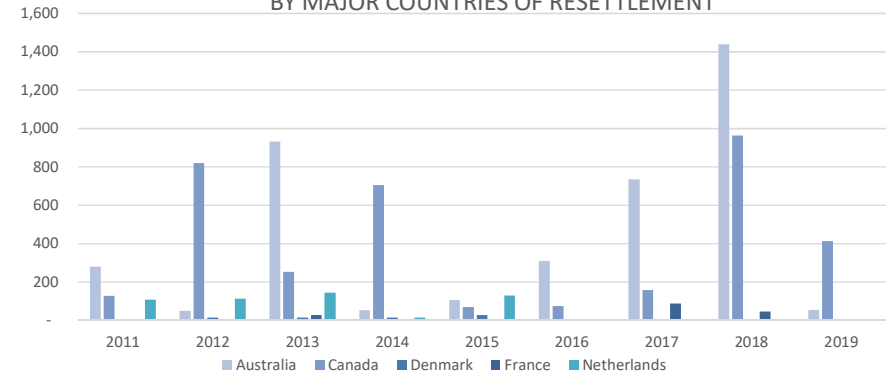
RESETTLEMENT SUBMISSION BY COUNTRY OF RESETTLEMENT

Country of Submission	2011	2012	2013	2014	2015	2016	2017	2018	2019	Total
Australia	281	50	932	53	107	310	736	1,438	54	3,961
Canada	129	821	254	705	69	75	158	963	414	3,588
Denmark	6	14	16	14	29	6	-	-	-	85
France	-	-	29	-	-	1	88	46	4	168
Netherlands	109	114	145	16	130	-	-	-	-	514
Norway	72	218	218	12	11	5	6	1	-	543
Other	24	16	17	6	17	2	28	25	2	137
Sweden	391	402	342	397	81	262	353	120	403	2,751
United Kingdom	657	585	155	363	378	397	180	243	291	3,249
United States	8,849	1,019	5,304	5,239	6,764	6,105	391	1,775	714	36,160
Total	10,518	3,239	7,412	6,805	7,586	7,163	1,940	4,611	1,882	51,156

RESETTLEMENT SUBMISSION TRENDS BY MAJOR COUNTRIES OF ORIGIN



RESETTLEMENT SUBMISSION TRENDS BY MAJOR COUNTRIES OF RESETTLEMENT



Submissions to end of May '19

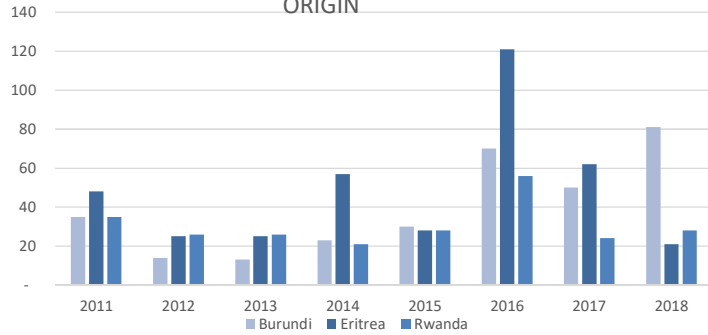
RESETTLEMENT DEPARTURES BY COUNTRY OF ORIGIN

Country of Origin	2011	2012	2013	2014	2015	2016	2017	2018	2019	Total
Burundi	35	14	13	23	30	70	50	81	46	362
Congo DR	234	192	308	560	874	1,621	730	643	208	5,370
Eritrea	48	25	25	57	28	121	62	21	7	394
Ethiopia	906	806	469	480	645	1,265	663	282	60	5,576
Other	1	3	-	-	3	27	4	6	8	52
Rwanda	35	26	26	21	28	56	24	28	3	247
Somalia	2,102	1,442	2,612	3,562	3,142	5,521	2,102	398	113	20,994
SSD	-	35	88	92	136	412	272	100	23	1,158
Sudan	213	102	61	82	46	123	184	9	1	821
Uganda	7	14	2	36	69	70	50	73	10	331
Total	3,581	2,659	3,604	4,913	5,001	9,286	4,141	1,641	479	35,305

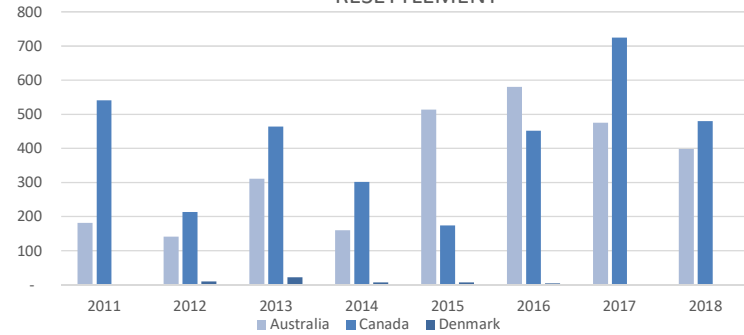
RESETTLEMENT DEPARTURES BY COUNTRY OF RESETTLEMENT

Country of Resettlement	2011	2012	2013	2014	2015	2016	2017	2018	2019	Total
Australia	182	141	311	160	514	580	475	398	155	2,916
Canada	541	213	464	302	174	452	725	480	92	3,443
Denmark	-	10	22	7	7	4	-	-	-	50
Netherlands	81	29	-	87	2	70	-	-	-	269
New Zealand	10	-	4	-	-	5	11	-	-	30
Norway	58	18	159	78	32	3	7	-	1	356
Other	89	12	13	20	13	2	7	15	14	185
Sweden	329	88	331	229	341	238	83	4	-	1,643
United Kingdom	208	460	260	279	308	267	248	111	36	2,177
USA	2,083	1,688	2,040	3,751	3,610	7,665	2,585	633	181	24,236
Total	3,581	2,659	3,604	4,913	5,001	9,286	4,141	1,641	479	35,305

RESETTLEMENT DEPARTURE TRENDS BY MAJOR COUNTRIES OF ORIGIN



RESETTLEMENT DEPARTURE TRENDS BY MAJOR COUNTRIES OF RESETTLEMENT



departures to end of May '19

**VOLUNTARY REPATRIATION FROM KENYA
BY COUNTRY OF ORIGIN**

Country of Origin	Year											
	2009	2010	2011	2012	2013	2014	2015	2016	2017	2018	2019	Total
Sudan	665	64	28									757
Burundi	2	1		4						191		198
Rwanda	1	2	2	1								6
Mozambique	-	5							4			9
Somalia	-	6	69	4		485	5,616	33,789	35,407	1,017	8	76,401
Congo	-	3	2	7	3						4	19
Ethiopia	-	-								1,947		1,947
Uganda	-	-	4	1								5
Other	-	2	6					6				14
Total	668	83	111	17	3	485	5,616	33,795	35,411	3,155	12	79,356

VolRepTrend

