



Annual Referral Health Care Report 2019

A summary report for secondary and tertiary health care provided to Syrian refugees in Lebanon in 2019

OVERVIEW

Secondary and tertiary health care institutions in Lebanon are mostly private and cost is a significant access barrier. UNHCR has put in place Guidelines for Referral Health Care in Lebanon and standard operating procedures (SOPs) to support access to life saving and obstetric care and to manage the costs of care for refugees. The costs covered by UNHCR vary according to the cost of service provided. Additionally, UNHCR contracts a third-party administrator (TPA) to manage and audit referral care processes and costs. As of December 2019, there are **914,648** Syrian refugees and **17,971** refugees from other countries registered with UNHCR. The referral care programme also supports access to life saving care for non-registered refugees.

- The total number of approved referrals decreased from **79,416** in 2018 to **65,513** in 2019. This is a decrease of **18%**. The decrease is believed to have been caused by several factors such as an overall decrease in number of deliveries, a shift towards primary health care utilization for conditions other than deliveries and reduced access as a result of country wide protests, deteriorated socio-economic situation and aggravation of the financial situation in the last quarter of 2019.
- The UNHCR network consisted for most of the year of **40** hospitals. The majority (**84%**) of accepted referrals were treated in **20** hospitals.
- **62%** of referrals were for maternity care (**63%** in 2018).
- The proportion of births through caesarean section was **33%** out of total deliveries (**33%** in 2018).
- Out of the total annual approved referrals there were **780** mortalities, of which **60%** were children under one year of age, predominantly in the perinatal period.

DATA

UNHCR, through the TPA, collected data on the coverage of hospital referrals. The data for accepted referrals include the diagnosis, care received, outcome and cost of the service.

IN NUMBERS

65,513 Referrals financially supported by UNHCR in 2019.

61,594 Beneficiaries supported by UNHCR with one or more referrals.

5,459 Monthly average of referrals supported by UNHCR.

78% Proportion of referrals of female patients, reflecting the high proportion of obstetric care (**78%** in 2018).

84% Proportion of accepted referrals in most utilized 20 hospitals.

SECTION 1: NUMBER OF REFERRALS

FIGURE 1: NUMBER OF REFERRALS PER MONTH JAN 2015 – DEC 2019

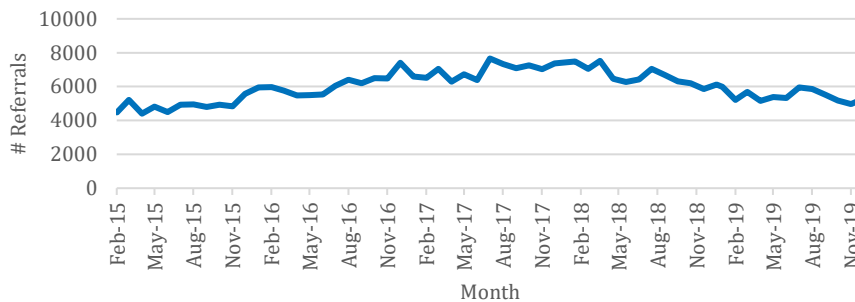


FIGURE 2: NUMBER OF REFERRALS PER MONTH BY COVERAGE STATUS in 2019

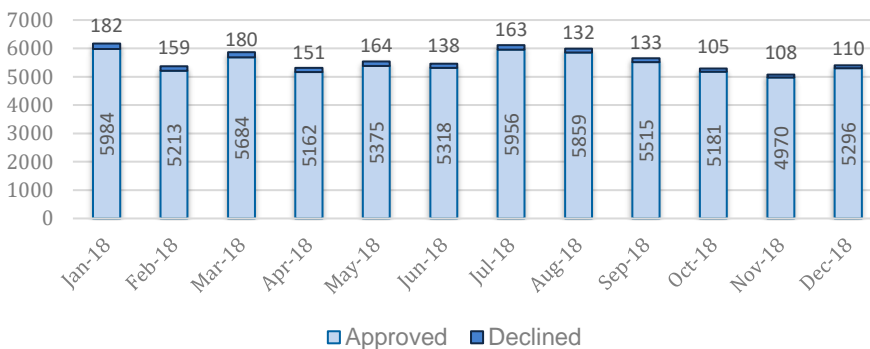
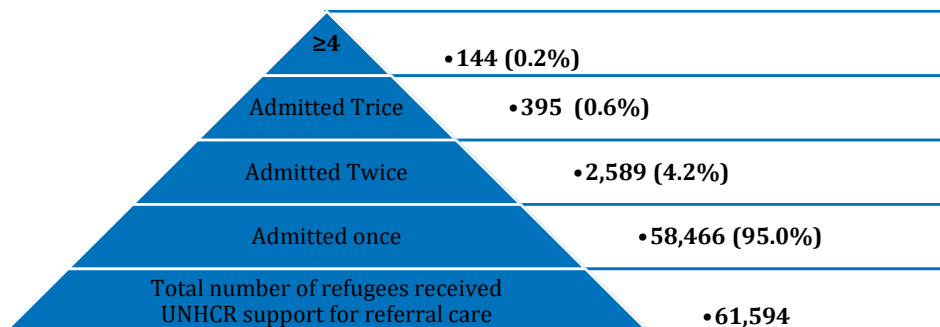


FIGURE 3: NUMBER OF REFUGEES SUPPORTED AND FREQUENCY OF ADMISSIONS PER REFUGEE



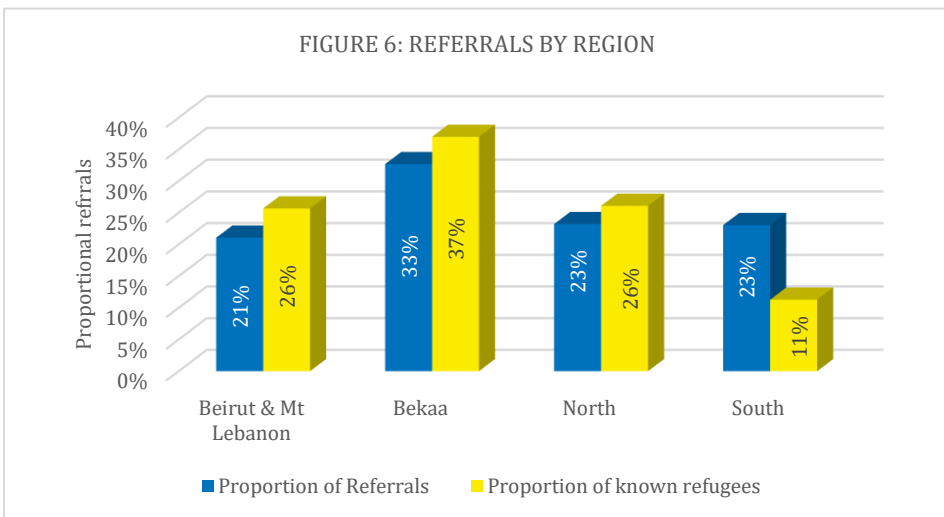
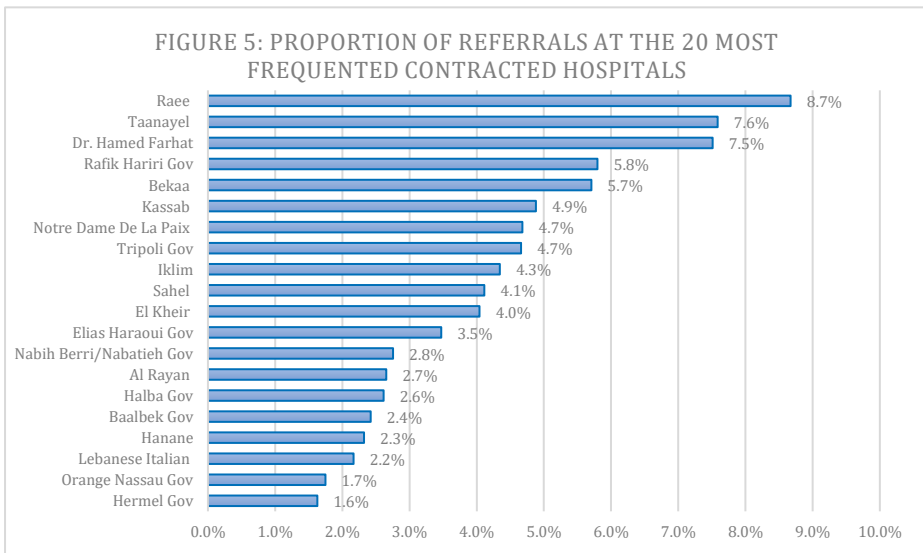
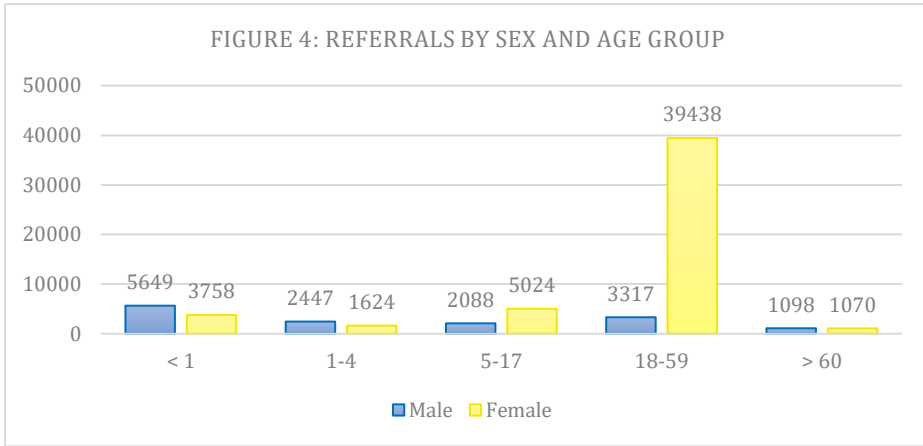
Key Findings

Number of referrals per month stable throughout the year. Lower monthly numbers than in 2016, 2017 and 2018 but similar to the figure of 2015.

1,725 referrals were declined support (2.6% of total). Most common reason for declining was that condition did not fit criteria set out in referral care guidelines (acute life-threatening, delivery etc.)

21 % Proportion of referrals of children <5 years of age (22% in 2018).

5% of beneficiaries referred twice or more. The most common diagnosis for multiple referrals (4 or more/year) is blood- and immunological conditions. Possibly due to the need for repeated transfusions.



Key Findings

78%

Proportion of referrals of female patients, reflecting the high proportion of obstetric care (78% in 2018).

24.7 and 16.0 years

Mean age at admission for females and males respectively (24.6 and 15.2 years in 2018). The different means are due to the fact that the majority of females are referred for delivery while the majority of males are referred for perinatal reasons.

20 hospitals (out of 40 in the network) provided treatments to **84%** (82% in 2018) of all supported referrals

473

Average number of referrals per month to the hospital most frequented by refugees (Raee Hospital in Saida).

Percentage referrals to hospitals in South higher than percentage of refugees residing there. A number of large hospitals in Saida (Raai, Kassab) are receiving referrals from the rest of the country.

SECTION 2: REASON FOR REFERRALS

FIGURE 7: ICD-10 DIAGNOSTIC CATEGORY, AS PROPORTION OF APPROVED REFERRALS (N=65,513)

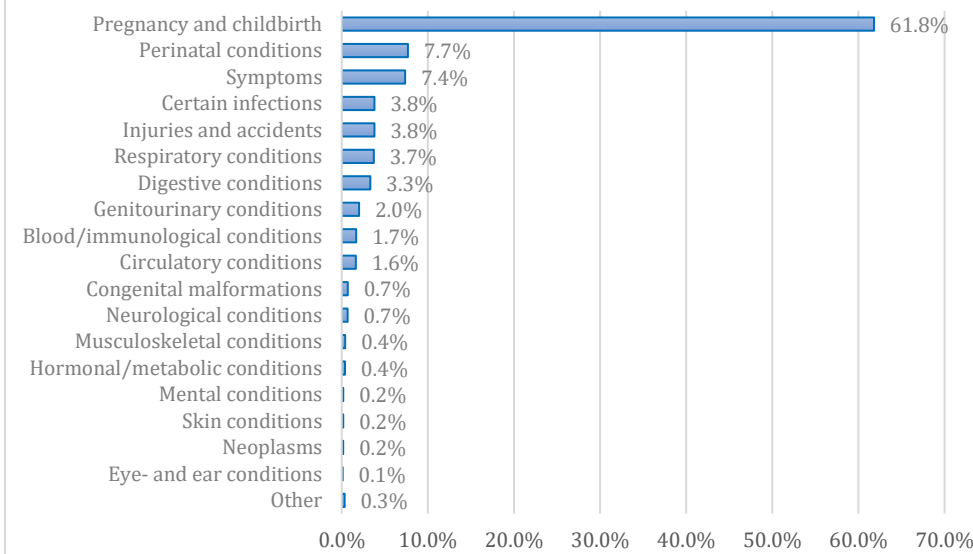


FIGURE 8: PROPORTION OF SPECIFIC DIAGNOSES WITHIN CATEGORIES

FIGURE 8.1: Pregnancy and Childbirth

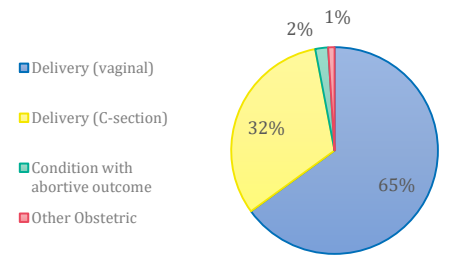


FIGURE 8.2: Perinatal Conditions

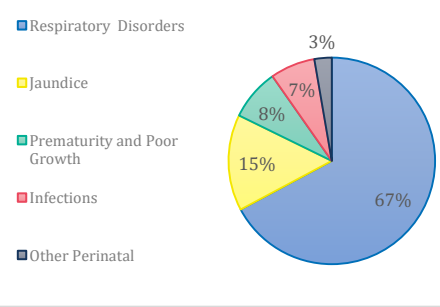


FIGURE 8.3: Symptoms

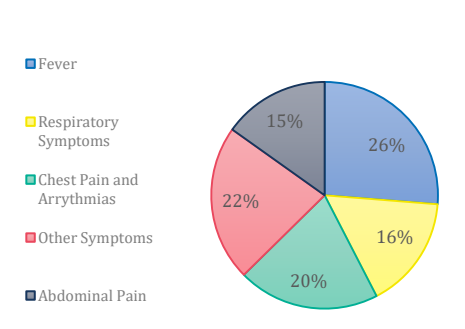
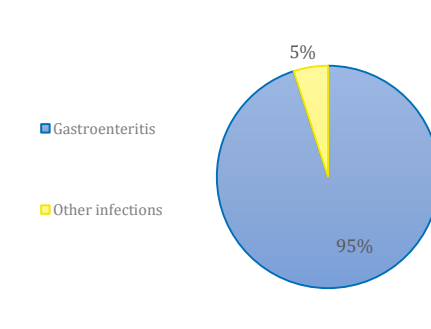


FIGURE 8.4: Certain infections



Key Findings

40,495

Number of accepted referrals requiring pregnancy related care (62% of total referrals)

39,339

Number of referrals for delivery (60% of total referrals)

Proportion of referrals for pregnancy related care and deliveries remain stable, but total numbers of referrals have decreased (from 49,737 and 47,892 in 2018 for pregnancy related care and deliveries respectively). This is probably a reflection of a real decrease of deliveries in the community

33%

Proportion of deliveries by caesarean section remained stable (33% in 2018).

SECTION 3: MORTALITY

FIGURE 9: MORTALITIES BY ICD-10 DIAGNOSIS CATEGORY (N = 780)

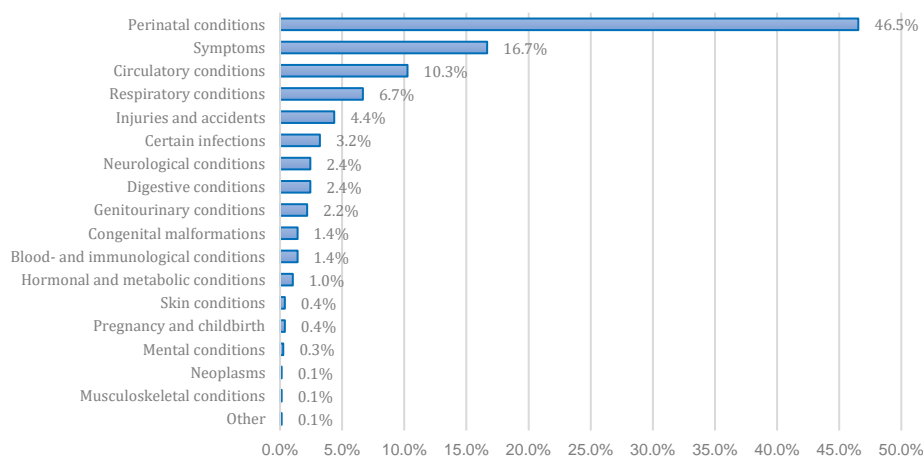


FIGURE 10: MORTALITIES BY SEX AND AGE GROUP

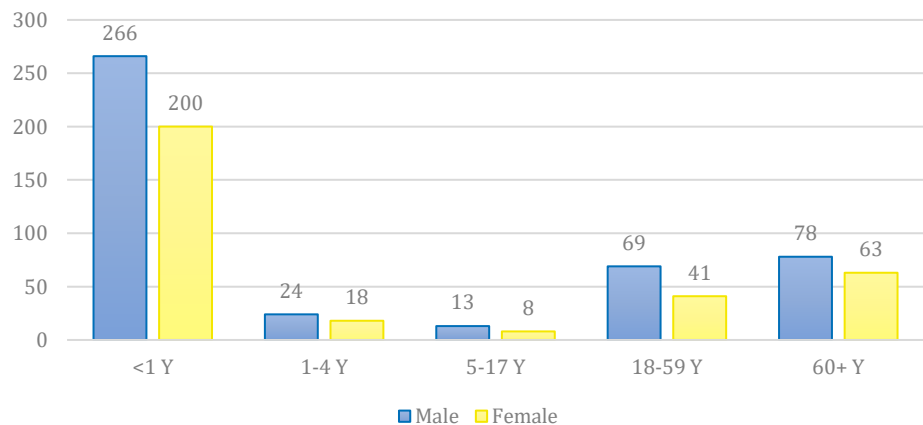
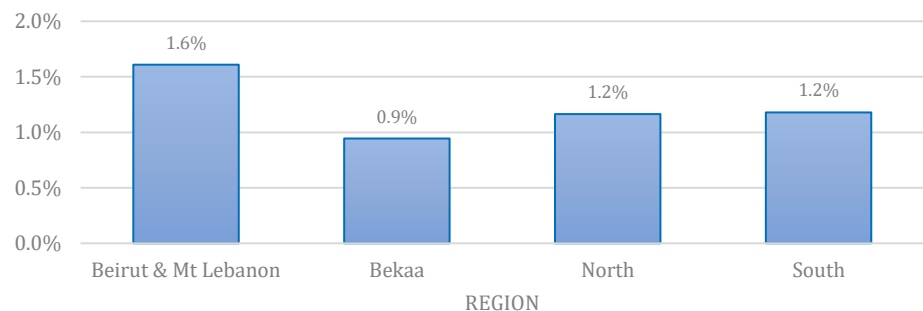


FIGURE 11: PROPORTIONAL MORTALITIES OUT OF ALL REFERRALS PER REGION



Key Findings

780 of beneficiaries referred died while hospitalized in 2019. Corresponding number for 2018 was 921 out of 79,416 referrals.

1.2% proportion of mortalities out of all referrals in 2019 (1.2% in 2018)

10% of deaths were due to cardiovascular disease (slight decrease compared to 13% in 2018)

60% of the 780 deaths occurred among children under one year of age (increase from 54% in 2018). The deaths happened mainly in the perinatal period and 15% were attributed to prematurity.

3 Maternal in-hospital mortalities among UNHCR supported referrals (7 in 2018). According to MOPH data that includes all maternal deaths among Syrian nationals, the number of maternal deaths were 10 in 2019 compared to 9 in 2018