



SOMALIA: Areas of origin (regions) of registered Somali refugees and asylum-seekers in the East and Horn of Africa | As of 01 May 2015



Total registered Somalis

713,050

423,244 in Kenya | 59%
246,152 in Ethiopia | 35%
29,053 in Uganda | 4%
11,799 in Djibouti | 2%
2,802 in Eritrea | 0.4%

Top areas of origin

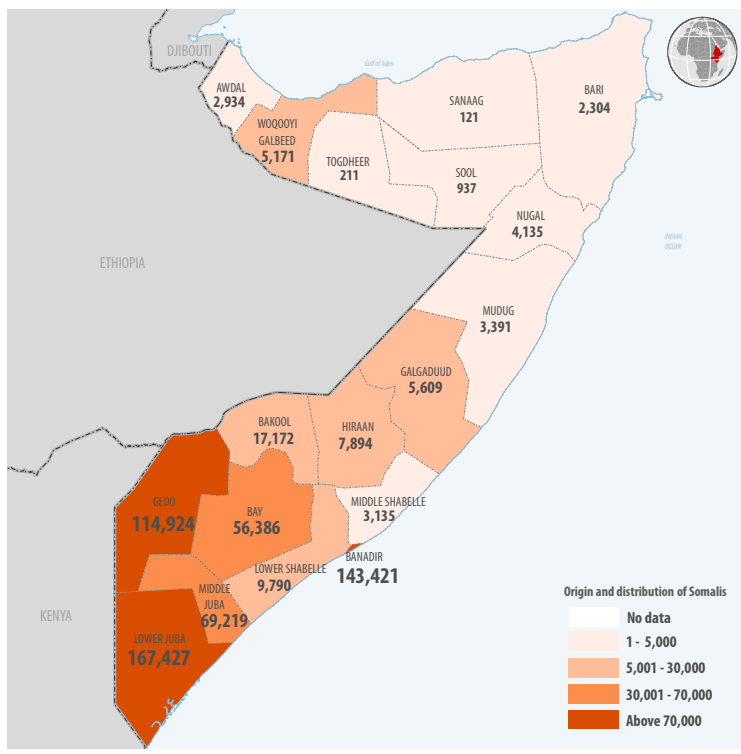
| refugees > 10,000

Lower Juba	23%
Banadir	20%
Gedo	16%
Middle Juba	10%
Bay	8%
Bakool	2%

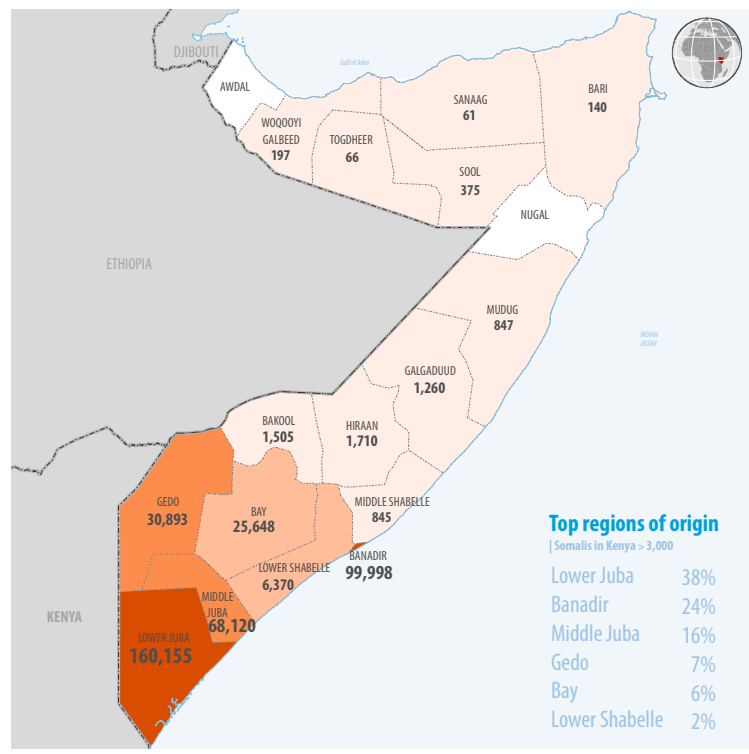
Age and gender breakdown

Male	51%
Female	49%
Women & Children	59%
60+	3%
18-59	38%
0-17	59%

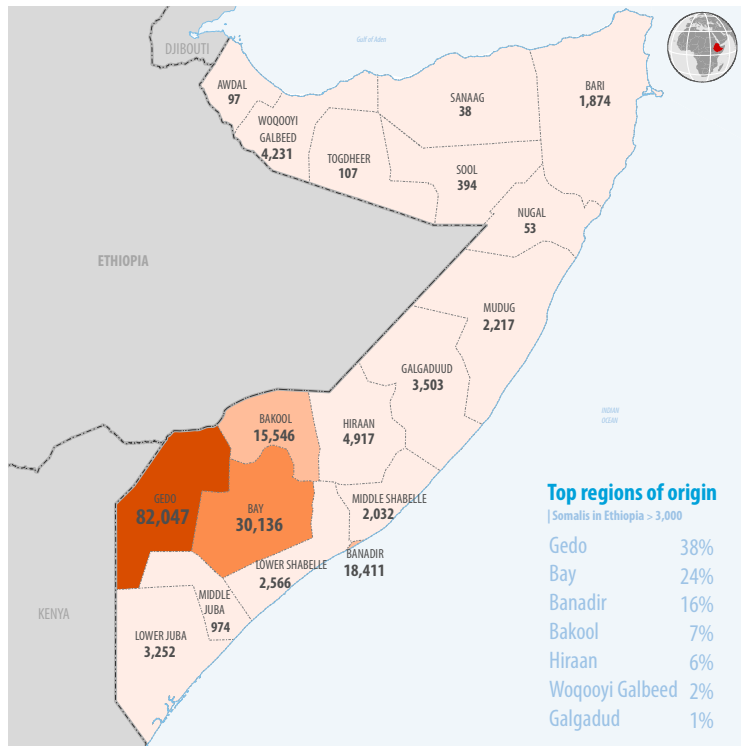
Somalis in Djibouti, Eritrea, Ethiopia, Kenya and Uganda



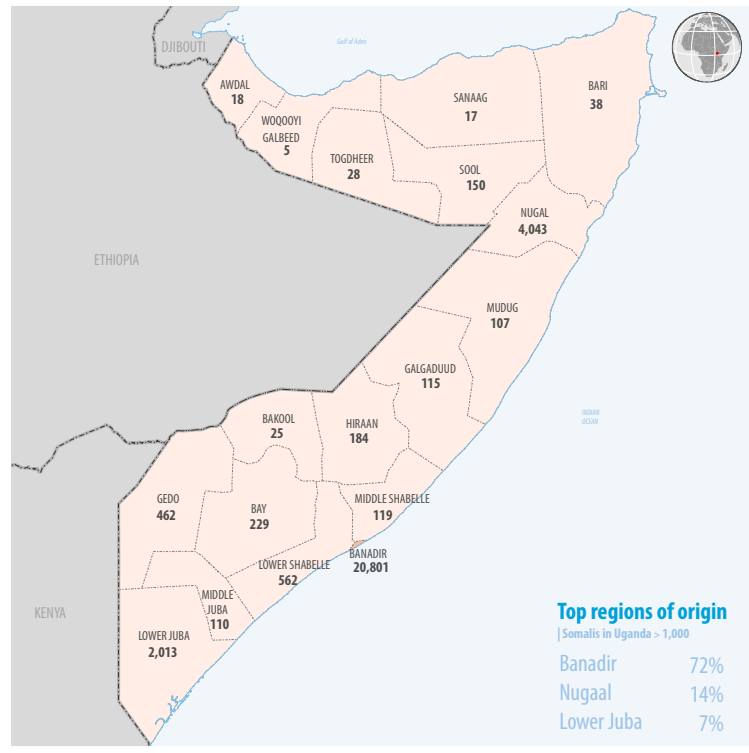
Somalis in Kenya



Somalis in Ethiopia



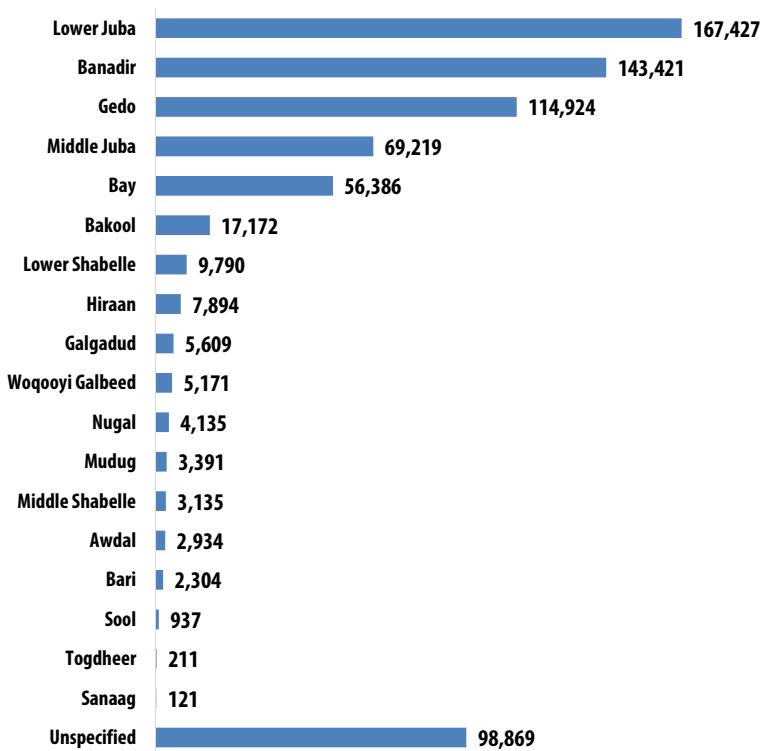
Somalis in Uganda



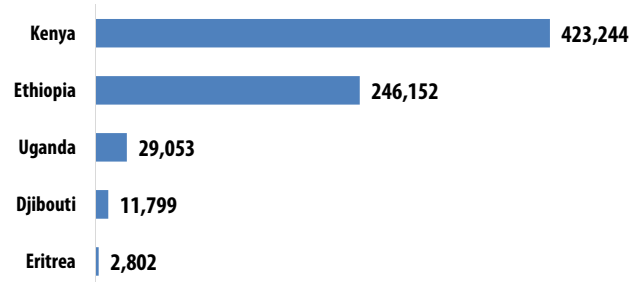
The boundaries and names shown and the designations used on the maps do not imply official endorsement or acceptance by the United Nations. Sources: Boundaries - UNCS, UNDP Statistics - UNHCR Djibouti, Eritrea, Ethiopia, Kenya and Uganda. Data for Uganda as of 28 Feb 2015. Feedback: UNHCR Regional Support Hub in Nairobi kensgs@unhcr.org

SOMALIA: Areas of origin (regions) of registered Somali refugees and asylum-seekers in the East and Horn of Africa | As of 01 May 2015

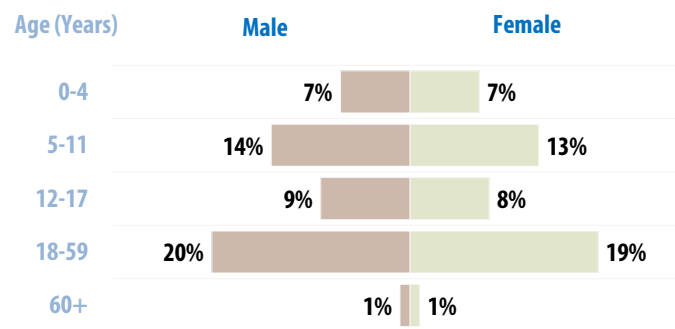
Regions of origin of Somalis in Djibouti, Eritrea, Ethiopia, Kenya and Uganda



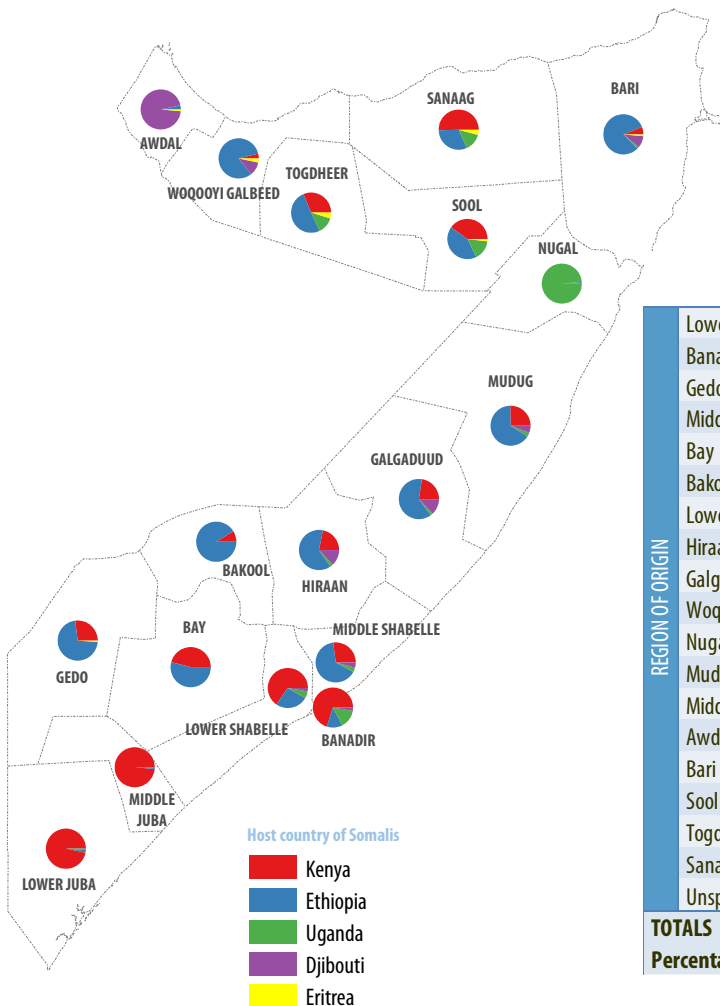
Host country of Somalis



Age and gender breakdown



Proportion of registered Somalis by host country and region of origin



REGION OF ORIGIN	HOST COUNTRIES OF SOMALI REFUGEES AND ASYLUM-SEEKERS					Total	Percentage
	Kenya	Ethiopia	Uganda	Djibouti	Eritrea		
Lower Juba	160,155	3,252	2,013	1,548	459	167,427	23%
Banadir	99,998	18,411	20,801	3,728	483	143,421	20%
Gedo	30,893	82,047	462	282	1,240	114,924	16%
Middle Juba	68,120	974	110	12	3	69,219	10%
Bay	25,648	30,136	229	266	107	56,386	8%
Bakool	1,505	15,546	25	81	15	17,172	2%
Lower Shabelle	6,370	2,566	562	251	41	9,790	1%
Hiraan	1,710	4,917	184	1,013	70	7,894	1%
Galgadud	1,260	3,503	115	713	18	5,609	1%
Woqooyi Galbeed	197	4,231	5	563	175	5,171	1%
Nugal	-	53	4,043	21	18	4,135	1%
Mudug	847	2,217	107	193	27	3,391	0.5%
Middle Shabelle	845	2,032	119	131	8	3,135	0.4%
Awdal	-	97	18	2,777	42	2,934	0.4%
Bari	140	1,874	38	219	33	2,304	0.3%
Sool	375	394	150	1	17	937	0.13%
Togdheer	66	107	28	-	10	211	0.03%
Sanaag	61	38	17	-	5	121	0.02%
Unspecified	25,054	73,757	27	-	31	98,869	14%
TOTALS	423,244	246,152	29,053	11,799	2,802	713,050	
Percentage	59%	35%	4%	2%	0.4%		