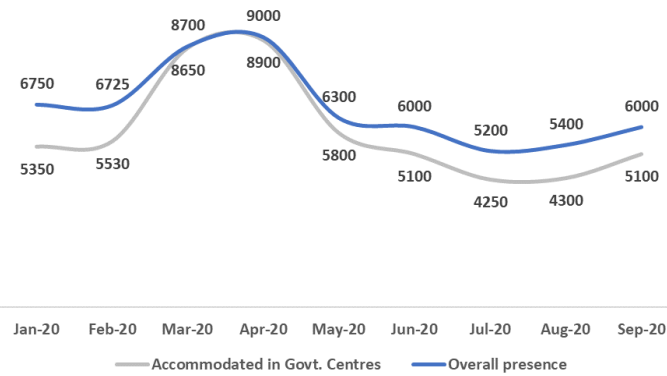


Serbia

SEPTEMBER 2020

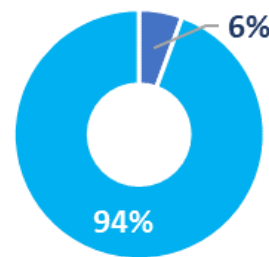
Asylum-seekers and migrants - presence and shelter



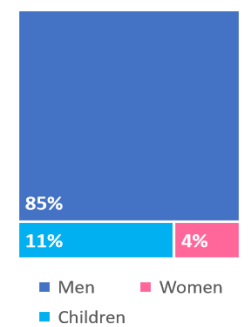
*To see Site Profiles, please click on the above map

Total (observed) arrivals - September:	2,981 ↓
Total (observed) arrivals - August:	4,146 ↓
Total (observed) arrivals of unaccompanied children - September:	267 ↑
Total (observed) arrivals of unaccompanied children - August:	177 ↑
Total occupancy of government centers - end September:	5,086 ↑
Total occupancy of government centers - end August:	4,325 ↑
Total presence of refugees/migrants - end September:	5,975 ↑
Total presence of refugees/migrants - end August:	5,380 ↑

UASC Jan-Sep 2020



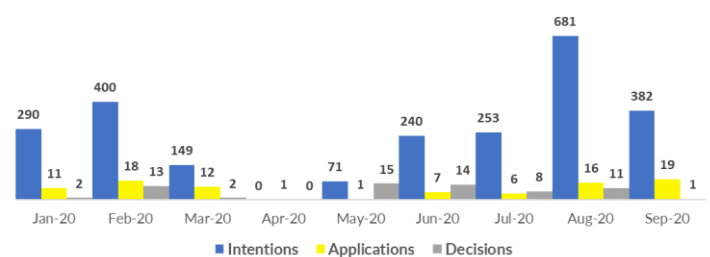
Total observed arrivals by Gender Jan-Sep 2020



Asylum processing

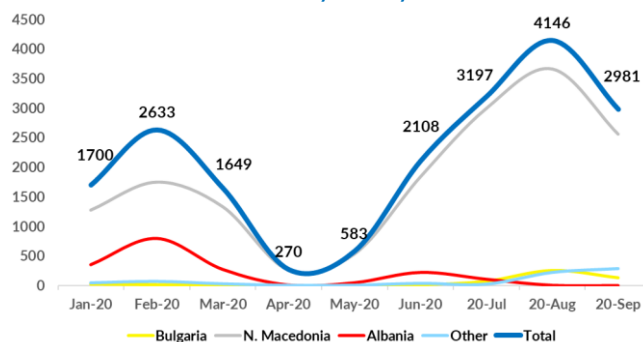
Intentions to seek asylum - September:	382 ↓
Intentions to seek asylum - August:	681 ↓
Applications for asylum submitted - September:	19 ↑
Applications for asylum submitted - August:	16 ↑
Substantive decisions - September:	1 ↓
Substantive decisions - August:	11 ↓
Positive decisions - September:	0 ↓
Positive decisions - August:	3 ↓

Asylum intentions/applications/decisions

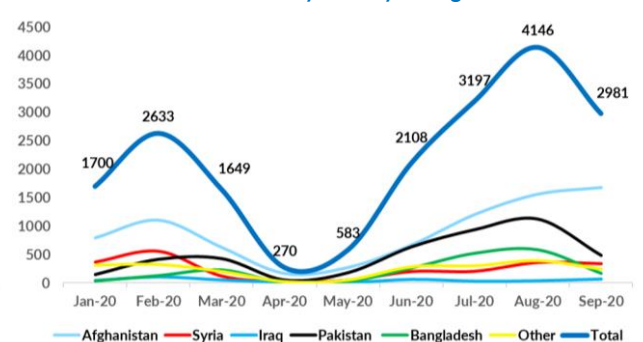


Observed new arrivals - demographics and country of transit

Observed arrivals by country of transit



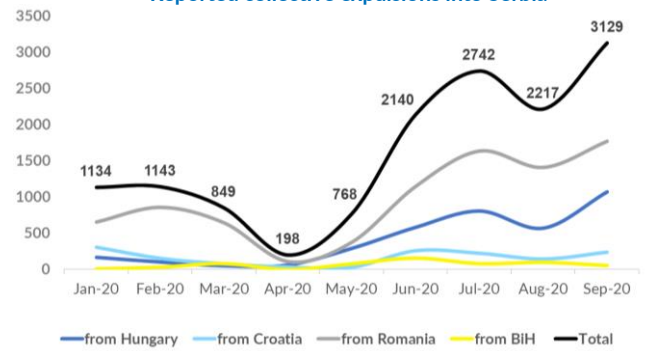
Observed arrivals by country of origin



Reported pushbacks into Serbia

Collective expulsions from Hungary - September:	1,067	↑
Collective expulsions from Hungary - August:	568	↑
Collective expulsion from Croatia - September:	237	↑
Collective expulsions from Croatia - August:	142	↑
Collective expulsions from Romania - September:	1,771	↑
Collective expulsions from Romania - August:	1,409	↑
Collective expulsions from BiH - September:	54	↓
Collective expulsions from BiH - August:	98	↓

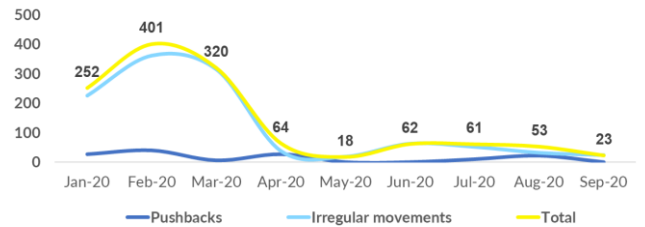
Reported collective expulsions into Serbia



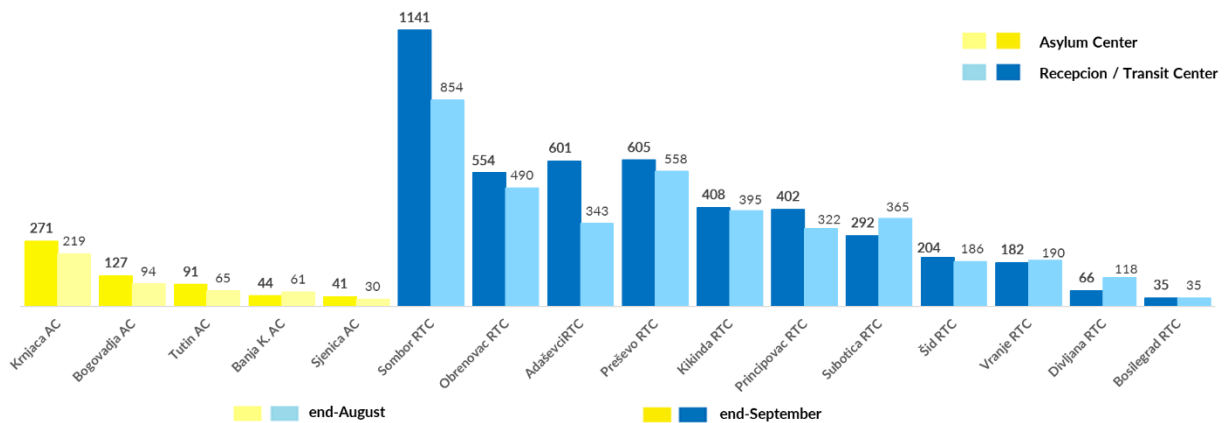
Reported movements from Serbia to North Macedonia

Irregular movements to N. Macedonia - September:	23	↓
Irregular movements to N. Macedonia - August:	31	↓
Pushbacks to N. Macedonia - September:	0	↑
Pushbacks to N. Macedonia - August:	22	↑

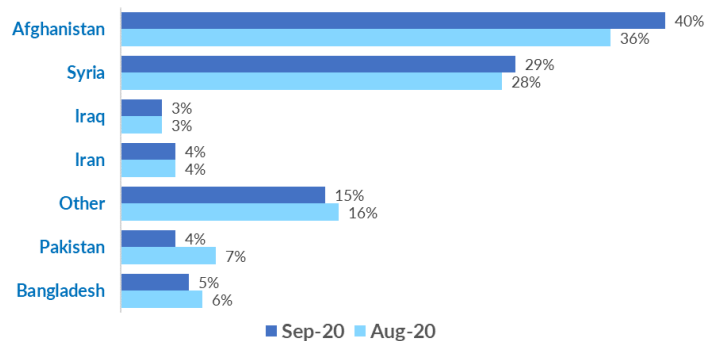
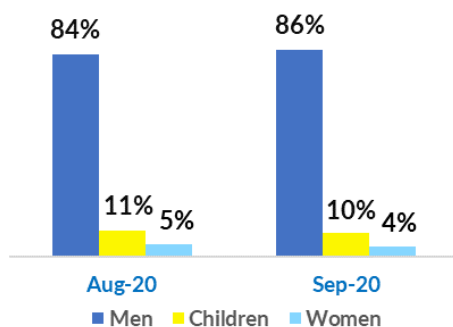
Pushbacks & irregular movements from Serbia to North Macedonia



Occupancy of Asylum and Reception/Transit Centers



Profile of asylum-seekers/migrants



Asylum statistics are provided by the Ministry of Interior and government centres statistics by SCRM. Other information is based on findings of UNHCR staff and partners. If you use this content, please refer to UNHCR as source.