

Total Active Registered Persons Of Concern **23,014**



23,013

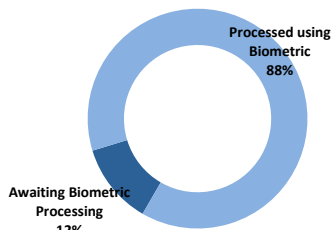
100.0%



1

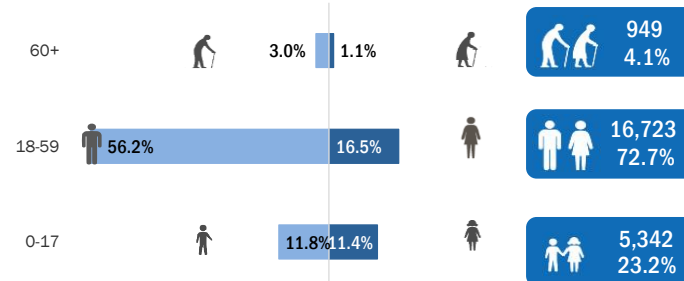
0.0%

Biometric Statistics (IRIS)



UNHCR Jordan

Age-Gender Breakdown



Standard Age and Gender

| Age | 0-4 | 5-11 | 12-17 | 18-35 | 36-59 | 60+ | Total | % |
|--------------|--------------|--------------|--------------|---------------|--------------|------------|---------------|-------------|
| Female | 934 | 1,017 | 680 | 2,446 | 1,342 | 250 | 6,669 | 29.0% |
| Male | 952 | 1,029 | 730 | 8,391 | 4,544 | 699 | 16,345 | 71.0% |
| Total | 1,886 | 2,046 | 1,410 | 10,837 | 5,886 | 949 | 23,014 | 100% |
| | 8.2% | 8.9% | 6.1% | 47.1% | 25.6% | 4.1% | | |

Origion Country

| | | |
|--------|--------|-------|
| YEM | 14,655 | 63.7% |
| SUD | 6,034 | 26.2% |
| SOM | 748 | 3.3% |
| Other* | 1,577 | 6.9% |

Specific Needs

| | | |
|--|--------------|--------------|
| Serious medical condition | 2,950 | 12.8% |
| Disability | 1,277 | 5.5% |
| Specific legal and physical protection needs | 869 | 3.8% |
| Woman at risk | 572 | 2.5% |
| Child at risk | 321 | 1.4% |
| Single parent | 285 | 1.2% |
| Older person at risk | 117 | 0.5% |
| Unaccompanied or separated child | 78 | 0.3% |
| Individuals with Specific Needs | 4,645 | 20.2% |
| Total | 6,469 | 28.1% |

* An individual can have more than one specific need

Arrivals**

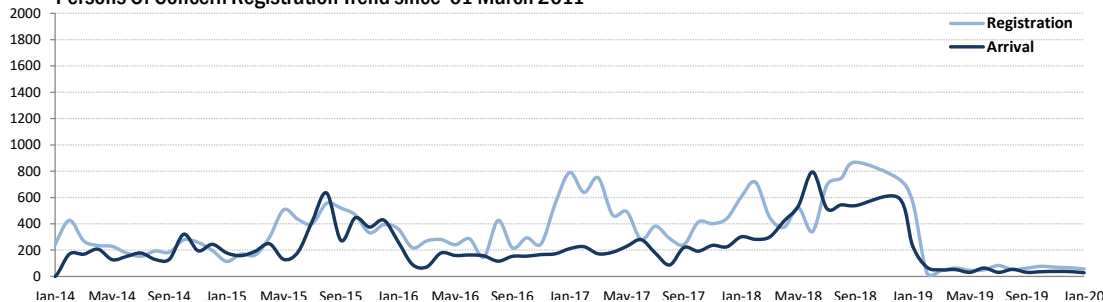
| | | |
|----------|-------|-------|
| Pre-2011 | 1,667 | 7.2% |
| 2011 | 621 | 2.7% |
| 2012 | 1,199 | 5.2% |
| 2013 | 2,590 | 11.3% |
| 2014 | 2,104 | 9.1% |
| 2015 | 3,574 | 15.5% |
| 2016 | 1,575 | 6.8% |
| 2017 | 2,187 | 9.5% |
| 2018 | 5,328 | 23.2% |
| 2019 | 56 | 0.2% |
| 2020 | 0 | 0.0% |

* The new arrivals excludes newborn babies who will be represented under the registration trend.

Registration Trend

| | | |
|------|-------|-------|
| 2011 | 857 | 3.0% |
| 2012 | 694 | 2.4% |
| 2013 | 2,410 | 8.5% |
| 2014 | 2,846 | 10.0% |
| 2015 | 4,355 | 15.4% |
| 2016 | 3,543 | 12.5% |
| 2017 | 5,584 | 19.7% |
| 2018 | 8,063 | 28.4% |
| 2019 | 1,207 | 4.3% |
| 2020 | 299 | 1.1% |

Persons Of Concern Registration Trend since 01 March 2011



* Other nationalities include among others (ARE,LBY,LEB,ETH,RUS...)

**The new arrivals excludes newborn babies who will be represented under the registration trend.

DAG Jordan

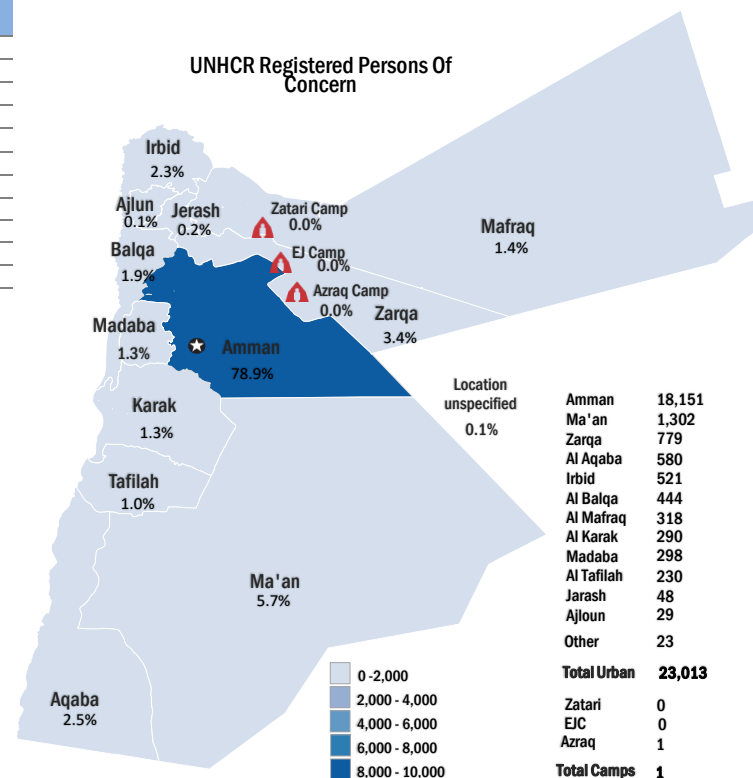
Interagency Portal: <http://data.unhcr.org/Syrianrefugees>

UNHCR on the web: <http://www.unhcr.org> ; <http://www.unhcr.org>

UNHCR on Social network: <http://www.facebook.com/UNHCRJordan> ; <http://twitter.com/ZaatariCamp>

Prepared by Data Analysis Group | Jordan

UNHCR Registered Persons Of Concern



* Coloured map only reflects refugees living outside camps.