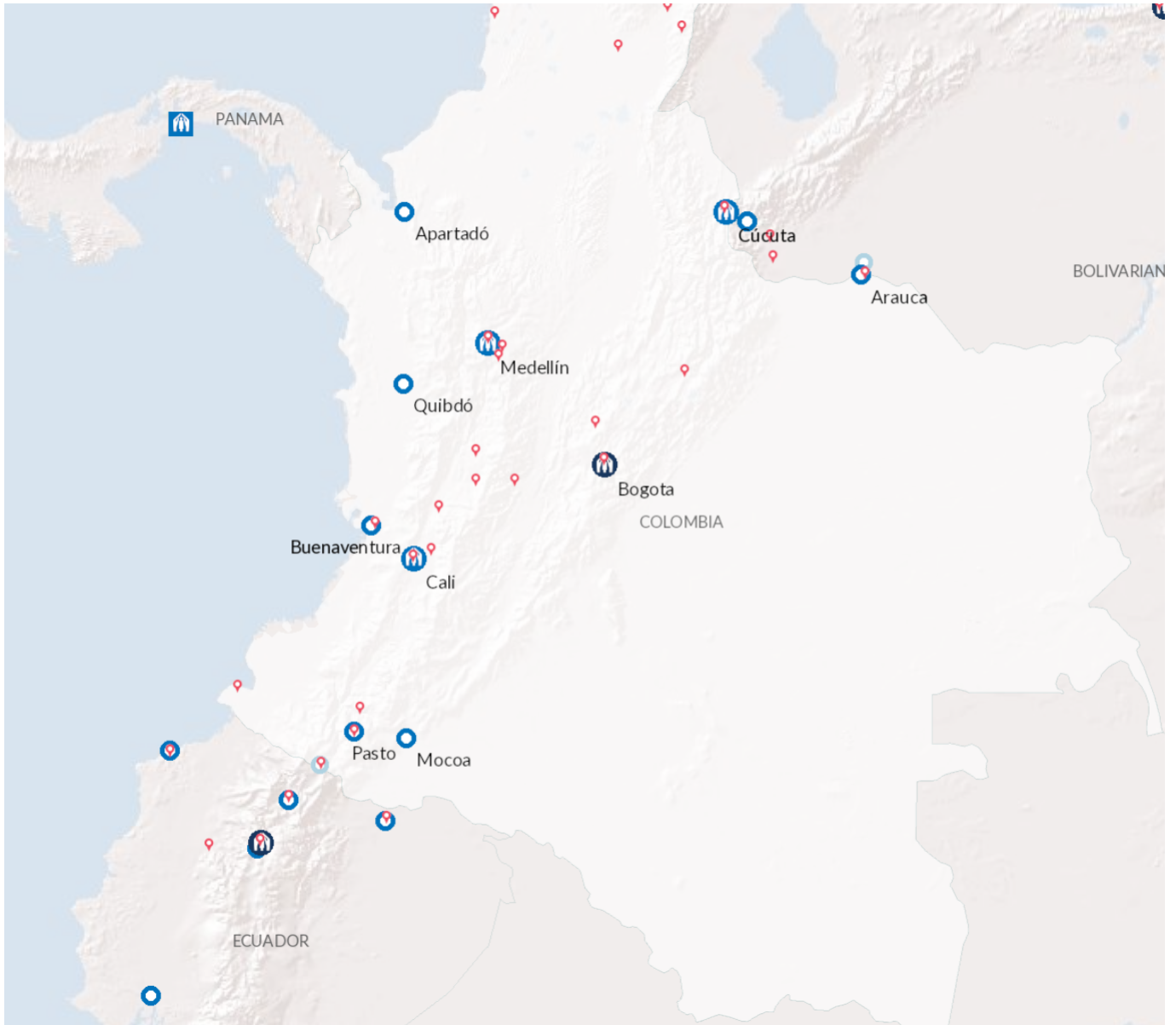




Operation: Colombia

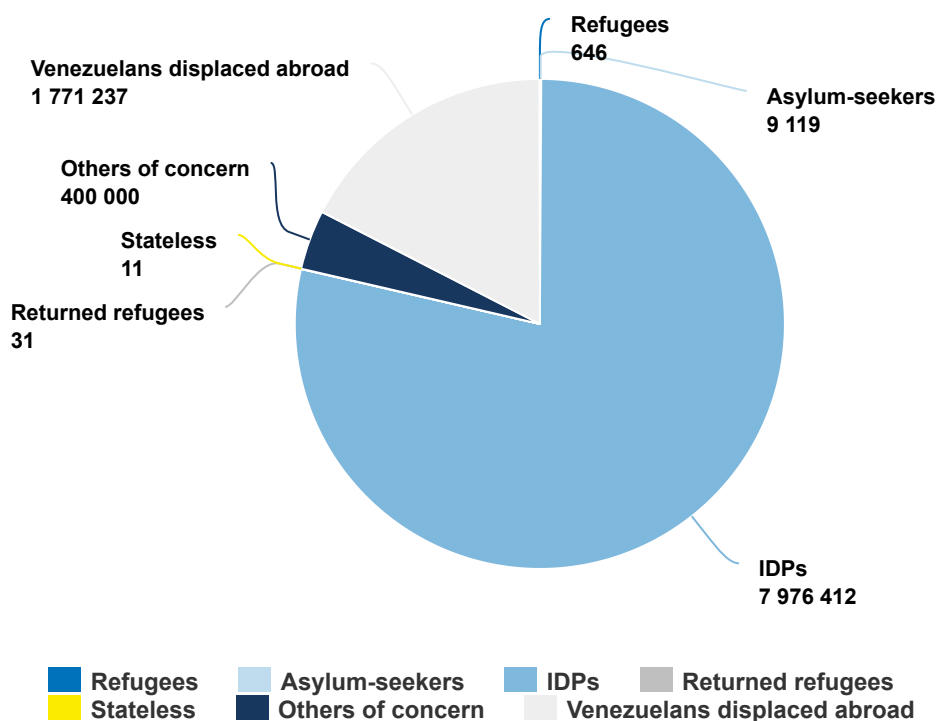


The boundaries and names shown and the designations used on this map do not imply official endorsement or acceptance by the United Nations.

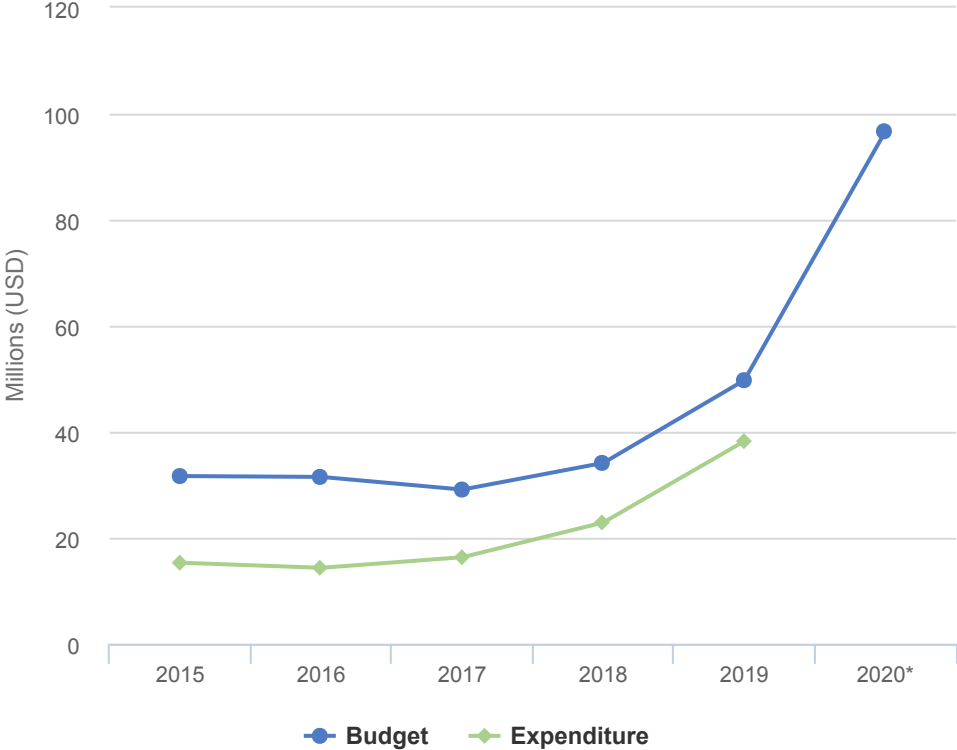
People of Concern

INCREASE IN
13% 2019

2019	10,157,456
2018	9,015,122
2017	7,747,365



Budgets and Expenditure for Colombia



Operational context

The operation provided assistance to over 756,000 Venezuelans, Colombian returnees, internally displaced people and members of host communities in 2019.

Notwithstanding the implementation of the 2016 Peace Agreement with the FARC, the presence of other illegal armed actors and territorial disputes caused significant new displacement, child recruitment and sexual and gender-based violence (SGBV), especially along the Pacific Coast and the Venezuelan border.

The Government had insufficient capacity to identify and provide documentation and access to services to returnees.

UNHCR co-led the regional inter-agency coordination platform (R4V) for refugees and migrants from Venezuela together with IOM for over 50 partners; and the protection cluster with the Norwegian Refugee Council, coordinating the response for the situation of internally displaced population.

Population trends

The Colombian Government reported nearly 1.8 million Venezuelans in Colombia by the end of 2019, 56% of whom did not have regular status.

According to official data, more than 81,800 Colombians were newly displaced internally in 2019, bringing the total amount to more than 465,000 since the signing of the Peace Agreement. Some 17,000 people were affected by confinement due to the presence of armed actors, an increasingly widespread phenomenon.

The number of asylum claims in 2019 rose to over 14,000, filed mainly by Venezuelans. UNHCR supported national efforts to strengthen the processing capacity of asylum requests.

An estimated 500,000 Colombians have returned from the Bolivarian Republic of Venezuela since 2017.

Achievements

- 39,000 children born in Colombia to Venezuelan parents were supported with birth registration to enable them to obtain Colombian nationality, protecting them from statelessness.
- Around 2,400 government officials and partners were trained on child protection, SGBV prevention and response as well as protection and solutions for ethnic communities.
- The Regional Safe Spaces Network expanded to include over 40 partners, who aided nearly 1,000 survivors of sexual and gender-based violence and children-at-risk.
- UNHCR expanded its field operations through additional presence in Cali and Bogotá, and interventions in seven new departments.
- Transitional justice mechanisms set up under the Peace Agreement were strengthened, with over 100 community leaders and officials trained with UNHCR support to ensure forced displacement crimes were incorporated in the work of these institutions.

Unmet needs

The Colombia operation was only 83% funded in 2019, with the lack of funding limiting the operation's capacity to respond in the following ways:

- 4,500 vulnerable Venezuelans were left without access to safe shelter and comprehensive assistance upon arrival in Colombia at the Integrated Assistance Centre in Maicao (La Guajira).
- A planned mother-and-child safe shelter in Riohacha could not open, affecting 250 Venezuelan women.
- Comprehensive responses – including safe shelters - for survivors of SGBV were not provided in six key provinces.
- UNHCR could only procure one-quarter of the required reproductive and sexual health items for people of concern.

- Despite the disproportionately large number of Venezuelans with vulnerabilities in Colombia, limited resources were available for cash transfers.
- Inadequate resources affected data collection and the implementation of reintegration programmes for Colombian returnees.

2019 Expenditure for Colombia | USD

The following table presents the final budget and funds available by pillar and the final expenditure at the objective-level, as reported at year-end.

	Pillar 1 Refugee programme	Pillar 4 IDP projects	Total
Final Budget	32,767,555	16,963,267	49,730,822
Income from contributions*	28,475,162	3,767,820	32,242,982
Other funds available / transfers	4,787,808	5,231,777	10,019,585
Total funds available	33,262,970	8,999,597	42,262,567
Expenditure by Objective			
Favourable Protection Environment			
Law and policy	169,944	394,693	564,636
Legal remedies and legal assistance	2,086,363	248,457	2,334,820
Access to territory	3,571,420	12,000	3,583,420
Public attitudes towards persons of concern	774,983	327,034	1,102,017
Subtotal	6,602,710	982,183	7,584,893
Fair Protection Processes and Documentation			
Reception conditions	416,358	0	416,358
Registration and profiling	830,891	0	830,891
Status determination	756,672	195,882	952,554
Civil status documentation	1,064,817	0	1,064,817
Subtotal	3,068,739	195,882	3,264,620
Security from Violence and Exploitation			
Protection from effects of armed conflict	195,474	2,012,452	2,207,926
SGBV prevention and response	1,100,959	456,009	1,556,968
Child protection	1,547,395	591,985	2,139,380
Subtotal	2,843,828	3,060,446	5,904,275
Basic Needs and Essential Services			
Health	848,373	0	848,373
Reproductive health and HIV/ Aids response	800,655	0	800,655
Sanitation and hygiene	192,804	0	192,804
Shelter and infrastructure	4,159,999	4,564	4,164,563
Basic and domestic and hygiene Items	781,655	0	781,655
Services for persons with specific needs	3,602,718	0	3,602,718
Education	818,690	0	818,690
Subtotal	11,204,894	4,564	11,209,458
Community Empowerment and Self Reliance			
Community mobilization	1,198,703	494,614	1,693,318
Co-existence with local communities	210,756	0	210,756

	Pillar 1 Refugee programme	Pillar 4 IDP projects	Total
Self-reliance and livelihoods	1,055,724	267,157	1,322,881
Subtotal	2,465,184	761,771	3,226,955
Durable Solutions			
Solutions strategy	16,468	2,609,556	2,626,024
Voluntary return	196,249	0	196,249
Reintegration	194,806	0	194,806
Integration	117,050	0	117,050
Greater reduction of statelessness	463,908	0	463,908
Subtotal	988,481	2,609,556	3,598,038
Leadership, Coordination and Partnerships			
Coordination and partnerships	836,641	397,351	1,233,992
Camp management and coordination	935,208	0	935,208
Subtotal	1,771,849	397,351	2,169,200
Logistics and Operations Support			
Operations management, coordination and support	652,286	626,258	1,278,544
Subtotal	652,286	626,258	1,278,544
Headquarters and Regional Support			
Protection advice and support	350	0	350
Technical advice and support	928	0	928
Subtotal	1,279	0	1,279
2019 Expenditure Total	29,599,249	8,638,012	38,237,261

**Income from contributions includes indirect support costs that are recovered from contributions to Pillars 3 and 4, supplementary budgets and the "New or additional activities – mandate-related" (NAM) Reserve. Contributions towards all pillars are included under Pillar 1.*