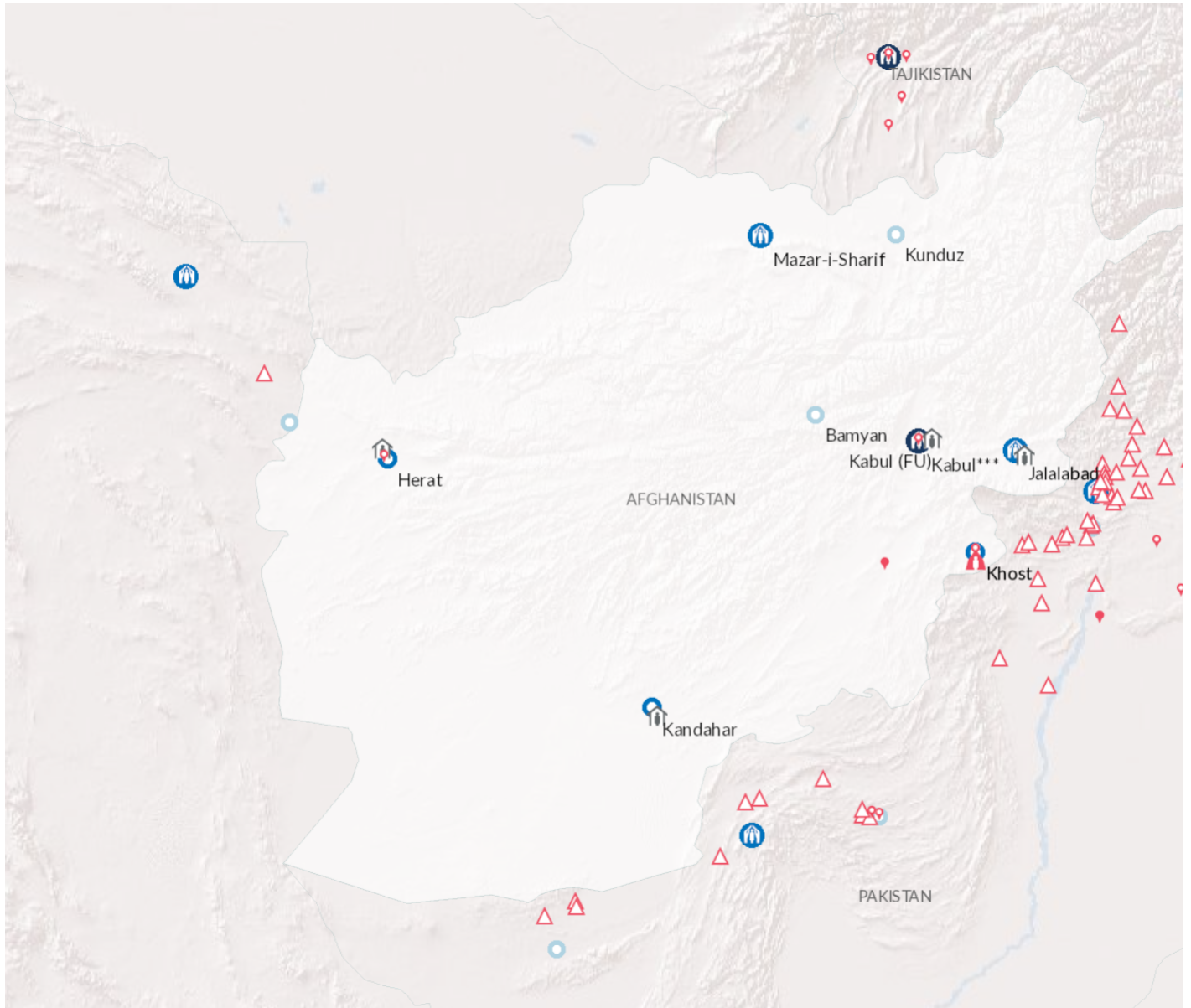


Operation: Afghanistan

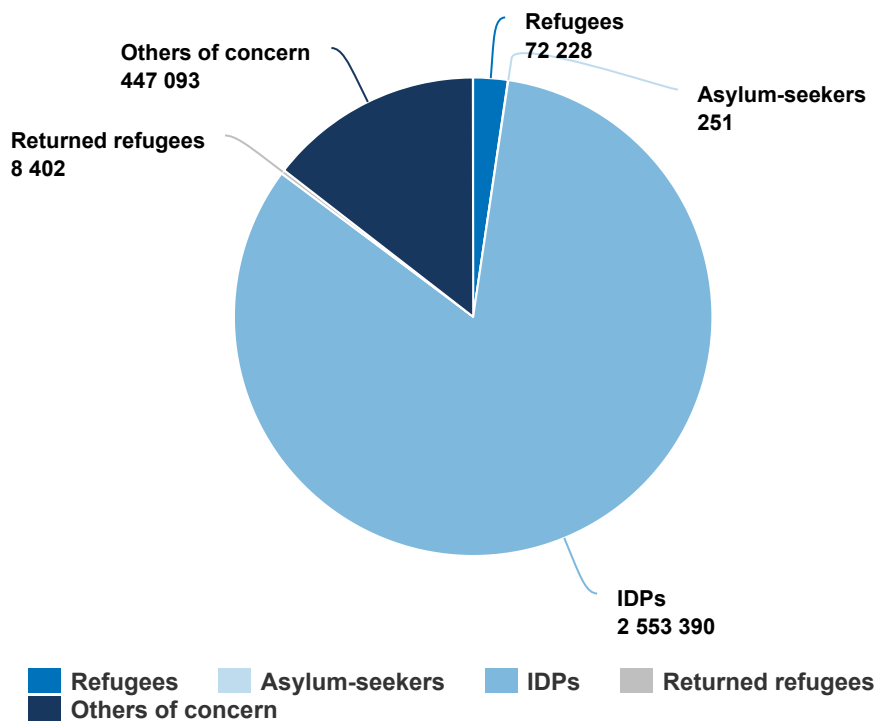


The boundaries and names shown and the designations used on this map do not imply official endorsement or acceptance by the United Nations.

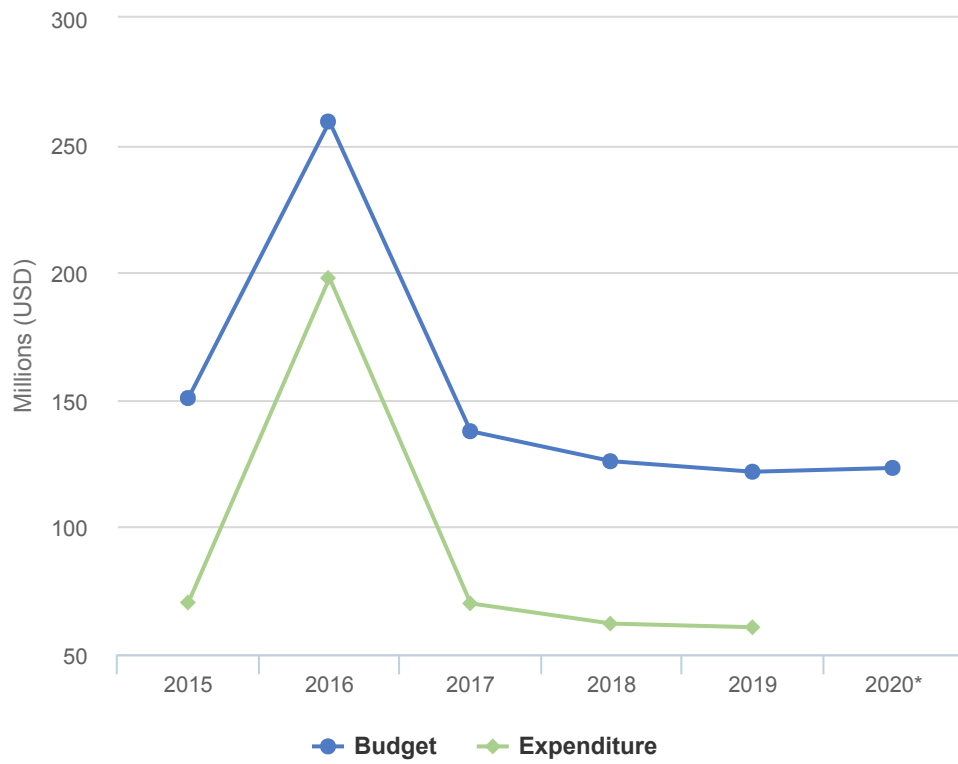
People of Concern

INCREASE IN
12% 2019

2019	3,081,364
2018	2,759,010
2017	2,454,451



Budgets and Expenditure for Afghanistan



Operational context

As the protracted Afghan refugee situation entered its fifth decade, Afghans remained the second largest refugee population in the world.

The operational environment remained challenging due to intensifying conflict and political uncertainty, which also caused high levels of internal displacement. Attacks on humanitarian workers resulted in constraints on UNHCR's ability to provide certain services.

UNHCR continued to play a catalytic role in channeling humanitarian and development investments into the priority areas of return and reintegration (PARRs), identified jointly with the Government of Afghanistan. The PARRs link community-based protection projects to longer-term development programs and encourage private sector investment, at the same time benefitting returnees, IDPs and host communities. They are aligned with Afghanistan's national peace and development framework and national priority programmes, notably the Citizens' Charter, as well as the Displacement and Return Executive Committee (DiREC) policy framework and action plan on returnees and IDPs.

Population trends

UNHCR's planning for 2019 anticipated the return of 60,000 Afghan refugees from neighbouring countries; however, due to political uncertainty and ongoing conflicts, the number was significantly lower. In all, some 8,100 Afghan refugees returned from the Islamic Republics of Iran and Pakistan and other countries with UNHCR's assistance and were processed at encashment centres in Afghanistan - a 49% decrease in comparison to 2018.

Conflict continued to impact all provinces in Afghanistan, with some 460,000 individuals internally displaced by conflict in 2019. At the same time, drought and other natural disasters drove additional displacement.

Achievements

- Shelter was an urgent priority for IDPs, returnees, refugees and host communities. The operation rolled out a pilot cash-for-shelter project, assisting 600 vulnerable households to construct permanent shelter through the provision of conditional cash assistance of approximately \$3,300 per household.
- UNHCR also provided nearly 900 refugee housing units (RHUs) to Afghanistan as a temporary solution to address the major gaps in community infrastructure. By the end of 2019, over 700 RHUs had been installed across the country, with over 80% being used as temporary classrooms. The RHUs were also used as health clinics, community centres and transit centres.

Unmet needs

While the volatile security situation and political uncertainty played a role in the decision of refugees not to return, return monitoring indicated that Afghanistan's limited absorption capacity also impacted people's decisions. Lack of livelihoods, land, shelter, and limited access to basic services were highlighted by refugees and returnees as primary obstacles to return.

Funding shortages required that UNHCR focus on the most crucial needs among the wider gaps existing in PARR locations. As a result, the situation in many return areas remained challenging. The target population remained at risk of resorting to negative coping mechanisms. In many locations, UNHCR was the only agency providing much needed access to basic services, livelihoods for youth, land, and shelter assistance to vulnerable returnees, IDPs and members of the host community.

2019 Expenditure for Afghanistan | USD

The following table presents the final budget and funds available by pillar and the final expenditure at the objective-level, as reported at year-end.

	Pillar 1 Refugee programme	Pillar 3 Reintegration projects	Pillar 4 IDP projects	Total
Final Budget	29,176,984	71,184,200	21,344,496	121,705,680
Income from contributions*	41,472,906	3,319,202	4,330,769	49,122,877
Other funds available / transfers	-22,722,946	26,923,880	14,066,283	18,267,217
Total funds available	18,749,960	30,243,082	18,397,052	67,390,094
Expenditure by Objective				
Favourable Protection Environment				
Law and policy	49,352	0	0	49,352
Subtotal	49,352	0	0	49,352
Fair Protection Processes and Documentation				
Reception conditions	360,010	0	0	360,010
Individual documentation	127,233	0	0	127,233
Subtotal	487,243	0	0	487,243
Security from Violence and Exploitation				
Protection from effects of armed conflict	0	0	2,224,573	2,224,573
SGBV prevention and response	48,072	1,411,040	0	1,459,111
Subtotal	48,072	1,411,040	2,224,573	3,683,684
Basic Needs and Essential Services				
Shelter and infrastructure	48,072	3,604,242	4,173,027	7,825,340
Basic and domestic and hygiene items	336,677	0	7,325,823	7,662,500
Services for persons with specific needs	96,143	3,263,851	0	3,359,994
Education	48,072	0	0	48,072
Subtotal	528,964	6,868,093	11,498,850	18,895,906
Community Empowerment and Self Reliance				
Community mobilization	0	1,468,920	0	1,468,920
Co-existence with local communities	1,193,678	7,775,485	0	8,969,163
Self-reliance and livelihoods	497,100	4,083,154	0	4,580,254
Subtotal	1,690,778	13,327,559	0	15,018,337
Durable Solutions				

	Pillar 1 Refugee programme	Pillar 3 Reintegration projects	Pillar 4 IDP projects	Total
Voluntary return	8,225,153	0	0	8,225,153
Reintegration	0	1,372,914	0	1,372,914
Subtotal	8,225,153	1,372,914	0	9,598,067
Leadership, Coordination and Partnerships				
Coordination and partnerships	0	0	848,548	848,548
Camp management and coordination	122,084	0	0	122,084
Subtotal	122,084	0	848,548	970,632
Logistics and Operations Support				
Supply chain and logistics	127,014	5,493,670	2,608,839	8,229,524
Operations management, coordination and support	715,394	1,769,807	1,216,241	3,701,442
Subtotal	842,408	7,263,477	3,825,080	11,930,966
2019 Expenditure Total	11,994,053	30,243,082	18,397,052	60,634,186

**Income from contributions includes indirect support costs that are recovered from contributions to Pillars 3 and 4, supplementary budgets and the “New or additional activities – mandate-related” (NAM) Reserve. Contributions towards all pillars are included under Pillar 1.*