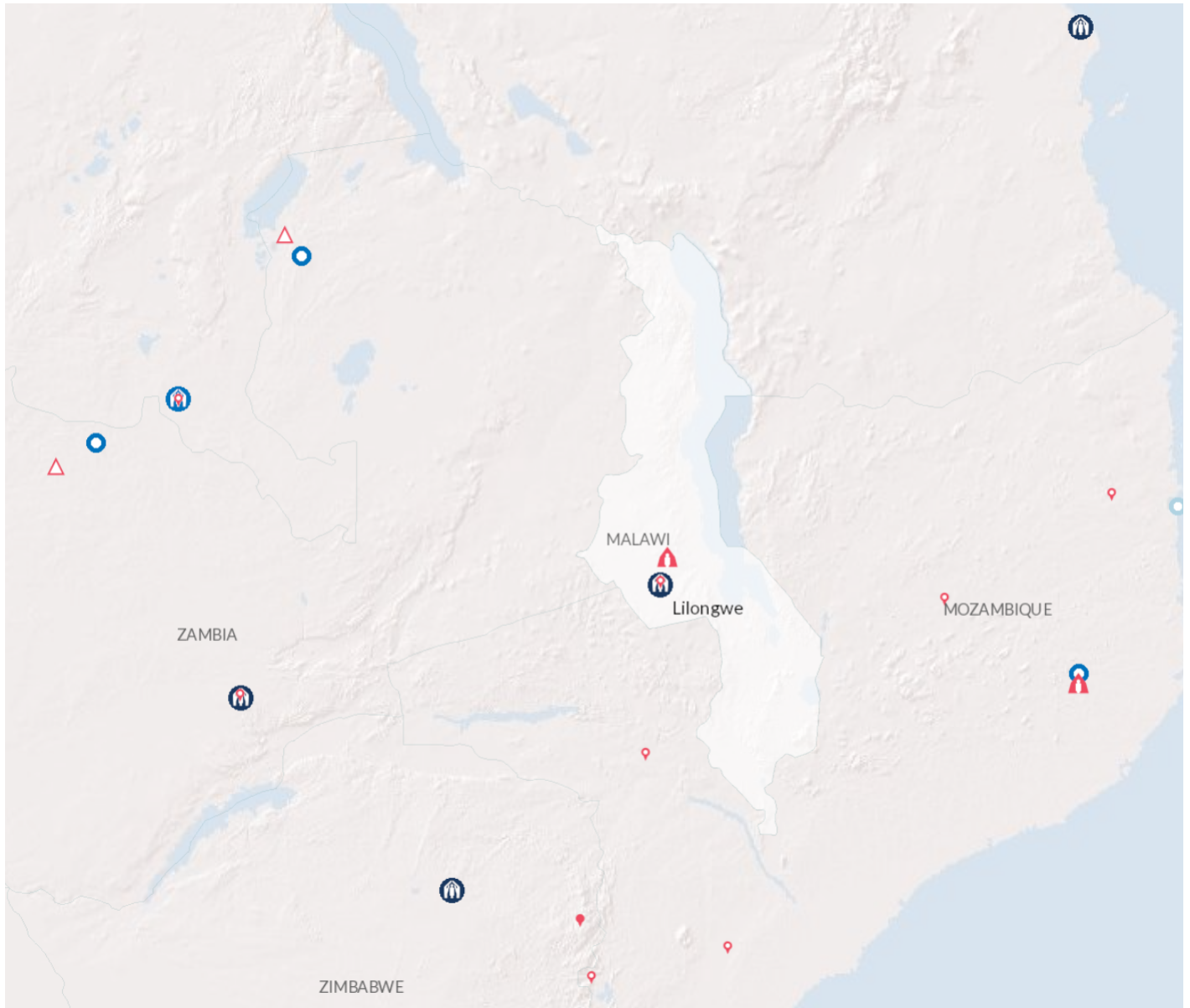


Operation: Malawi

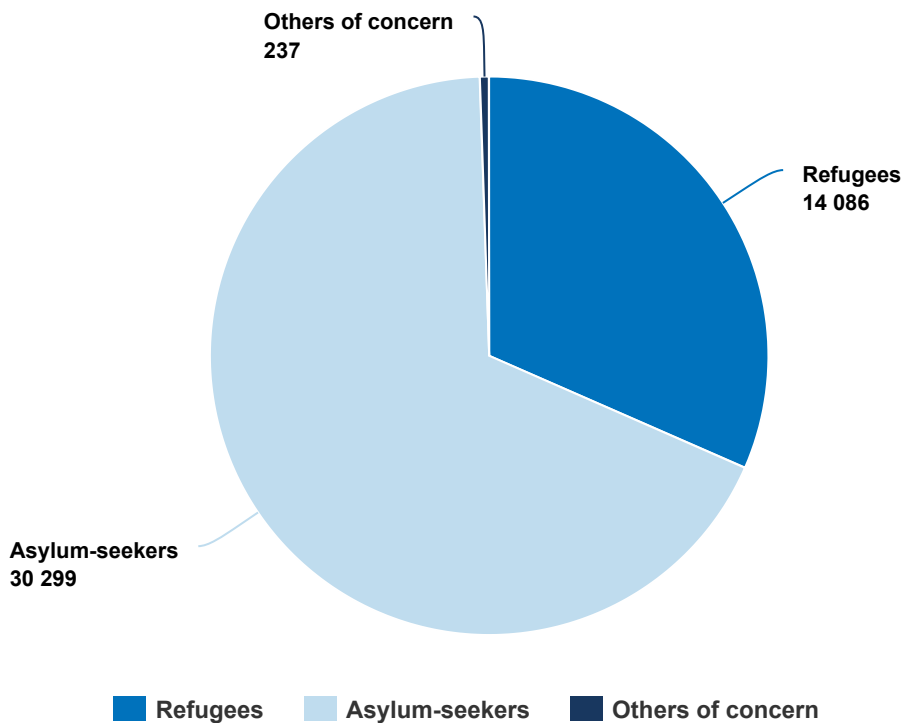


The boundaries and names shown and the designations used on this map do not imply official endorsement or acceptance by the United Nations.

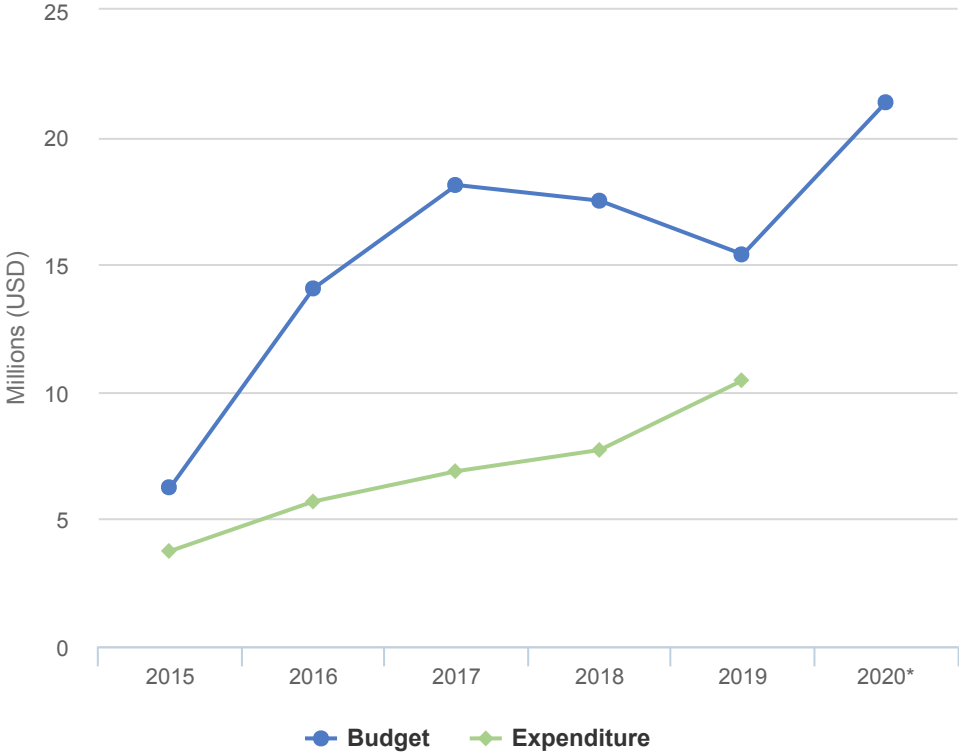
People of Concern

20% INCREASE IN
2019

2019	44,622
2018	37,244
2017	35,331



Budgets and Expenditure for Malawi



Operational context

In March 2019, Malawi was affected by Tropical Cyclone Idai, which displaced some 87,000 people across 15 districts. UNHCR co-led the protection cluster response and provided shelter and core relief items to affected people. Malawi was a roll-out country for the Comprehensive Refugee Response Framework and the inclusion of refugees was incorporated into the Government's "growth development strategy" and in the UNDAF 2019–2022. The Government made five pledges at the Global Refugee Forum in December 2019, related to the inclusion of refugees in the national development agenda; legal and policy reform; registration and documentation; settlement approach and self-reliance; as well as reception and admission to territory.

Operational priorities for UNHCR in 2019 included the implementation of a multi-year multi-partner strategy supporting the Government's efforts to include refugees in national systems. UNHCR continued to advocate for the review of the Refugee Act, in line with the Government's pledges at the Global Refugee Forum.

Population trends

Malawi hosted nearly 30,300 asylum-seekers and 14,100 refugees in 2019 (mainly from the Great Lakes region and the Horn of Africa), in Dzaleka refugee camp. The number of new asylum-seekers, particularly from the Democratic Republic of the Congo (DRC), continued to increase steadily, with more than 5,700 new arrivals registered by the Government.

In 2019, the Government adopted *prima facie* determination for asylum-seekers originating from North and South Kivu provinces in the DRC, as well as the Katanga region.

Achievements

- 320 residential plots were demarcated, and a one-room shelter material kit was procured for each plot.
- 450 people of concern benefitted from the "graduation approach" supporting the poorest and most vulnerable refugee and host community households.
- The Government of Malawi made five pledges at the Global Refugee Forum in December 2019.

Unmet needs

- Inadequate funding continued to hamper the operation's activities.
- Dzaleka refugee camp required upgrading and new sites needed to be identified to alleviate overcrowding.
- Food shortages led to food rations being halved as of May 2019, resulting in negative coping mechanisms.
- People of concern only received 7 litres of water per day – far below the standard of 20 litres per day.
- 53% out of 9,800 school-age children did not have access to education.
- 70% of the refugee population were below the ultra-poverty line. Only 2% of people of concern were able to access livelihood interventions.
- UNHCR was unable to support measures to address the backlog of 30,000 refugee status determination cases.

2019 Expenditure for Malawi | USD

The following table presents the final budget and funds available by pillar and the final expenditure at the objective-level, as reported at year-end.

	Pillar 1 Refugee programme	Pillar 4 IDP projects	Total
Final Budget	13,194,964	2,197,091	15,392,055
Income from contributions*	2,042,309	618,409	2,660,718
Other funds available / transfers	6,824,424	1,579,384	8,403,808
Total funds available	8,866,733	2,197,793	11,064,526

Expenditure by Objective			
Favourable Protection Environment			
International and regional instruments	830	0	830
Law and policy	191,862	0	191,862
Public attitudes towards persons of concern	192,243	2,544	194,787
Subtotal	384,935	2,544	387,479
Fair Protection Processes and Documentation			
Reception conditions	163,281	0	163,281
Registration and profiling	133,633	0	133,633
Status determination	412,370	10,287	422,658
Civil status documentation	59,999	0	59,999
Subtotal	769,283	10,287	779,570
Security from Violence and Exploitation			
Protection from crime	81,728	0	81,728
SGBV prevention and response	495,344	91,606	586,951
Non-arbitrary detention	40,609	0	40,609
Child protection	241,768	0	241,768
Subtotal	859,449	91,606	951,055
Basic Needs and Essential Services			
Health	796,153	0	796,153
Reproductive health and HIV/ Aids response	140,976	0	140,976
Food security	85,448	0	85,448
Water	256,169	0	256,169
Sanitation and hygiene	321,949	0	321,949
Shelter and infrastructure	560,574	0	560,574
Basic and domestic and hygiene Items	1,172,518	1,282,438	2,454,956
Services for persons with specific needs	65,455	1,114	66,568

	Pillar 1 Refugee programme	Pillar 4 IDP projects	Total
Education	749,266	0	749,266
Subtotal	4,148,508	1,283,551	5,432,060
Community Empowerment and Self Reliance			
Community mobilization	205,746	0	205,746
Natural resources and shared environment	22,398	0	22,398
Self-reliance and livelihoods	772,364	0	772,364
Subtotal	1,000,508	0	1,000,508
Durable Solutions			
Solutions strategy	43,284	0	43,284
Voluntary return	371	0	371
Resettlement	93,415	0	93,415
Subtotal	137,070	0	137,070
Leadership, Coordination and Partnerships			
Coordination and partnerships	265,106	0	265,106
Subtotal	265,106	0	265,106
Logistics and Operations Support			
Supply chain and logistics	309,021	0	309,021
Operations management, coordination and support	967,482	220,361	1,187,843
Subtotal	1,276,502	220,361	1,496,863
Headquarters and Regional Support			
Inter-agency relations and partnership	735	0	735
Subtotal	735	0	735
2019 Expenditure Total	8,842,095	1,608,350	10,450,445

**Income from contributions includes indirect support costs that are recovered from contributions to Pillars 3 and 4, supplementary budgets and the “New or additional activities – mandate-related” (NAM) Reserve. Contributions towards all pillars are included under Pillar 1.*