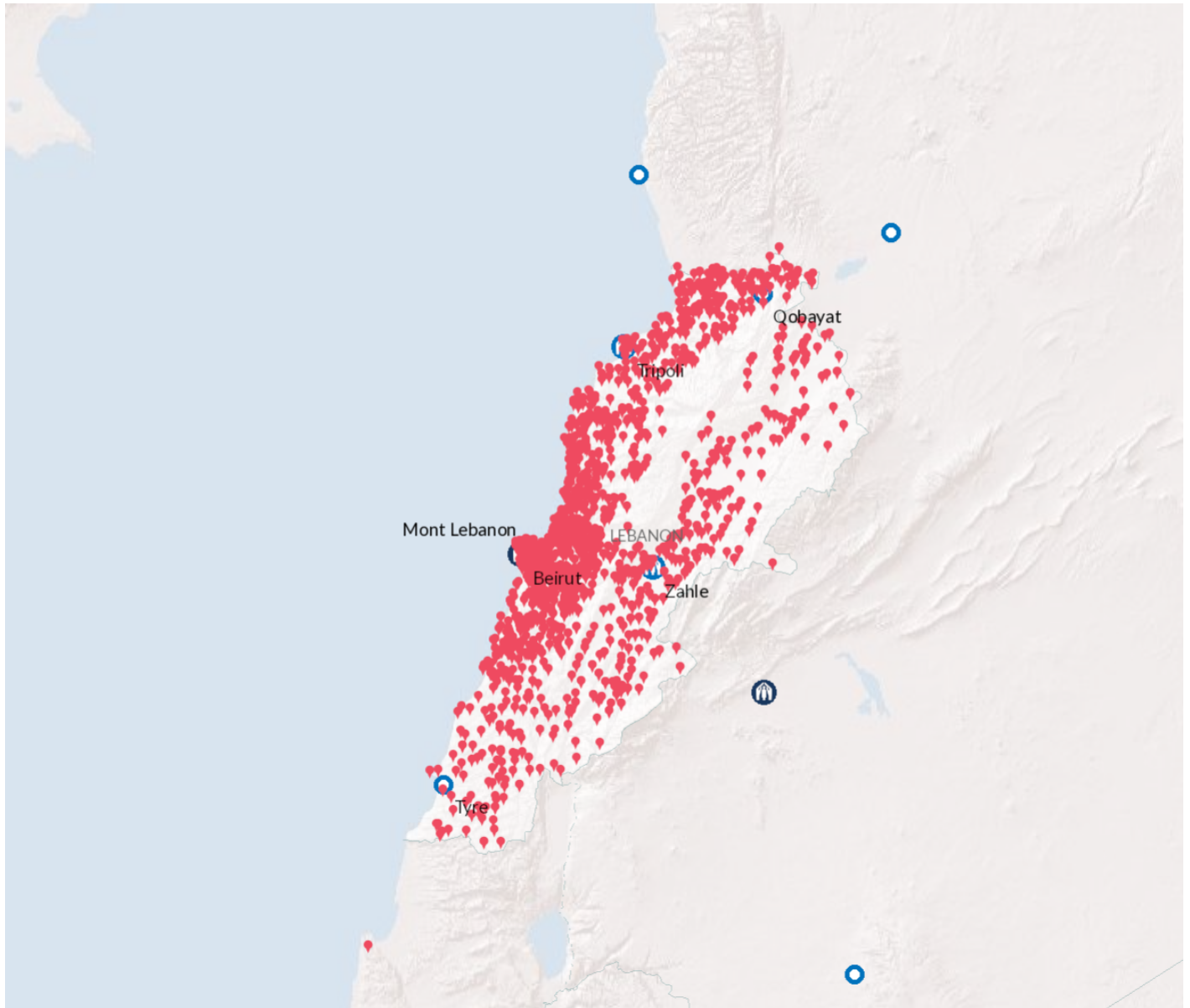


Operation: Lebanon

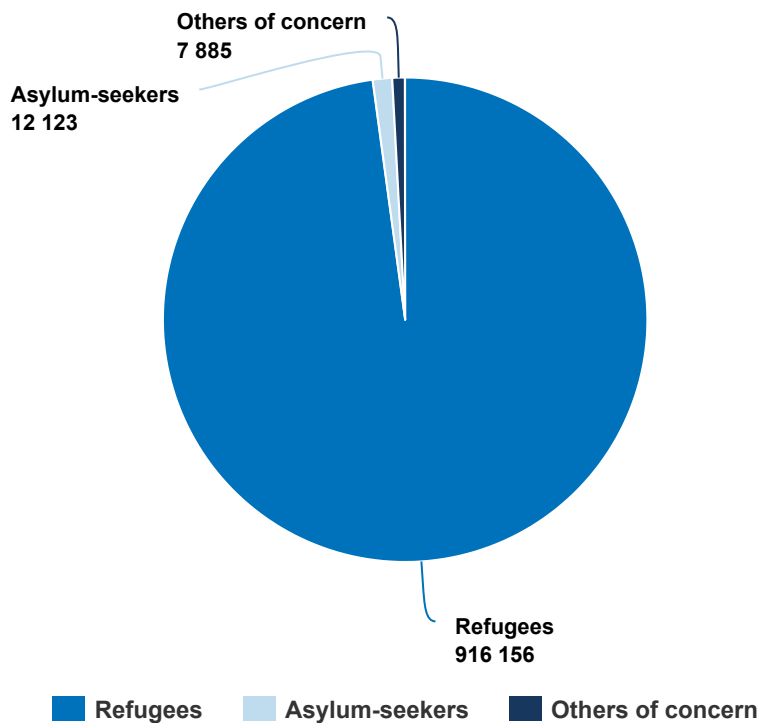


The boundaries and names shown and the designations used on this map do not imply official endorsement or acceptance by the United Nations.

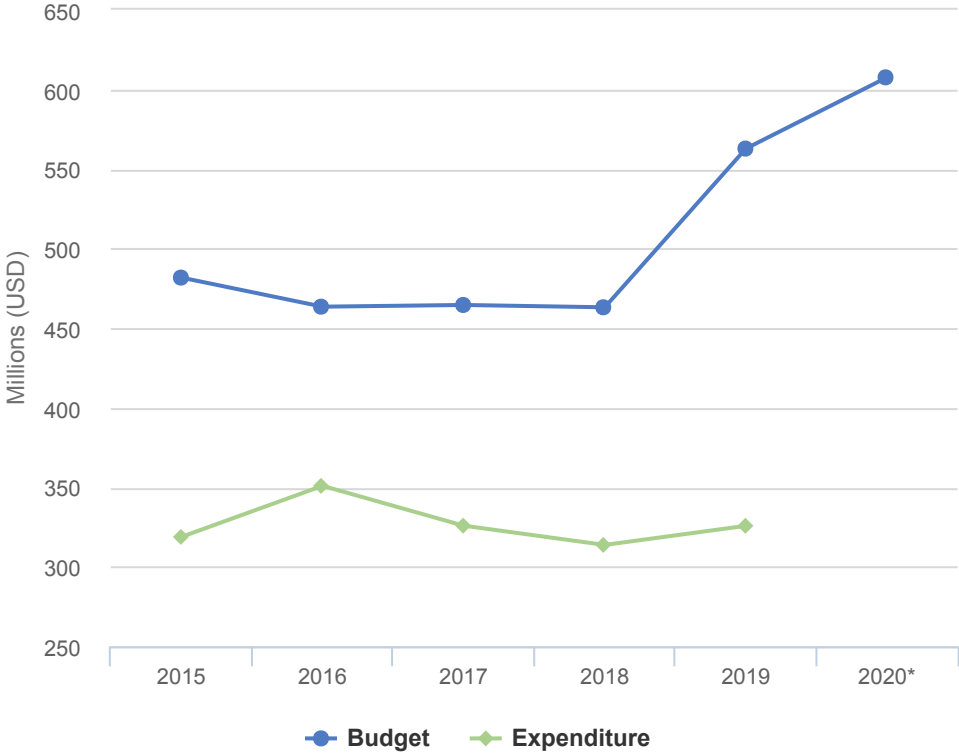
People of Concern

DECREASE IN
3% 2019

2019	936,164
2018	969,641
2017	1,018,416



Budgets and Expenditure for Lebanon



Operational context

The protracted refugee presence remained a primary topic in political and public discourse in Lebanon, with references regularly being made to the impact particularly on the economy, unemployment and the environment.

In mid-April 2019, the decisions to apply laws and regulations in respect of Syrians in a stricter manner led to instructions to dismantle unauthorized shelter structures, to consider deportation for Syrians who had entered Lebanon irregularly after 24 April 2019, and to enforce the permit requirements for foreign workers. UNHCR advocated for the decisions to be interpreted in a non-discriminatory manner, with respect for due process, averting and mitigating the implementation of some measures. UNHCR continued to urge the Government to apply the procedural safeguards in the national law to deportation cases to prevent refoulement.

UNHCR was aware of around 24,000 refugees returning to the Syrian Arab Republic (Syria) on their own or in group movements facilitated by the General Security (a 44% increase compared to 2018). Where possible, UNHCR supported refugees with civil documentation, information on services available in Syria, and vaccinations. The main reasons cited for return included reunification with family in Syria, improved security in their place of return, and their socio-economic situation in Lebanon. However, there was concern about the impact of the economic crisis in Lebanon on the economy inside Syria, and its potential to further jeopardize the sustainability of returns.

As the economic crisis in Lebanon became more tangible, nationwide protests calling for government reform led to the resignation of the Government in October. The ensuing inflation and loss of jobs visibly increased poverty among both Lebanese and refugees and contributed to a rise in evictions due to inability to pay rent, demonstrations by refugees outside UNHCR offices calling for third country resettlement and humanitarian assistance, as well as mental health concerns. Greater competition over basic resources, coupled with the absence of a social safety net for poor Lebanese added to the intercommunal tensions that had been rising for years. In order to mitigate tensions and preserve the protection space in host communities, UNHCR expanded its winter assistance program to include a component for vulnerable Lebanese.

Despite these challenges, Lebanon was well-represented at the Global Refugee Forum in December 2019, and submitted several pledges, including a reaffirmation of important commitments made at the Brussels Conferences.

Population trends

The Government estimated that it was host to 1.5 million Syrian refugees in 2019. Some 914,600 Syrian refugees were registered with UNHCR in Lebanon at the end of 2019 - a decrease of nearly 4% from 2018.

The number of refugees and asylum-seekers from countries other than Syria registered with UNHCR reached nearly 18,000 by the end of 2019, a decrease of just over 1% during the year.

During the year, some 10,900 refugees were submitted for resettlement and nearly 8,400 refugees departed to third countries.

Achievements

- UNHCR maintained and continuously updated its database and close to 681,500 individual files were verified and updated.
- Advocacy and technical support resulted in policy changes to facilitate the registration of children born to Syrian parents in Lebanon, resulting in a 10% increase in the number of births registered compared to the previous year.

- Community engagement increased information sharing within refugee communities, as well as the identification and referral of people with protection and assistance needs. In 2019, every hour, 4,496 refugees were counseled or received information and feedback on protection and assistance services.
- UNHCR's education programme contributed to the 6% increase in enrolment of refugee children in basic education. The programme benefited from the support of more than 150 refugee volunteers who disseminated information, referred out-of-school children and provided solutions for education-related problems.
- For the Global Refugee Forum, UNHCR and the Lebanese Government produced a joint brochure on Lebanon's good practices under the Global Compact on Refugees, and important pledges were made by the Government, civil society network and faith-based actors on policy and practice as well as evidence-based dialogue.

Unmet needs

- No decision was taken by the Government to expand the fee waiver for temporary residence permits for refugees. The number of refugees with valid residency consequently decreased, impacting their ability to move freely without risking arrest and detention. Conversely, the General Security authorized UNHCR to accompany refugees when submitting residency applications, enabling hundreds of refugees to renew their temporary permits.
- With the operation funded at only 58% in 2019, less than half of severely vulnerable Syrian refugee families received monthly multipurpose cash due to the shortage of funding compared to comprehensive needs. Similarly, UNHCR was not able to assist all refugee families of other nationalities living below the poverty line. Annual vulnerability assessments showed increasing poverty and higher indebtedness, which in turn led to an increase in vulnerability to exploitation and negative coping strategies.
- With increasing unemployment and poverty among both refugees and Lebanese, intercommunal tensions increased due to competition over scarce resources. The resources available to mitigate the impact of the refugee presence on services, local infrastructure and livelihoods were insufficient to address critical needs.

2019 Expenditure for Lebanon | USD

The following table presents the final budget and funds available by pillar and the final expenditure at the objective-level, as reported at year-end.

	Pillar 1 Refugee programme	Pillar 2 Stateless programme	Total
Final Budget	562,007,934	753,045	562,760,979
Income from contributions*	313,289,670	0	313,289,670
Other funds available / transfers	17,358,488	687,949	18,046,436
Total funds available	330,648,158	687,949	331,336,106
Expenditure by Objective			
Favourable Protection Environment			
Law and policy	1,050,892	204,233	1,255,125
Administrative Institutions and Practice	5,810,040	0	5,810,040
Legal remedies and legal assistance	2,792,812	307,831	3,100,643
Access to territory	999,703	0	999,703
Public attitudes towards persons of concern	4,065,536	0	4,065,536
Subtotal	14,718,984	512,063	15,231,047
Fair Protection Processes and Documentation			
Registration and profiling	8,007,625	0	8,007,625
Status determination	1,399,006	0	1,399,006
Civil status documentation	1,827,680	0	1,827,680
Subtotal	11,234,311	0	11,234,311
Security from Violence and Exploitation			
SGBV prevention and response	6,177,247	0	6,177,247
Non-arbitrary detention	1,563,682	0	1,563,682
Child protection	4,802,796	0	4,802,796
Subtotal	12,543,726	0	12,543,726
Basic Needs and Essential Services			
Health	44,222,027	0	44,222,027
Water	2,278,926	0	2,278,926
Sanitation and hygiene	5,572,328	0	5,572,328
Shelter and infrastructure	10,339,471	0	10,339,471
Basic and domestic and hygiene Items	165,164,468	0	165,164,468
Services for persons with specific needs	10,890,341	0	10,890,341
Education	13,584,837	0	13,584,837
Subtotal	252,052,399	0	252,052,399

	Pillar 1 Refugee programme	Pillar 2 Stateless programme	Total
Community Empowerment and Self Reliance			
Community mobilization	11,702,874	0	11,702,874
Co-existence with local communities	4,734,650	0	4,734,650
Subtotal	16,437,524	0	16,437,524
Durable Solutions			
Resettlement	3,676,085	0	3,676,085
Subtotal	3,676,085	0	3,676,085
Leadership, Coordination and Partnerships			
Coordination and partnerships	2,930,029	0	2,930,029
Donor relations	1,071,101	0	1,071,101
Subtotal	4,001,131	0	4,001,131
Logistics and Operations Support			
Supply chain and logistics	2,174,735	0	2,174,735
Operations management, coordination and support	8,220,020	156,194	8,376,215
Subtotal	10,394,755	156,194	10,550,949
2019 Expenditure Total	325,058,914	668,257	325,727,171

**Income from contributions includes indirect support costs that are recovered from contributions to Pillars 3 and 4, supplementary budgets and the “New or additional activities – mandate-related” (NAM) Reserve. Contributions towards all pillars are included under Pillar 1.*