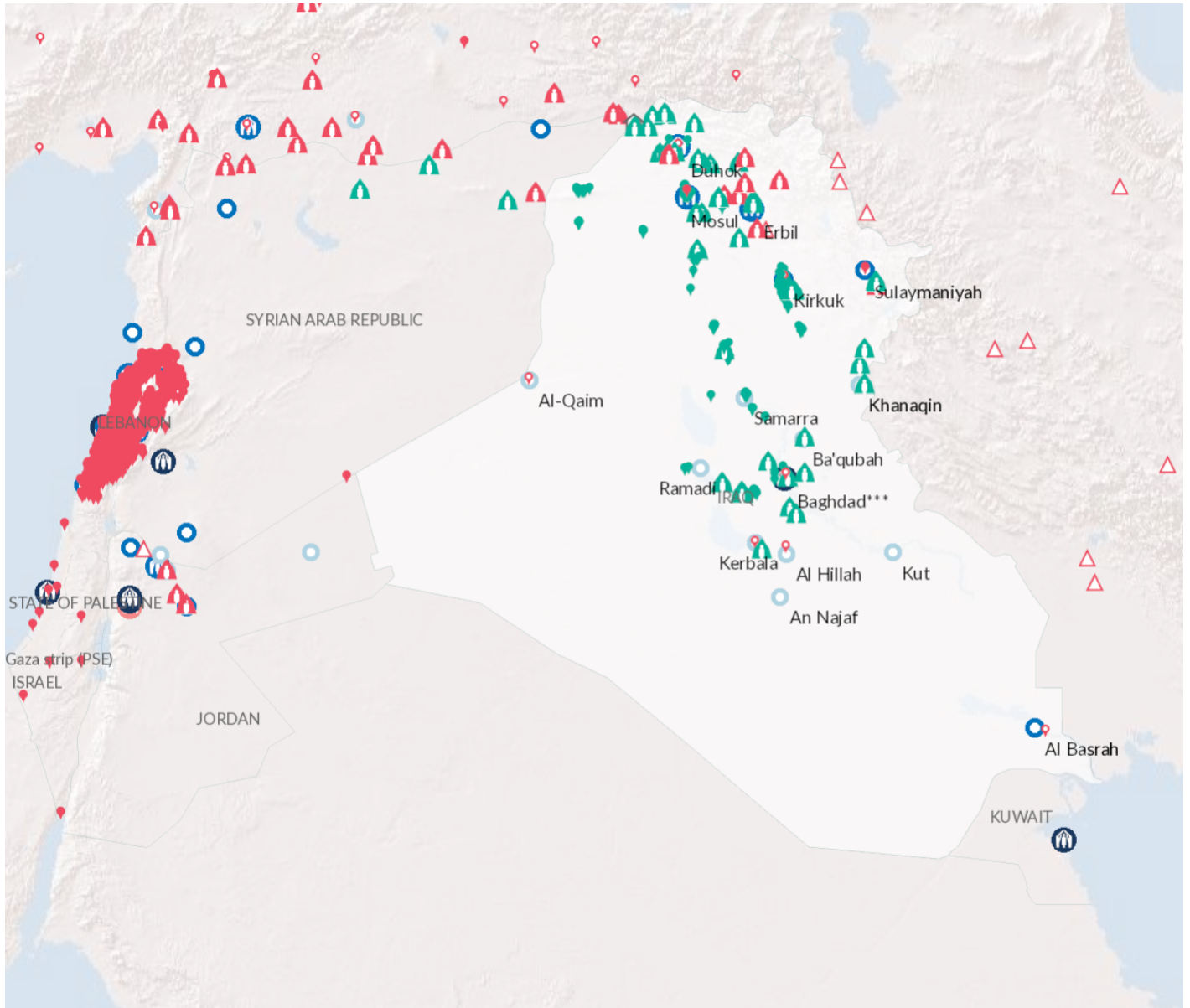


Operation: Iraq

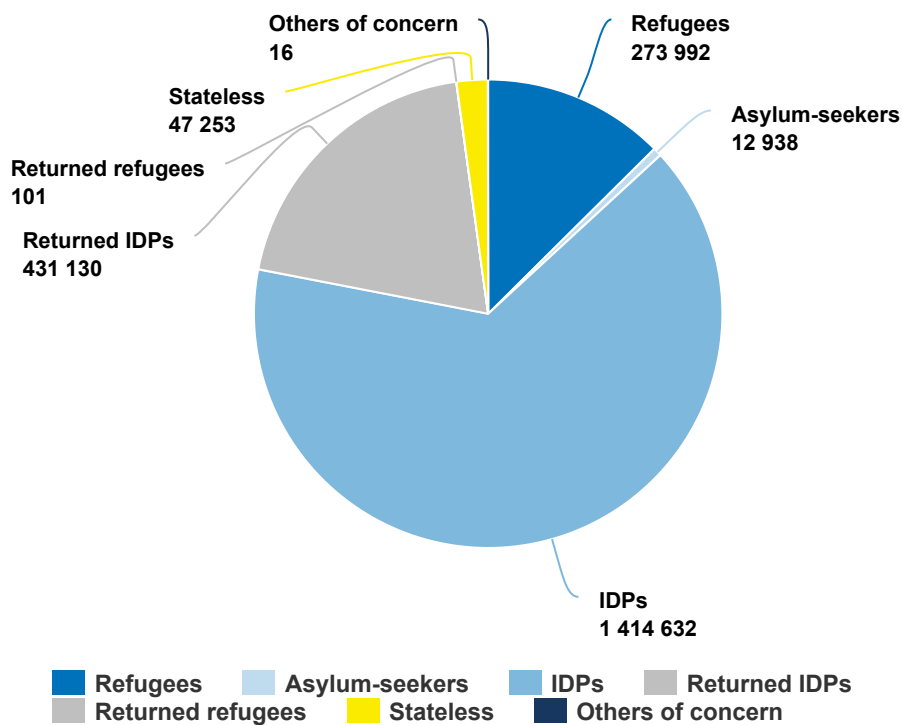


The boundaries and names shown and the designations used on this map do not imply official endorsement or acceptance by the United Nations.

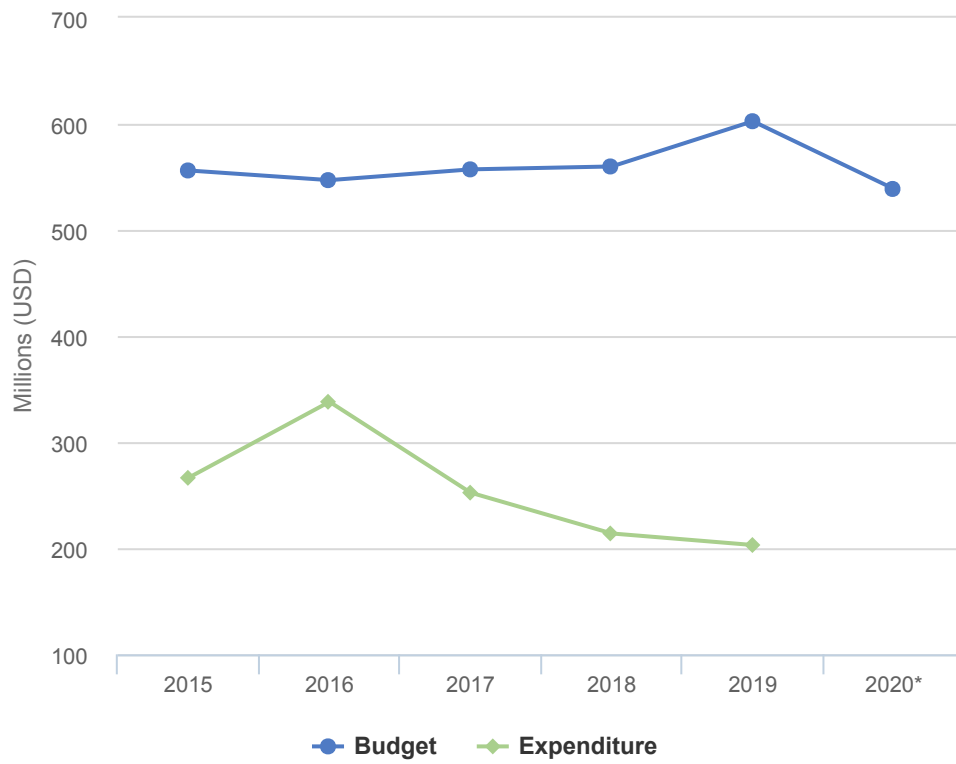
People of Concern

DECREASE IN
30% 2019

2019	2,180,062
2018	3,092,425
2017	4,501,786



Budgets and Expenditure for Iraq



Operational context

The overall security and political situation in Iraq remained stable until the last quarter of 2019, when mass demonstrations erupted across the central and southern governorates, resulting in the resignation of the Prime Minister. The escalation of hostilities between major actors in the region, coupled with the ongoing protests, resulted in a fragile security and political context that compromised the stability, transition, and reconciliation efforts achieved thus far. UNHCR's access to people of concern in certain locations was affected as a result of these events. Moreover, following military operations in the north-east of the Syrian Arab Republic (Syria) in mid-October, more than 17,000 Syrian refugees fled into Iraq, requiring the operation to redirect significant resources to address the emergency.

Protection risks for displaced people remained acute, with many IDP and returnee families affected by physical insecurity, limited freedom of movement, confiscation of documents, detention, forced evictions and an increased risk of sexual and gender-based violence. Poor economic conditions further hindered the access of many families to medical care and adequate shelter, occasionally leading to negative coping mechanisms. Likewise, thousands of refugee families had limited livelihood opportunities, which translated into poor economic conditions and increased protection concerns. The protracted presence of refugees, as well as the influx of Syrian refugees, further stretched existing public services.

Population trends

By the end of 2019, there were a total of 1.4 million IDPs; 4.6 million returnees (between 2014 and 2019); 286,900 refugees and asylum-seekers; and 47,300 stateless persons in Iraq.

The IDP population decreased by 388,200 individuals during the year, 38% of whom previously resided in camps. Of the total 1.4 million individuals who remained internally displaced, 63% lived in private accommodation, with the remaining 37% residing in one of the 67 IDP camps across Iraq. While no official figures were available, it was estimated that some 4,200 Iraqi refugees returned from Syria and Turkey during the year.

Out of the total 286,900 registered refugees and asylum-seekers, 245,800 were Syrian and the remaining 41,100 were of other nationalities (mainly Turkish, Iranian, Palestinian, and Sudanese). Most Syrian refugees (99%) lived in the Kurdistan Region of Iraq, 71% of whom were women and children.

Achievements

- UNHCR successfully accommodated over 17,000 refugees fleeing the north-east of Syria by renovating and expanding two camps and supporting registration activities to enable refugees to move out of camps.
- Following UNHCR advocacy, the Iraqi Ministry of Interior decided to register Syrian refugees under the 1971 Political Refugee Act at the federal level, providing them with increased protection from refoulement and freedom of movement.

Unmet needs

- The operation was 32% funded at the end of 2019.
- Access to civil documentation remained a challenge for thousands of IDPs and returnees.
- Further interventions were needed to support reconciliation and reconstruction effort to ensure the reintegration and access to essential services for returnees.
- Large gaps remained in addressing the increasing needs of displaced people in Iraq, both in terms of emergency humanitarian responses and development activities.

2019 Expenditure for Iraq | USD

The following table presents the final budget and funds available by pillar and the final expenditure at the objective-level, as reported at year-end.

	Pillar 1 Refugee programme	Pillar 2 Stateless programme	Pillar 4 IDP projects	Total
Final Budget	185,673,863	465,780	416,337,806	602,477,448
Income from contributions*	112,751,235	0	66,073,521	178,824,757
Other funds available / transfers	-37,268,854	269,957	64,871,292	27,872,395
Total funds available	75,482,381	269,957	130,944,813	206,697,152
Expenditure by Objective				
Favourable Protection Environment				
Law and policy	161,897	0	0	161,897
Legal remedies and legal assistance	2,690,834	0	9,386,274	12,077,108
Public attitudes towards persons of concern	275,706	0	0	275,706
Subtotal	3,128,437	0	9,386,274	12,514,711
Fair Protection Processes and Documentation				
Registration and profiling	4,703,230	0	8,461,155	13,164,385
Civil status documentation	649,602	0	2,855,561	3,505,162
Subtotal	5,352,832	0	11,316,715	16,669,547
Security from Violence and Exploitation				
SGBV prevention and response	2,265,824	0	5,554,845	7,820,669
Child protection	3,558,047	0	3,315,929	6,873,977
Subtotal	5,823,871	0	8,870,775	14,694,646
Basic Needs and Essential Services				
Health	2,292,661	0	0	2,292,661
Water	534,870	0	0	534,870
Sanitation and hygiene	1,396,690	0	0	1,396,690
Shelter and infrastructure	10,048,584	0	11,759,484	21,808,068
Basic and domestic and hygiene Items	27,818,556	0	43,439,360	71,257,917
Services for persons with specific needs	2,137,025	0	2,525,095	4,662,119
Education	2,331,605	0	0	2,331,605
Subtotal	46,559,991	0	57,723,939	104,283,930
Community Empowerment and Self Reliance				

	Pillar 1 Refugee programme	Pillar 2 Stateless programme	Pillar 4 IDP projects	Total
Community mobilization	2,034,114	0	4,676,649	6,710,764
Co-existence with local communities	645,193	0	3,298,510	3,943,703
Self-reliance and livelihoods	194,750	0	0	194,750
Subtotal	2,874,058	0	7,975,159	10,849,217
Durable Solutions				
Voluntary return	0	0	1,112,631	1,112,631
Resettlement	635,789	0	0	635,789
Greater reduction of statelessness	0	269,957	0	269,957
Subtotal	635,789	269,957	1,112,631	2,018,378
Leadership, Coordination and Partnerships				
Camp management and coordination	3,139,790	0	19,174,829	22,314,619
Subtotal	3,139,790	0	19,174,829	22,314,619
Logistics and Operations Support				
Supply chain and logistics	1,002,915	0	4,768,585	5,771,500
Operations management, coordination and support	3,692,636	0	10,215,905	13,908,540
Subtotal	4,695,551	0	14,984,490	19,680,041
2019 Expenditure Total	72,210,317	269,957	130,544,813	203,025,088

**Income from contributions includes indirect support costs that are recovered from contributions to Pillars 3 and 4, supplementary budgets and the “New or additional activities – mandate-related” (NAM) Reserve. Contributions towards all pillars are included under Pillar 1.*