



**UNHCR**  
The UN Refugee Agency

# MID-YEAR TRENDS

## 2016





YEMEN. A GROUP OF CHILDREN PLAY NEAR THE EDGE OF AN IDP CAMP IN KHMER, AMRAN. *Internally displaced people from Sa'dah and Jawf.*  
© UNHCR | RAWAN SHAIF

## Introduction

The human tragedy of massive forced displacement continued to unfold around the world during the first half of 2016 with conflict, persecution, generalized violence, and violations of human rights causing forced displacement to increase further. The first half of the year saw persistent conflict in many regions, notably Nigeria, Yemen, South Sudan and the Syrian Arab Republic (Syria), leading millions to flee their homes, most remaining displaced within their own country but many also leaving for other countries.

This report analyses displacement trends for the first half of 2016. The figures in this report were collected from governments and UNHCR offices around the world, supplemented where required by data from non-governmental organizations (NGOs). Unless otherwise specified, figures are limited to events occurring up to 30 June 2016. The statistics included in this report should be considered provisional and subject to change, especially with regard to asylum trends.

During the first half of 2016, UNHCR offices reported the new displacement of at least 3.2 million individuals. This included some 1.5 million refugees

and asylum-seekers, who have fled to another country, and about 1.7 million people newly displaced in their own country. The number is approximately one-third lower than in the same period last year, when 5 million were newly displaced. With regard to internal displacement, however, the figure for the reporting period is likely an underestimate, as some countries for which a significant number of newly displaced could be expected from the operational data references,<sup>1</sup> such as Iraq and Syria, reported no new internal displacement. ■

<sup>1</sup> See: <http://data.unhcr.org/syrianrefugees/regional.php>.





**UGANDA. NEWLY ARRIVED REFUGEE CHILDREN FROM SOUTH SUDAN PLAY AT NYUMANZI RECEPTION CENTRE.** *Newly arrived South Sudanese refugee children play at the Nyumanzi reception centre in Adjumani district, in Uganda's north. In the first half of 2016, Uganda has seen an influx of 34,400 refugees from neighbouring South Sudan. © UNHCR | ISAAC KASAMANI*

## Refugees

Although the total number of refugees<sup>2</sup> has increased significantly and consistently over the past five years, it is still lower than the number seen in the early 1990s with the historical high of 17.8 million refugees in 1992. From 10.4 million at the end of 2011, the number of refugees has increased steadily to 16.1 million by the end of 2015. This trend continued into 2016 with an increase to 16.5 million refugees by mid-year, nearly 5 million more than seen in the middle of 2013 [see Maps 1 and 2].

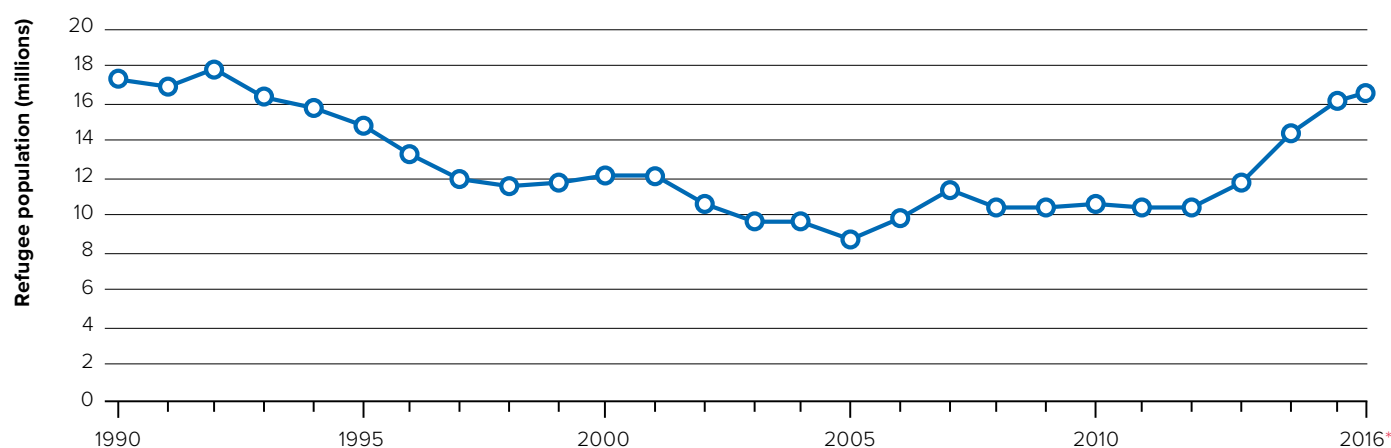
The ongoing crisis in Syria continues to account for a significant proportion of newly displaced refugees, with more than half of all new refugees fleeing the conflict in that country. In addition, the outbreak of armed conflict, further deterioration of ongoing ones, or continued human rights abuses in several countries – including Burundi, the Central African Republic, the Democratic Republic of the Congo, Eritrea, Iraq, Nigeria, and South Sudan, among others – have displaced new refugees in the first half of 2016.

Meanwhile, the number of refugees able to return to their country of origin remains relatively low, especially as a proportion of the increasing refugee population. This indicates that many refugees will continue to reside in exile for years to come. For instance, large numbers of refugees from Afghanistan, Somalia, and Sudan remain in exile and are still unable to return home. However, early reports from the second half of 2016 show that there has been a substantial increase in refugees returning to Afghanistan.

<sup>2</sup> For the purposes of this report, unless otherwise stated, the term 'refugees' refers to refugees under UNHCR's mandate and does not include Palestinian refugees registered with UNRWA.

**Fig.1** Refugee population under UNHCR's mandate | 1990-2016\*

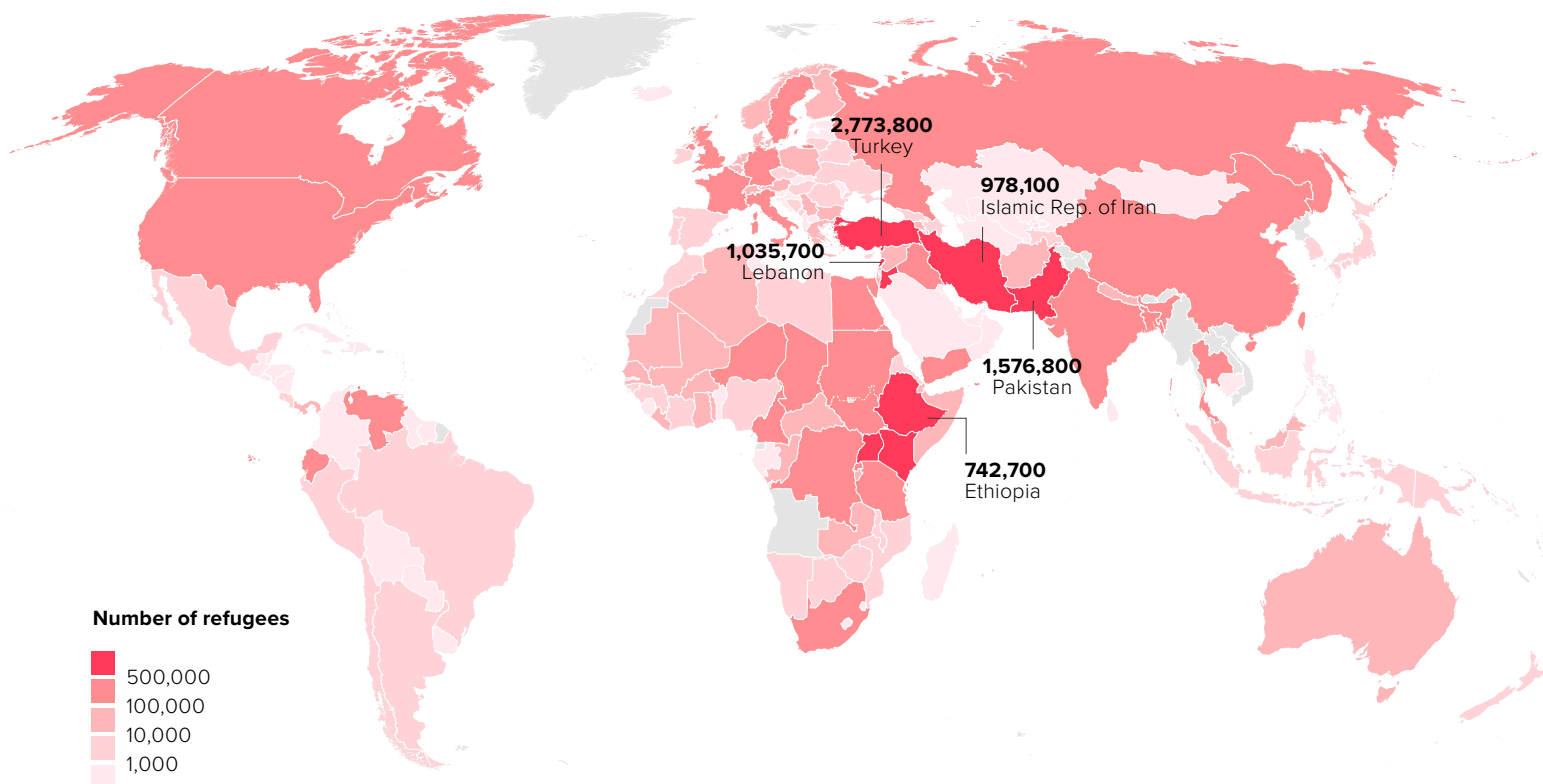
\* 1990-2015 (end-year); 2016 (mid-year)





**Map 1** Refugees, including persons in a refugee-like situation | mid-2016

The boundaries and names shown and the designations used on this map do not imply official endorsement or acceptance by the United Nations.



As a result of these trends, Turkey hosts the largest number of refugees (2.8 million), while the rest of the European countries now host 2.1 million refugees. Sub-Saharan Africa is host to some 4.5 million refugees, followed by Asia and Pacific (3.6 million), and the Middle East and North Africa (2.7 million). The Americas hosted 748,400 refugees at mid-2016 [see Table 1].

**BY ORIGIN**

Syria remained the largest source country of refugees, accounting for an increasing proportion of this global population. Compared with mid-2013, when some 17 per cent of all refugees were Syrian, by mid-2016 this proportion had nearly doubled to

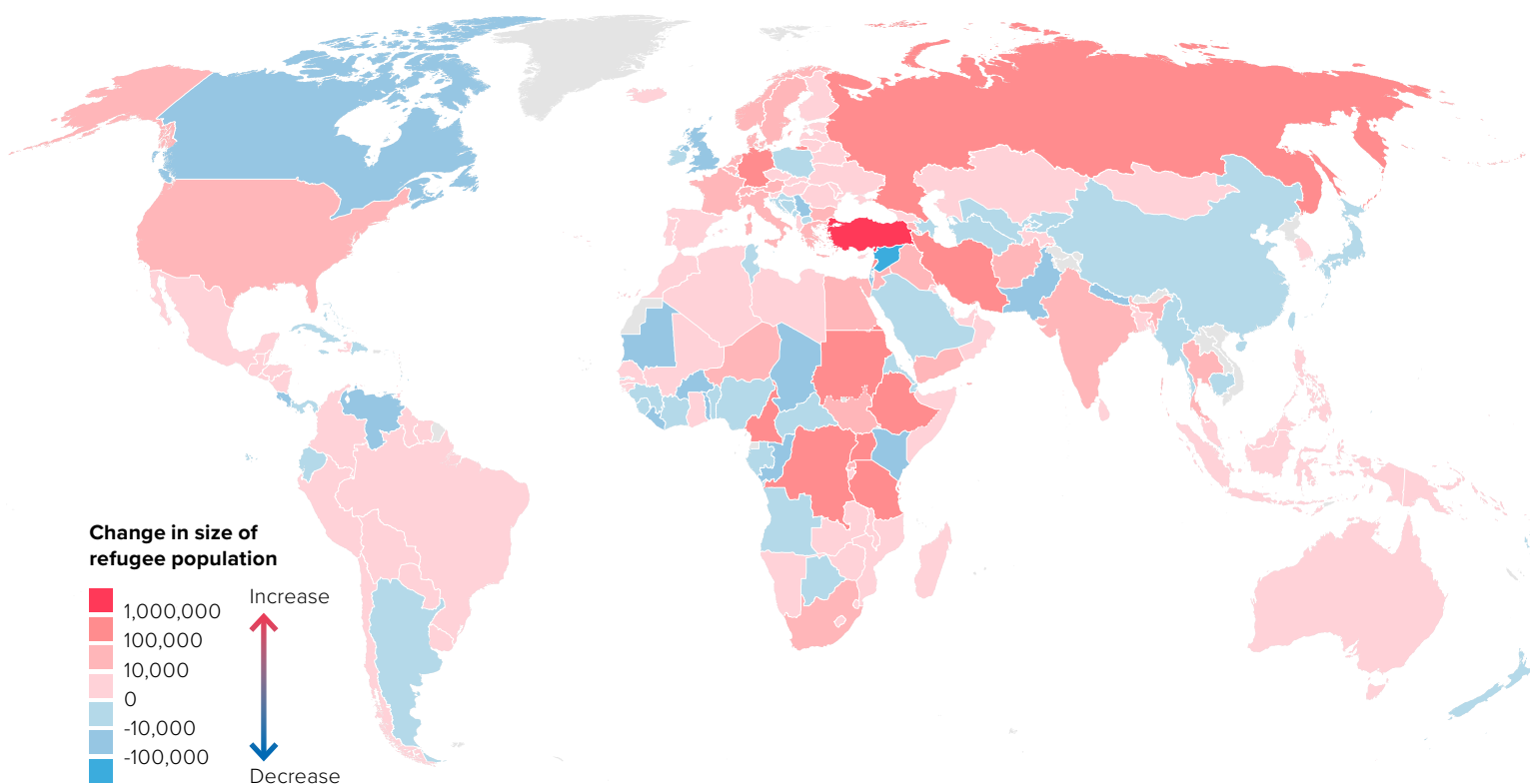
**Table 1** Refugee populations by UNHCR regions | 2016

UNHCR regions	Start-2016			Mid-2016			Change (total)	
	Refugees	People in refugee-like situations	Total refugees	Refugees	People in refugee-like situations	Total refugees	Absolute	%
- Central Africa and Great Lakes	1,173,400	15,900	1,189,300	1,209,700	8,300	1,217,900	28,600	2.4%
- East and Horn of Africa	2,739,400	-	2,739,400	2,809,100	-	2,809,100	69,700	2.5%
- Southern Africa	189,800	-	189,800	191,800	-	191,800	2,000	1.1%
- West Africa	295,000	-	295,000	288,700	-	288,700	-6,300	-2.1%
<b>Total Africa*</b>	<b>4,397,600</b>	<b>15,900</b>	<b>4,413,500</b>	<b>4,499,200</b>	<b>8,300</b>	<b>4,507,500</b>	<b>94,000</b>	<b>2.1%</b>
Americas	496,400	250,400	746,800	498,000	250,400	748,400	1,600	0.2%
Asia and Pacific	3,551,900	278,300	3,830,200	3,381,900	257,800	3,639,700	-190,500	-5.0%
Europe	4,353,500	28,800	4,382,300	4,831,700	66,000	4,897,700	515,400	11.8%
thereof: Turkey	2,541,352	-	2,541,352	2,773,800	-	2,773,800	232,448	9.1%
Middle East and North Africa	2,675,500	58,500	2,734,000	2,663,500	58,500	2,722,000	-12,000	-0.4%
<b>Total</b>	<b>15,474,900</b>	<b>631,900</b>	<b>16,106,800</b>	<b>15,874,200</b>	<b>641,000</b>	<b>16,515,200</b>	<b>408,600</b>	<b>2.5%</b>

\* Note: Excluding North Africa.

**Map 2** Change in size of refugee population | between mid-2013 and mid-2016

The boundaries and names shown and the designations used on this map do not imply official endorsement or acceptance by the United Nations.



32 per cent of all refugees. By that point, some 5.3 million Syrians had fled their country.

In relative terms, only South Sudan compares with Syria in terms of the increase in the refugee population originating from that country during the first half of 2016. Over this period, the Syrian refugee population grew by 9 per cent, and the South Sudanese refugee population grew by 10 per cent. Between mid-2013 and mid-2016, the number of refugees from South Sudan rose from 102,700 to 854,200.

Countries neighbouring Syria and South Sudan continue to be impacted heavily by these respective crises. The number of registered Syrian refugees in Turkey reached 2.7 million by mid-2016, while the numbers hosted in Lebanon (1.0 million), Jordan (655,700), Iraq (249,400), and Egypt (117,200) also remained high. Outside the immediate region, Germany was hosting 246,300 Syrian refugees by mid-2016, more than double the figure (115,600) from six months earlier. Sweden also hosted 63,700 Syrian refugees at mid-2016.

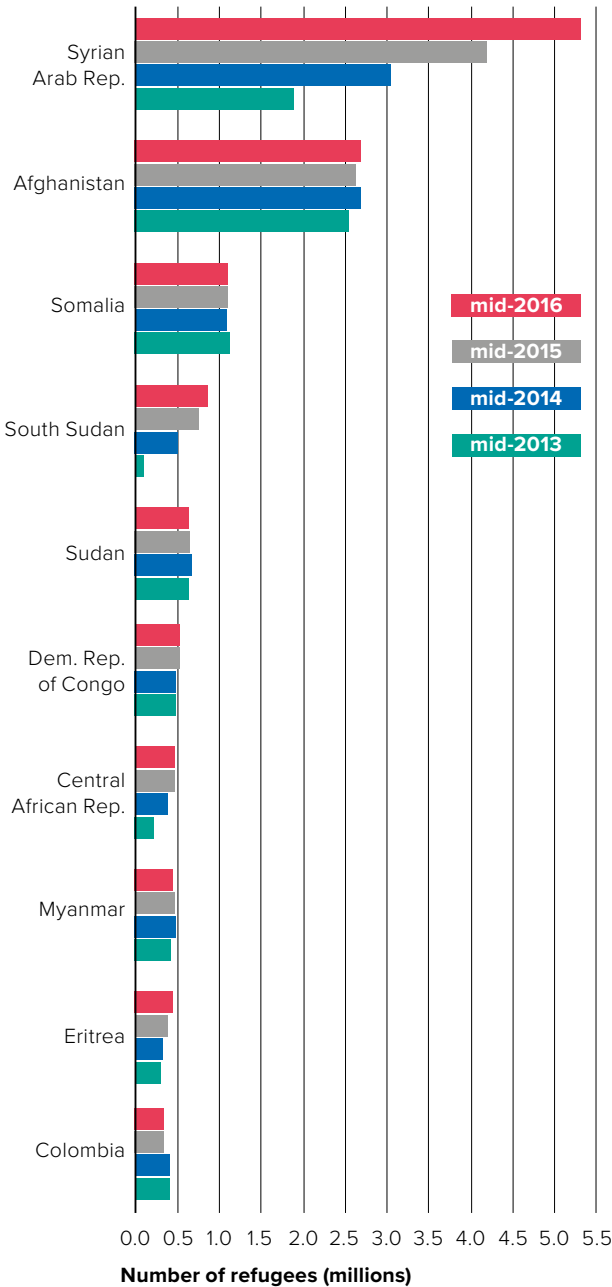
Although the magnitude of the South Sudanese refugee crisis is less dramatic, it is affecting some of the world's least-developed countries. Ethiopia hosted the largest number of South Sudanese refugees with 287,500 people, followed by Sudan (232,300) and Uganda (228,300).

The Afghan refugee population grew slightly to 2.7 million people by mid-2016, although most of this was due to natural increase (i.e. the difference between births and deaths in the population). Most Afghan refugees continue to be hosted in the Islamic Republic of Iran (950,000) and Pakistan (1.6 million).

Somalia was the largest source country of refugees in sub-Saharan Africa in mid-2016, and the third-largest overall. The number of Somali refugees declined slightly since the start of the year but remained relatively stable at 1.1 million people. Kenya (395,300), Yemen (254,000), and Ethiopia (251,800) remained the main host countries of these refugees.

The number of Sudanese refugees increased slightly from 627,100 at the beginning of the year to 639,000 at mid-2016. The majority of refugees from Sudan

**Fig.2 Major source countries of refugees I (mid-2013 - mid-2016)**



are hosted in Chad (306,700) and South Sudan (242,400), with an increase in Chad reported mainly to be due to natural increase.

Other countries from which significant numbers of refugees originated at mid-2016 included the Democratic Republic of the Congo (536,100), the Central African Republic (473,300), Myanmar (451,100), Eritrea (435,600), and Colombia (339,200).

**BY COUNTRY OF ASYLUM**

Of all countries, Turkey continues to host the largest number of refugees, with this population increasing from 2.5 million at end-2015 to 2.8 million by mid-2016. The impact of the Syrian crisis is especially notable here; by comparison, Turkey hosted fewer than 15,000 refugees at the end of 2011, of which fewer than 20 were Syrian. In mid-2016, by contrast, Syrians comprised the vast majority of Turkey’s refugee population, at 2.7 million, followed by 26,000 Iraqi refugees.

Pakistan hosted the second-largest number of refugees worldwide with 1.6 million individuals, predominantly originating from Afghanistan. While this number did rise over the first half of 2016, the majority of this increase was due to natural increase, with only some 800 newly recognized refugees. It also was offset by about 8,000 refugees who either were voluntarily repatriated or resettled.

As with Turkey, refugee populations have remained large in Jordan and Lebanon due to the ongoing Syrian crisis. While the number of refugees registered with UNHCR declined slightly in Lebanon by some 35,000, the total remained over 1 million; nearly all of these were from Syria, as well as some 6,800 from Iraq. In Jordan, the number of refugees increased from 664,100 registered with UNHCR at the beginning of the year to 691,800 by mid-2016. Again, the overwhelming majority were Syrian, in addition to some 33,200 Iraqi refugees.



The number of refugees in the Islamic Republic of Iran remained relatively stable from the beginning of 2016, decreasing slightly to 978,100 by the end of the reporting period. This figure included 949,900 Afghans and 28,200 Iraqis. As such, the Islamic Republic of Iran remained the fourth-largest refugee-hosting country worldwide.

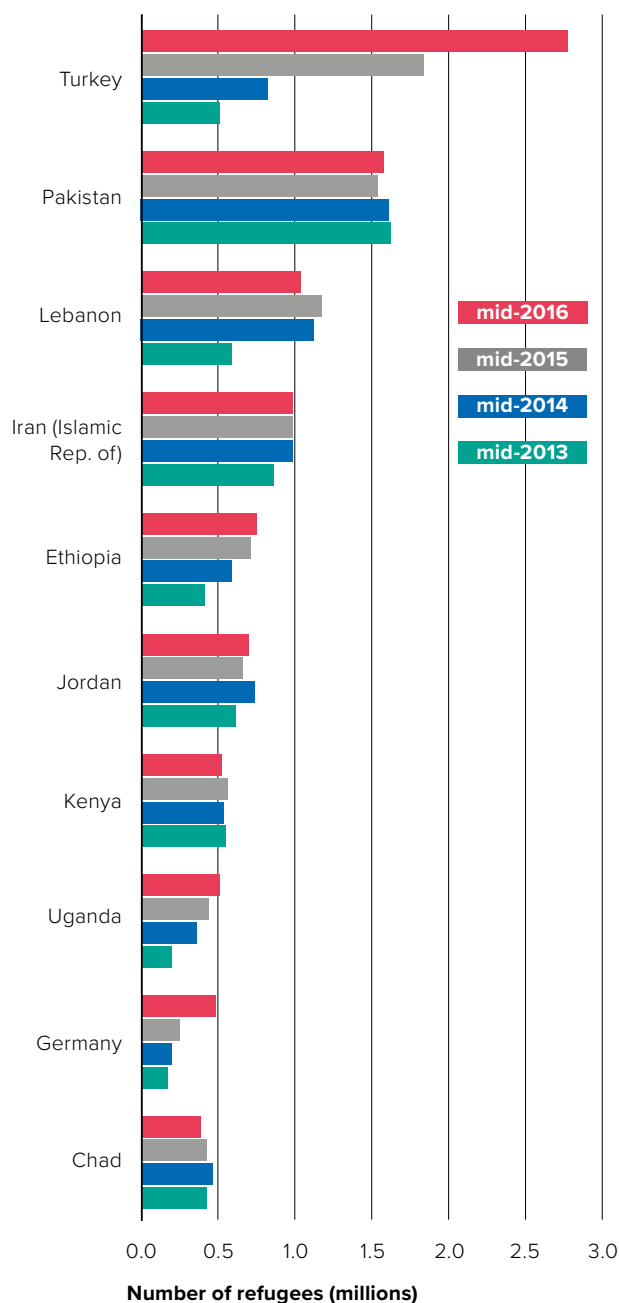
The refugee population in Ethiopia continued to grow in 2016, reaching 742,700 by mid-year. Ethiopia has provided asylum to refugees fleeing several conflicts in the region, but the largest number originate from South Sudan (287,500), from which the numbers are increasing. The country also hosted significant numbers of refugees from Somalia (251,800), Eritrea (159,800), and Sudan (38,400).

The refugee population in Kenya declined slightly, reaching 523,500 by mid-year. Refugees from Somalia constituted the largest such group with 395,300 people by mid-2016, a decline from 417,900 at the beginning of the year. While there were some increases in the Somali refugee population, mainly due to newborn registration, these were offset by voluntary repatriation, resettlement and re-verification exercises.

During the first half of 2016, the refugee population in Uganda increased from 477,200 to 512,600. Most of this increase was due to arrivals from South Sudan which become the most common country of origin among refugees in Uganda. Operational data suggests that this figure will increase substantially during the remainder of 2016. Refugees from the Democratic Republic of Congo declined slightly in numbers to 196,100, partly due to resettlement but mainly because of mass verification exercises. In addition there were 28,400 Somali refugees and 15,000 refugees from Rwanda by mid-2016.

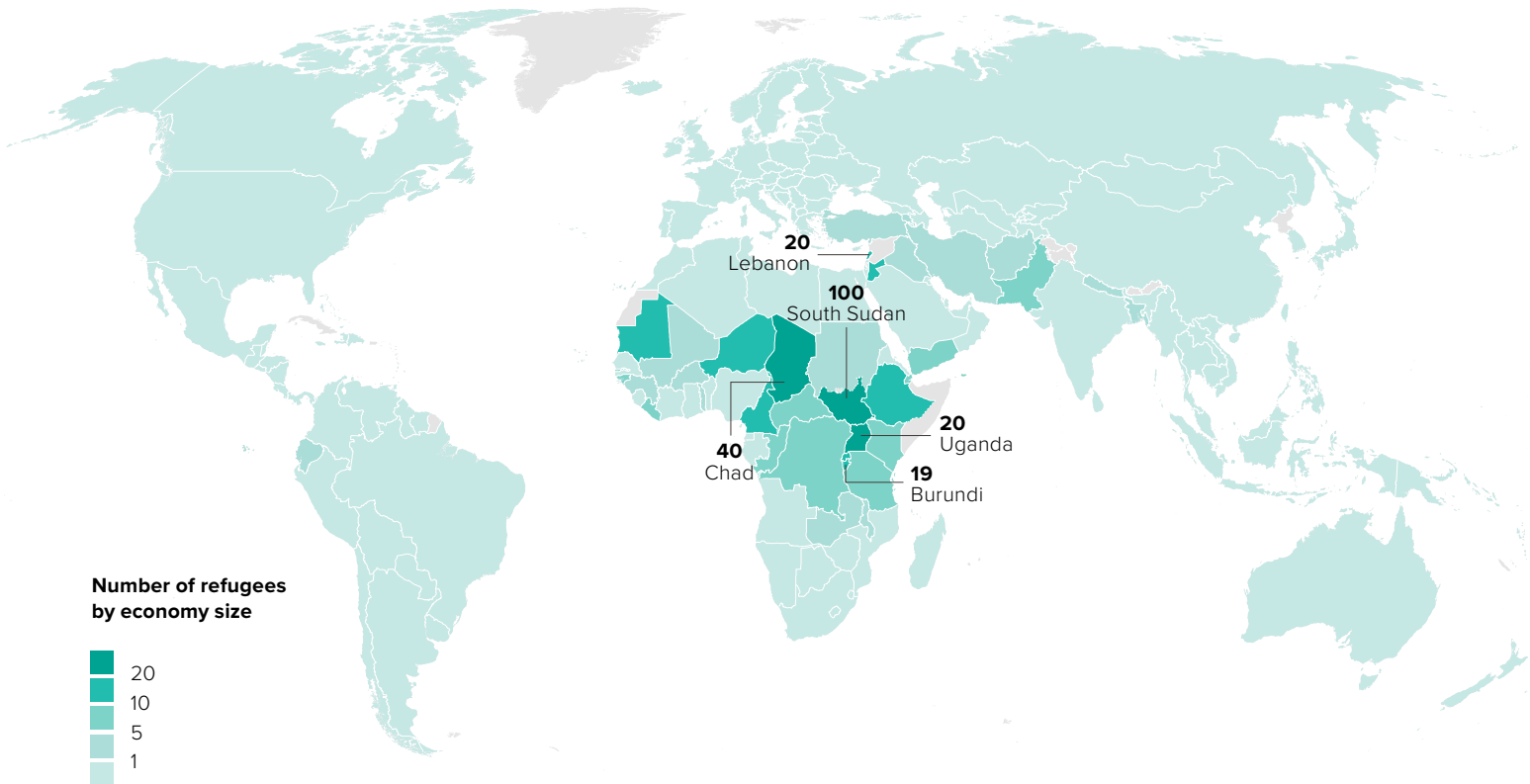
In Germany, the refugee population has increased significantly over the past few years, reaching 478,600 people by mid-2016. This compared with 316,100 at the beginning of the year – an increase of over 50 per cent in just six months and more than

**Fig.3** Major refugee-hosting countries  
I (mid-2013 - mid-2016)



**Map 3** Number of refugees by economy size (per one million US dollars GDP) | mid-2016

The boundaries and names shown and the designations used on this map do not imply official endorsement or acceptance by the United Nations.



double the number at the end of 2014 (217,000). The majority of refugees in Germany are Syrian (246,300), highlighting the impact of that crisis beyond the immediate region. Another 62,100 are from Iraq. It should be noted that many of the recognized refugees are from those who applied during 2015 and at the beginning of 2016. Based on preliminary data, it is expected that the number of arrivals to Germany in the second half of 2016 has significantly decreased.<sup>3</sup>

Chad also hosted a large and increasing number of refugees, with 386,100 at mid-year. Sudanese refugees (306,700) constituted the largest such group, with significant numbers also from the Central African Republic (72,000).

Altogether, the top 10 refugee-hosting countries combined – which include three of the world’s least-developed countries – hosted close to 9.7 million refugees at mid-2016. That translates into nearly 60 per cent of all refugees under UNHCR’s mandate.

**NEW REFUGEE ARRIVALS**

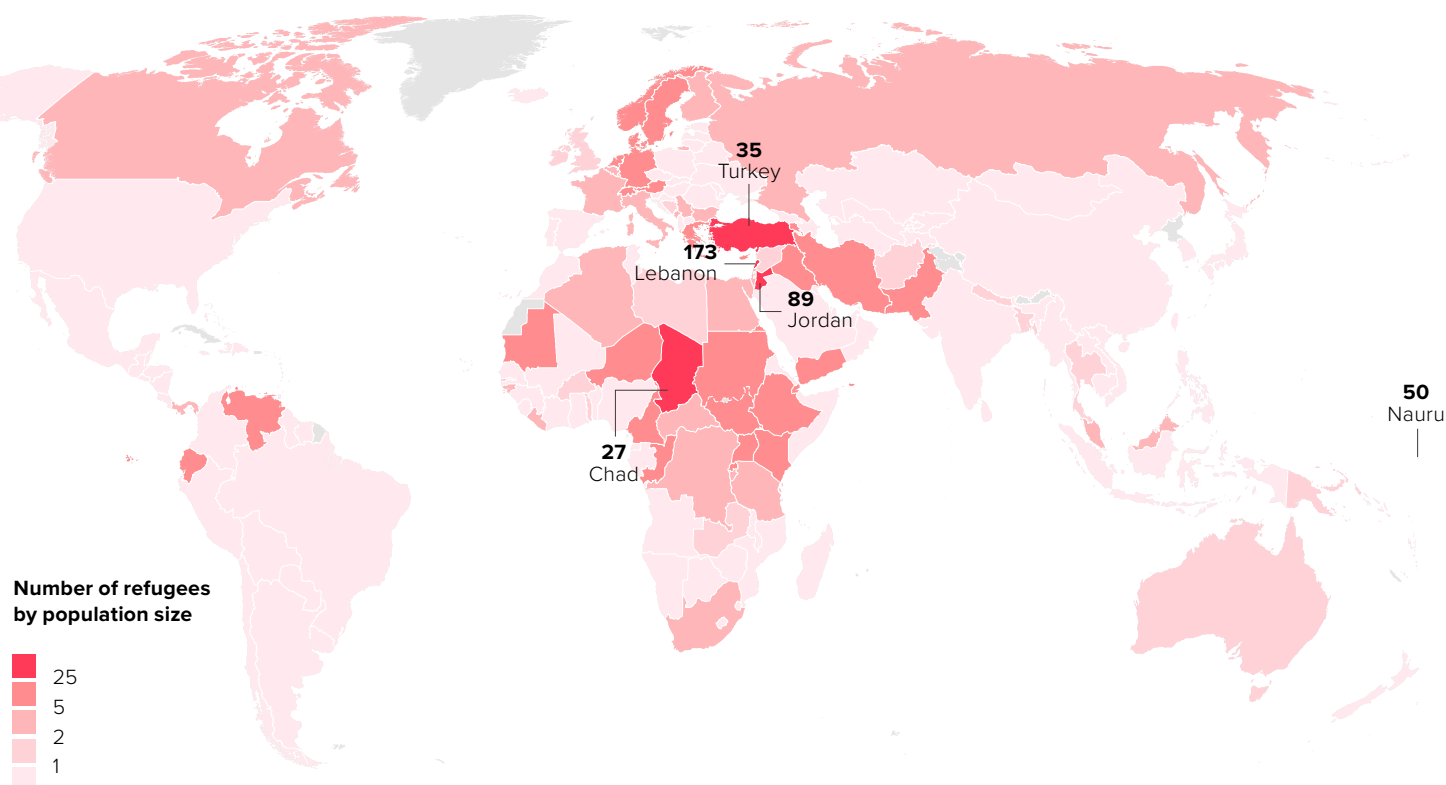
Some 507,400 people fled their homes to another country during the first half of 2016, the overwhelming majority of whom found refuge in neighbouring countries or elsewhere in the immediate region. This figure refers to refugees who have been recognized on a *prima facie* basis as well as those who have been newly registered and granted temporary protection. An additional 398,500 persons were granted refugee status or a complementary form of protection following refugee status determination during the reporting period.

The conflict in Syria continued to cause people to flee that country, with 280,700 new refugees in the first half of the year alone as well as some 209,600 granted refugee status or a complementary form of

<sup>3</sup> Operational data show that daily arrivals to countries transited en-route to Germany such as Serbia and Austria decreased from highs of 10,000 per day seen in October 2015 to highs of 300 by April 2016 and 200 by September 2016. [www.data.unhcr.org](http://www.data.unhcr.org)

**Map 4** Number of refugees by population size (per 1,000 population) | mid-2016

The boundaries and names shown and the designations used on this map do not imply official endorsement or acceptance by the United Nations.



protection following individual refugee status determination. In addition, the reporting period saw 26,900 newly recognized refugees from Iraq. The majority of the rest of the new displacements were due to armed conflict and human rights abuse in central and eastern Africa – most notably in Burundi, Central African Republic, the Democratic Republic of the Congo, Eritrea, Somalia, South Sudan, and Sudan.

In the first half of 2016, most newly displaced Syrian refugees remained in the immediate region, in Turkey (232,300), Jordan (32,300), Lebanon (9,400), and Egypt (5,800) as well as nearly 1,000 in other countries in the region. The vast majority of these new Syrian refugees received temporary protection.

An estimated 94,600 South Sudanese sought refuge in neighbouring countries during the first half of 2016. Some 37,800 fled to Sudan and 34,400 to Uganda, while smaller numbers sought refuge in Kenya (8,500), the Democratic Republic of the Congo (7,300), the Central African Republic (4,100), and Ethiopia (2,600). Initial reports suggest a

dramatic increase in this number during the second half of 2016.

Similarly, more than 41,500 Burundians were recognized as refugees on a prima facie basis during the reporting period, notably in the immediate region in the United Republic of Tanzania (15,600), Uganda (10,900), Rwanda (9,500), and the Democratic Republic of the Congo (5,500).

More than 20,000 Nigerians also sought refuge in countries neighbouring Lake Chad during the reporting period. Most of these fled to Niger (14,200), but many also sought refuge in Cameroon (5,200) and Chad (630).

#### CONTRIBUTIONS OF HOST COUNTRIES

Two main measures – economic and non-economic<sup>4</sup> – are used as proxies to evaluate the contributions of

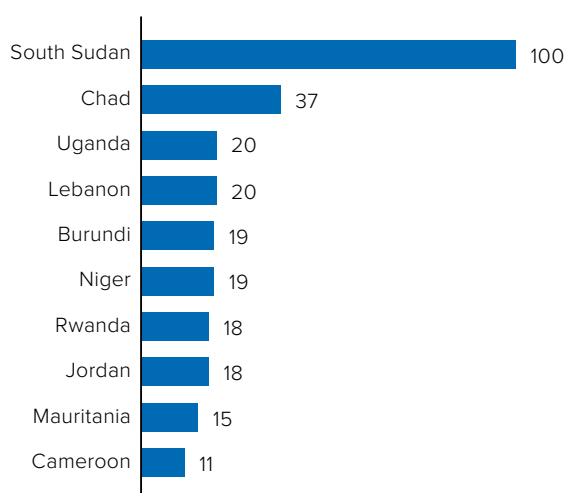
<sup>4</sup> That is, the size of a refugee population compared to the gross domestic product (in current US dollars) or to the national population size.



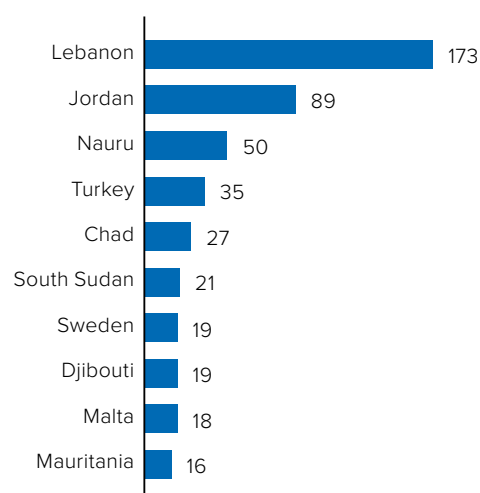


**UGANDA. REFUGEES FROM SOUTH SUDAN ARRIVE IN NORTHERN UGANDA.** *With her baby strapped to her back and her belongings on her head, recently arrived refugee Josephine Maku, 25, from Kirepi in South Sudan, moves into temporary accommodation at the Nyumanzi transit centre in Adjumani, Uganda. Here, meals are provided by UNHCR. © UNHCR | WILL SWANSON*

**Fig.4** Number of refugees per one million US dollars GDP | mid-2016



**Fig.5** Number of refugees per 1,000 inhabitants | mid-2016



host countries with respect to sharing the responsibility of hosting refugees.

The economic measure allows the number of refugees to be compared to the overall size of a country's economy, measured by gross domestic product.<sup>5,6</sup> Based on this measure, 8 of the top 10 refugee-hosting countries are in sub-Saharan Africa, and 7 of these are least-developed countries, highlighting the impact of refugees on economies least able to meet their needs.<sup>7</sup> All of the top 10 countries are located in developing regions.<sup>8</sup> The only non-African countries, Jordan and Lebanon, are middle-income countries but the size of the refugee population means that the impact on the economy is, nonetheless, relatively large. South Sudan experienced the greatest economic impact based on this measure [see Figure 4 and Map 3].

The picture changes when using the non-economic measure, which evaluates the number of refugees hosted relative to national population size.<sup>9</sup> Using this criterion, the impact of the Syrian crisis can

clearly be seen on the middle-income countries of Lebanon, Jordan, and Turkey – three of the top four countries under this metric. While Nauru had an estimated refugee population of 500, the country's population is just 10,000 people, resulting in one of the highest overall proportions of hosted refugees [see Figure 5 and Map 4]. ■

<sup>5</sup> Source for gross domestic product: International Monetary Fund, *World Economic Outlook, October 2016*. See: <https://www.imf.org/external/pubs/ft/weo/2016/02/weodata/download.aspx>.

<sup>6</sup> In previous publications, the economic measure was number of refugees per 1 USD GDP (PPP) per capita. In order to better reflect economic impact, the measure has been changed. If desired, the measure can be calculated using GDP per capita (PPP) data from <https://www.imf.org/external/pubs/ft/weo/2016/02/weodata/download.aspx>.

<sup>7</sup> See [http://www.un.org/en/development/desa/policy/cdp/ldc/ldc\\_list.pdf](http://www.un.org/en/development/desa/policy/cdp/ldc/ldc_list.pdf) for a list of least-developed countries.

<sup>8</sup> See <https://unstats.un.org/unsd/methods/m49/m49regin.htm#ftnc> for a list of countries included under each region.

<sup>9</sup> Source for national populations: United Nations, Population Division, *World Population Prospects: The 2015 Revision*, New York, 2015. For the purpose of this analysis, the 2016 projections have been used.





GREECE. MORE THAN 12,000 REFUGEES FIND THEMSELVES IN GREECE, UNABLE TO CONTINUE THEIR JOURNEYS TOWARD NORTHERN EUROPE AS THE WESTERN BALKAN ROUTE TO NORTHERN EUROPE SHUTS DOWN. *Nisrine Shiko, 34, tries to warm up around a campfire with her five children. From left to right: Nisrine, Sedra (4), Adib (3), Mohammed (15), Adiba (11), and Medya (13).* © UNHCR | ACHILLEAS ZAVALLIS



## Asylum-Seekers

Just over 1 million individual asylum applications were registered in 160 countries or territories during the first half of 2016, a small increase compared to the corresponding period of 2015 (993,600). An estimated 8 per cent of these claims were registered at ‘second instance’, including with courts and other appellate bodies. UNHCR offices registered 127,100 individual asylum applications out of the provisional total of 1,045,600, or around 12 per cent.

### NEW INDIVIDUAL ASYLUM APPLICATIONS REGISTERED

During the first half of the year, individuals of at least 190 nationalities submitted 964,200 new asylum applications in 156 asylum countries or territories.

Continuing a trend from 2015, Germany received the highest number of new asylum applications worldwide during the reporting period with 387,700 asylum applications. This compares to 441,900 asylum applications registered by the German authorities for all of 2015 and 173,100 for 2014. If current trends continue, Germany is very likely this year to significantly surpass its all-time high although the number of applications is expected to significantly decrease in the second half of 2016 given the decrease in the number of new arrivals. Historical data available since 1953 show that the previous record dates back to 1992, when Germany recorded 432,100 asylum applications [see Figure 6].<sup>10</sup>

<sup>10</sup> The 1992 and earlier figures include a sizeable number of repeat applications registered in Germany.

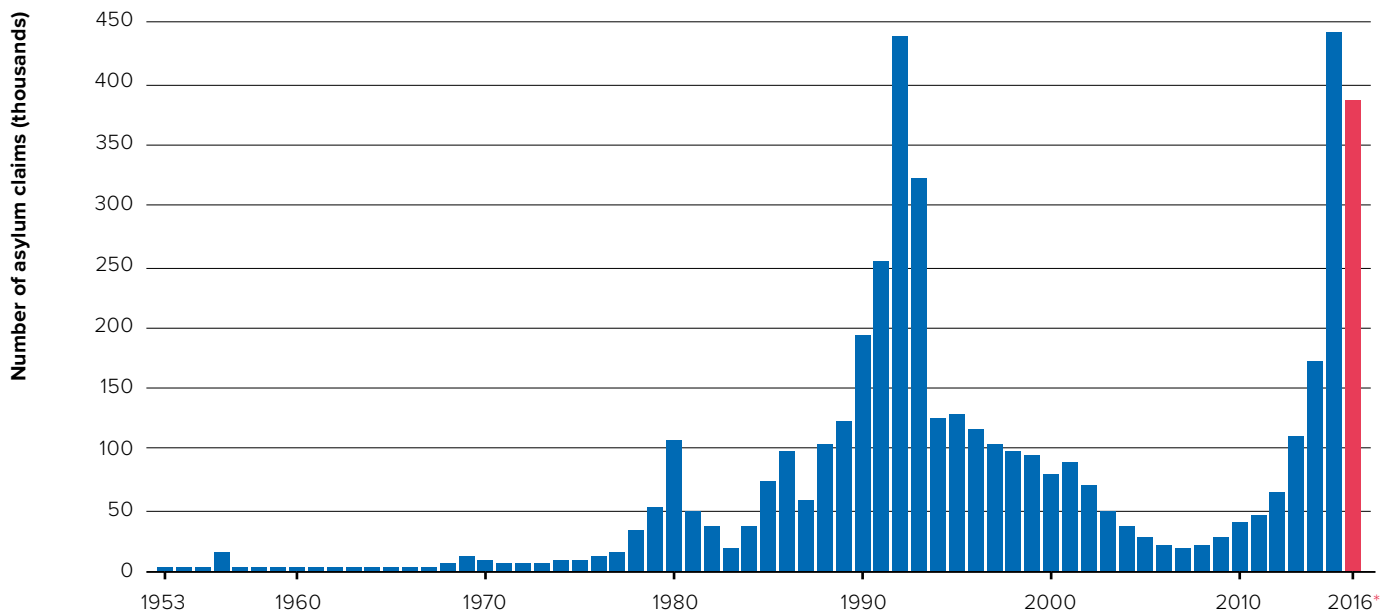
### ASYLUM STATISTICS IN EUROPE: A WORD OF CAUTION

The asylum figures for Europe quoted in this report should be treated with caution. The statistical picture of the number of people seeking international protection in Europe is partially distorted because of reported instances of individuals being registered as an asylum-seeker multiple times across the continent. The actual number of individuals lodging asylum applications in Europe is thus likely to be lower than described in this section. ●

The sharp increase during the reporting period in Germany is largely attributable to individuals from Syria, who accounted for 44 per cent of all new applications. The 170,600 asylum applications in Germany from Syrians by mid-2016 compares with 32,500 in the same period last year and 12,100 in 2014 – a 14-fold increase within two years.

**Fig.6 Asylum claims lodged in Germany | 1953-2016\***

\* First half 2016



Applications for asylum from nationals of Afghanistan and Iraq accounted for another 30 per cent of all claims in Germany with 60,400 and 56,100 applications, respectively, followed by the Islamic Republic of Iran (11,800), Eritrea (7,100), and Pakistan (7,100). Germany also saw 7,100 applications from Albania, which if current trends continue would constitute a significant decrease – absolutely and proportionately – compared with 2015, which saw 53,800 asylum claims the whole year.

Following Germany was the United States of America, which registered some 112,400<sup>11</sup> claims, an increase of some 44 per cent compared with mid-2015 (78,200). Approximately 52 per cent of these claims are from Mexico and countries in Central America, a similar proportion to that seen in 2015. However, the number of applicants from Mexico increased significantly compared to the same period the previous year, from 7,500 to 13,400, and became the main country of origin for asylum-seekers in the United States of America. This was followed by El Salvador (13,200), Guatemala (10,900), China (8,800), and Honduras (8,100).

Italy was the third-largest single recipient of new asylum claims during the first six months of 2016, with an estimated 49,100 claims. This constituted a 63 per cent increase (+19,000 claims) compared to

the same period the previous year, reflecting the growing significance of the Mediterranean Sea route to Italy, as corroborated by the large number of reported sea arrivals to Italy.<sup>12</sup> As in 2015, the most common country of origin was Nigeria with 7,900 applications, followed by Pakistan (7,700), Gambia (4,000), and Senegal (3,100).

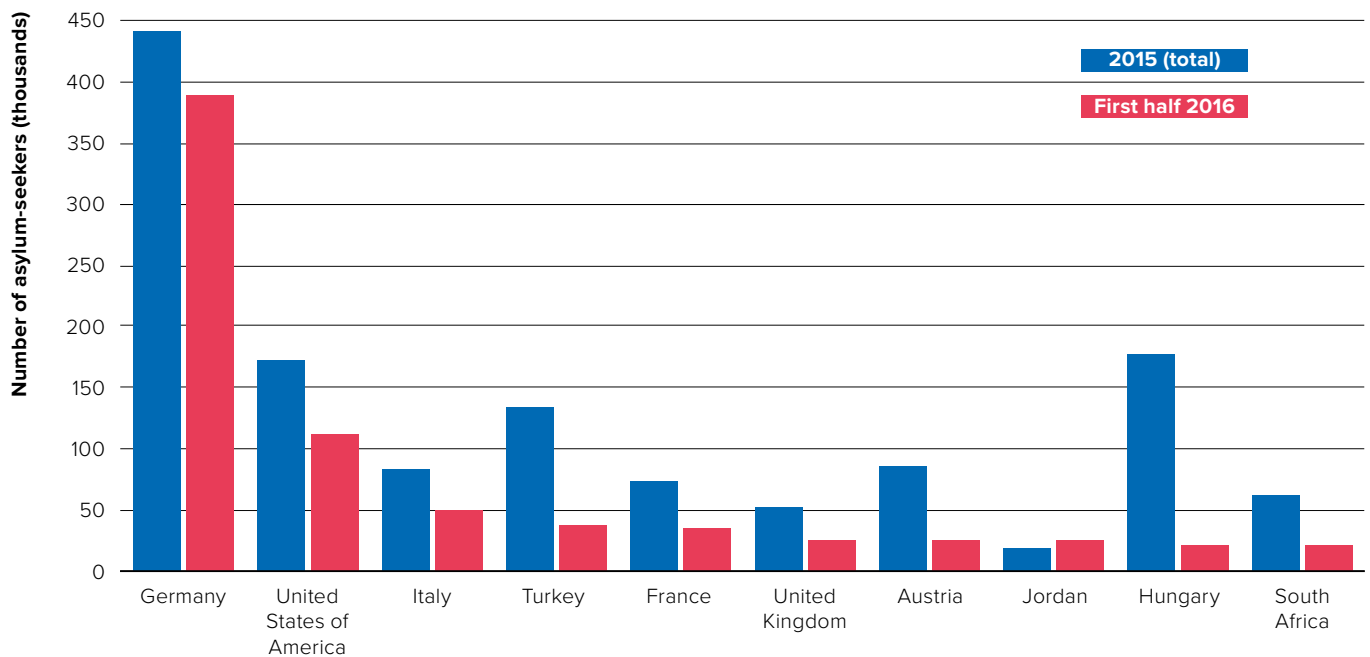
As of December 2015, over 2.5 million registered Syrian refugees in Turkey benefitted from the Government's Temporary Protection Regime. In addition, Turkey continued to witness high numbers of new individual asylum applications registered with UNHCR. The Office registered 133,300 new asylum applications in the country during 2015, the highest figure on record and about three times that of 2013 (44,800 claims).

During the first half of 2016, UNHCR registered more than 36,400 asylum applications in Turkey, making the country the fourth-largest recipient of individual asylum applications worldwide.<sup>13</sup> With 18,200 asylum

<sup>11</sup> Estimated number of individuals based on the number of new cases (57,371) and multiplied by 1.406 to reflect the average number of individuals per case (Source: US Department of Homeland Security), and the number of new defensive asylum requests lodged with the Executive Office of Immigration Review (31,689 individuals).

<sup>12</sup> Operational data on sea arrivals can be seen here: <http://data.unhcr.org/mediterranean/country.php?id=105>.

<sup>13</sup> This figure excludes the more than 230,000 Syrians who were registered by the Government of Turkey during the first half of the year.

**Fig.7** Main destination countries for new asylum-seekers | first half 2016

claims, Afghans accounted for more than half of these applications, in addition to 11,900 asylum claims from Iraqis and 4,900 from Iranian nationals. Together, these three countries of origin accounted for 96 per cent of all new individual asylum applications in Turkey.

Other countries receiving large numbers of asylum applicants were France (35,800 new claims), the United Kingdom (26,000), Austria (25,700), and Jordan (24,800).

During the first half of 2016, UNHCR's offices registered 120,300 new individual applications for refugee status and another 6,800 on appeal or for review. In Turkey the agency received the largest number of new requests (36,400), followed by Jordan (24,800), Egypt (14,700), Malaysia (9,000), and Lebanon (6,100). During the period under review, these five operations registered 76 per cent of all new claims recorded by the organization.

#### BY ORIGIN

As the conflict in Syria entered its sixth year, Syrians remained the largest group of asylum-seekers worldwide, with 233,600 new applications registered during the first six months of 2016. This compares to

114,500 new asylum applications registered during the corresponding period of 2015. Syrians lodged asylum claims in 94 countries or territories, compared with 104 a year earlier. The majority of these claims – 73 per cent – were in Germany (170,600), but other countries with significant numbers of applicants from Syria included Jordan (19,600), Greece (9,900), and Austria (5,100). Provisional data indicate that recognition rates for Syrians in most countries are around or above 90 per cent, reflecting this group's significant need for international protection.

Afghanistan was the second-largest country of origin for asylum-seekers during the reporting period. Afghans lodged some 124,000 new asylum claims, significantly more than during the first half of 2015 (72,100). As with Syrian applicants, Germany received the most asylum claims from Afghans, with 60,400 new asylum claims registered during the first half of 2016 – a more than six-fold increase over the first half of 2015 (8,900 applications) and 14 times the number registered during the first half of 2014 (4,200). Turkey remained an important destination for Afghans, with 18,200 new asylum claims registered during the reporting period. Hungary reported 8,200 new asylum applications, but it is estimated that a large number of those applying for asylum in the country move onward to other





**GREECE. THOUSANDS OF REFUGEES, MAINLY FROM IRAQ AND THE SYRIAN ARAB REPUBLIC, ARE CAUGHT IN LIMBO AS THE WESTERN BALKAN ROUTE TO NORTHERN EUROPE SHUTS DOWN.** *A young girl plays with her sister in front of the small tent in which their family is staying while waiting to cross the border from Greece into the former Yugoslav Republic of Macedonia. Thousands of refugees wait for up to two weeks – sometimes, even longer – to cross the border after Austria and other countries along the Western Balkan migration route introduced restrictions aimed at stemming the flow of those moving toward Northern and Western Europe.* © UNHCR | ACHILLEAS ZAVALLIS

European countries, where they are typically registered again as asylum-seekers.

As the conflict there continues, Iraq represents the third-largest country of origin for asylum-seekers. Some 98,100 new applications for asylum were submitted in the first half of 2016, compared with 69,100 in the first half of 2015. Continuing patterns seen with Syrians and Afghans, Germany received the largest number of new asylum applications from Iraqi asylum-seekers with 56,100 claims, compared with 8,300 in the first half of 2015. Turkey also received 11,900 such applications and Jordan 3,700, while Syria reported 3,600.

Violence and persecution generated by organized criminal groups and gangs continues to compel an increasing number of persons from El Salvador,

Guatemala and Honduras (NTCA: Northern Triangle of Central America) to flee their homes in search of international protection. During the first half of 2016, 40,300 new asylum applications from NTCA citizens were filed, compared to 26,100 in the first half of 2015 (54% increase). The majority of them were lodged in the United States of America (at least 32,200 asylum applications – 36% increase), however with a significant increase in other countries of the region, particularly in Mexico (3,300 asylum applications - 166% increase), Belize (2,200 asylum applications - more than 1000% increase), Costa Rica (900 asylum applications - 170% increase), and - to a lesser extent – Panama as well as Italy and Spain.

Other significant countries of origin for asylum-seekers were Pakistan (30,800), the Islamic Republic of Iran (28,500), the Democratic Republic





of the Congo (23,500), Eritrea (23,200), and Nigeria (21,100).

In total, over 3.4 million asylum applications were pending by mid-2016, about 190,800 more than at the beginning of the year. The largest backlog of registered asylum applications by June 2016 was in South Africa, with an estimated 1.1 million applications, only a small decrease of 16,600 applications from the beginning of 2016. However, this figure is currently under review by the South African Government. South Africa was followed by Germany (561,200 pending asylum applications), the United States of America (344,200), Turkey (231,700), and Sweden (131,100). ■



AFGHANISTAN. UN HIGH COMMISSIONER FILIPPO GRANDI VISITS AFGHANISTAN IN AN ATTEMPT TO ATTRACT NEW ATTENTION TO THE WAR-TORN COUNTRY. Internally displaced children sit in the unfurnished room they inhabit at the Police Rah informal settlement, near Herat.  
© UNHCR | JIM HUYLEBROEK

According to UNHCR offices in 29 countries, the number of IDPs protected or assisted by UNHCR, including those in IDP-like situations,<sup>15</sup> stood at an estimated 36.4 million at mid-2016. This compares to 37.5 million at the start of the year [Figure 8]. However, this is likely to be an under-estimate which will change when countries update figures for end 2016.

During the first half of the year, at least 1.7 million people were newly displaced by conflict and violence within their countries, compared with 4.2 million in the corresponding period of 2015. As in 2015, Yemen reported the largest number of newly displaced people (560,000), followed by Nigeria (233,500), the Democratic Republic of the Congo (210,000), South Sudan (176,700), the Philippines (168,300), and Afghanistan (149,100).

According to the Government, 7.1 million individuals were registered as IDPs in Colombia at mid-2016, with a small increase of 15,500 from the beginning of the year. The Government reported that the number

of newly displaced people is expected to increase as cases are verified and updated in the Victims' Registry. Colombia remains the country with the largest number of IDPs.<sup>16</sup>

The number of newly displaced persons within Syria was not available for the reporting period. However, with 6.6 million IDPs, Syria remained the country with the second-highest such number worldwide, despite having seen a decline from 7.6 million recorded in mid-2015. Similarly, Iraq reported no new displacements and 11,700 people who were able to return home, resulting in an overall IDP population of 4.4 million. Given the ongoing conflicts in Iraq and Syria, however, it is likely that these numbers will change for reporting on the full year.

<sup>14</sup> The Internal Displacement Monitoring Centre estimated the global number of persons displaced by armed conflict, generalized violence, or human rights violations at the end of 2015 to be some 40.8 million.

<sup>15</sup> As in Myanmar (35,000), Nigeria (20,500), South Sudan (105,000), and Ukraine (800,000).

<sup>16</sup> The large number of registered IDPs in Colombia comes from the total cumulative figure from the Victims' Registry which commenced in 1985



## Internally Displaced Persons

Updated information on the global number of internally displaced persons (IDPs) due to armed conflict, generalized violence, or human rights violations is only available for the end-year population.<sup>14</sup> The IDP populations reported in this document are limited to IDPs, or those in an IDP-like situation, displaced due to conflict, to whom the agency extends protection or assistance. Hence, UNHCR's statistics do not provide a comprehensive picture of global internal displacement.

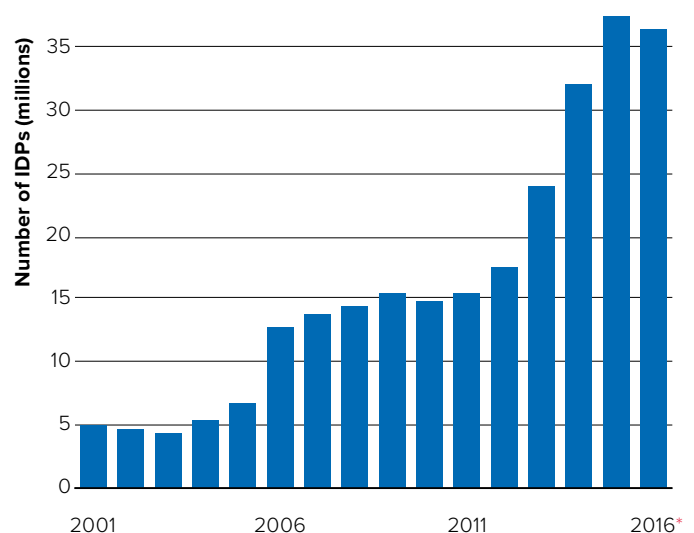
Other countries where UNHCR protected or assisted significant IDP populations included Sudan (3.2 million), Yemen (2.1 million), Nigeria (2.1 million), the Democratic Republic of the Congo (1.7 million),<sup>17</sup> Ukraine (1.6 million),<sup>18</sup> Afghanistan (1.3 million) and Somalia (1.1 million).

An estimated 3.2 million IDPs returned to their areas of origin during the first half of 2016, more than twice the corresponding period in 2015. Significant IDP returns were reported by South Sudan and Yemen with 1.1 million and 952,800 individuals, respectively. Other countries that reported significant numbers of returned IDPs included Nigeria (331,200), Pakistan (306,000), the Philippines (193,100), Libya (149,200), the Central African Republic (60,600), and the Democratic Republic of the Congo (43,000). ■

<sup>17</sup> Source: OCHA.

<sup>18</sup> As of the end of June 2016, UNHCR did not receive any verified data on IDPs or the IDP-like population, and therefore the number of IDPs in this report remains the same as it was reported on 1 January 2016.

**Fig.8** IDPs protected/assisted by UNHCR  
| 2001-2016 (end-year)  
\* Mid-2016





**COSTA RICA. THE IMPORTANCE OF BEING REGISTERED.** Roy Miranda Martínez, 9, has a plan: "The day I get my papers [birth certificate], I want to apply for a grant and go to school – just like my brothers. This brings a lot of joy." © UNHCR | LUCAS ITURRIZA

## Stateless Persons

The collection of accurate statistics on stateless persons has been and continues to be a challenge. While UNHCR estimates the global number of stateless persons to be at least 10 million, the available data presented in this report are limited to some 3.5 million in 78 countries or territories. This figure is approximately the same as the number of individuals reported at the end of 2015, given the data limitations and uncertainty in the estimate.

UNHCR continues to advocate for improved baseline population data *inter alia* through Action 10 of its Global Action Plan to End Statelessness by 2024. Methods such as Government and NGO registration, linked to legal assistance and accessing solutions have helped to improve baseline data, including in Malaysia and the Philippines.

Progress also continues to reduce the number of stateless persons through the acquisition or confirmation of nationality. In Thailand, for example, 23,000 stateless people have been granted Thai nationality in the past three and a half years, 5,000 of them in the first half of 2016. In Côte d'Ivoire, approximately 5,000 stateless people had acquired Ivorian nationality through

the special procedure for “acquisition of nationality by declaration” by mid-2016. Thousands more are expected to acquire nationality in the country during the rest of 2016 and 2017.

In the Dominican Republic, important steps have been taken since the adoption of *Law 169-14* in May 2014 to confirm Dominican nationality through the validation of birth certificates of individuals born in the country to two migrant parents. By November 2015, some 12,000 individuals had obtained their birth certificates or national identity cards. Thousands of individuals also are believed to have been issued their Dominican civil documents in the first half of 2016, although an official figure was not available for this report. ■

## Resettlement

Resettlement plays a crucial role in UNHCR's protection response to forced displacement, and UNHCR has processed one million submissions for resettlement in the course of the last decade. In 2015, some 134,000 submissions were made, increasing from some 103,900 reported the previous year, 92,900 in 2013 and 74,800 in 2012. Within four years, UNHCR's annual submissions have thus increased by a striking 79 per cent. This trend continued in the first half of 2016 with more than 81,100 refugees being submitted to 34 resettlement states. Based on the projected number of submissions for 2016 which is likely to surpass 150,000, this would constitute a 20 year high and a doubling of submissions since 2012.

More than 50 different refugee populations were submitted for resettlement in the first half of 2016. With close to 45,000 referred during this period, Syrian refugees were the largest group to be submitted to resettlement states, in particular to the United States of America (21,600) and Canada (10,400). Syrians were followed by refugees from the Democratic Republic of Congo (9,300 submissions), Iraq (6,200), Somalia (4,700) and Myanmar (3,900). These five populations combined represented 85 per cent of all submissions during the first half of 2016.

UNHCR offices in close proximity to Syria processed the largest number of refugees for resettlement. Jordan was the largest resettlement operation globally with some 22,000 individuals referred to states during the first half of the year,

97 per cent of them Syrians. Jordan was followed by Turkey and Lebanon with 16,200 and 11,900 submissions, respectively.

During the first six months of the year, UNHCR assisted more than 53,400 refugees in 61 countries or territories to depart for resettlement. This is a significant increase compared to the corresponding period of 2015 (33,400). The top five countries that reported the highest number of UNHCR-assisted resettlement departures were Lebanon (10,600), Jordan (9,000), Malaysia (4,700), Turkey (4,400), and Kenya (3,100). These five countries combined accounted for about 60 per cent of all assisted resettlement departures during the reporting period. Syrians again constituted the largest group submitted to resettlement states. ■





**AFGHANISTAN. RETURNEE FAMILY.** Saifal, 74, and his family had been refugees in Pakistan since 1979, when the Russians invaded Afghanistan. Because of instability as well as harassment by the Pakistani police, however, he decided it would be safer to return to his home city of Jalalabad. As with many refugees at the time that he made this decision, the fighting had been so intense that he left with only the clothes on his back. On arrival in Afghanistan in March 2015, he received a lump payment from UNHCR; but today, he is unable to find a job and is renting a small house to house his family. © UNHCR | SEBASTIAN RICH

## Refugee Returns

As has been seen in recent years, the number of returning refugees continues to be fairly low. An estimated 123,000 individuals returned during the first half of 2016, an increase over the same period in 2015 (84,400 returning refugees). However, there is no indication of a significant increase in the absolute number of refugee returns despite the increasing refugee population. Some 75,000 of those who had returned by mid-2016 were reported to have done so with UNHCR assistance.

The return of refugees was reported in 36 countries: either by UNHCR offices in that country or by UNHCR offices in the country of asylum from which they returned. The largest numbers returned to Sudan (32,500), Nigeria (17,300), Côte d'Ivoire (17,200), Somalia (13,900), Ghana (8,900), and Afghanistan (8,300). Together, these six countries of

origin accounted for 80 per cent of all returnees. Countries with the highest number of refugee departures, meanwhile, included Chad (34,200), Cameroon (20,100), Liberia (16,800), and Kenya (11,000). As mentioned earlier, initial reports suggests the return of refugees to Afghanistan will significantly increase in the second half of 2016. ■

**Refugees** include individuals recognized under the 1951 Convention relating to the Status of Refugees and its 1967 Protocol, persons recognized under the 1969 Organization of African Unity (OAU) Convention Governing the Specific Aspects of Refugee Problems in Africa, those recognized in accordance with the UNHCR Statute, individuals granted complementary forms of protection,<sup>19</sup> and those enjoying temporary protection.<sup>20</sup> The refugee category also includes persons in a refugee-like situation.<sup>21</sup>

**Asylum-seekers (with ‘pending cases’)** are individuals who have sought international protection and whose claims for refugee status have not yet been determined. Those covered in this report refer to claimants whose individual applications were pending as of 30 June 2016, irrespective of when those claims may have been lodged.

**Internally displaced persons** are persons or groups of persons who have been forced to leave their home or place of habitual residence, in particular as a result of or in order to avoid the effects of armed conflict, situations of generalized violence, violations of human rights, or natural or man-made disasters, and who have not crossed an international border.<sup>22</sup> For the purposes of UNHCR’s statistics, this population includes only conflict-generated IDPs to whom the Office extends protection and/or assistance. The IDP population also includes individuals in an IDP-like situation.<sup>23</sup>

**Returned refugees (returnees)** are former refugees who have returned to their country of origin, either spontaneously or in an organized fashion, but are yet to be fully integrated. Such returns would normally take place only under conditions of safety and dignity. For the purposes of this report, only refugees who returned between January and June 2016 are included, though in practice operations may assist returnees for longer periods.

**Returned IDPs** refers to those IDPs who were beneficiaries of UNHCR’s protection and assistance activities, and who returned to their area of origin or habitual residence between January and June 2016. In practice, however, operations may assist IDP returnees for longer periods.

**Persons under UNHCR’s statelessness mandate** are defined under international law as those not considered as nationals by any State under the operation of its law. In other words, they do not possess the nationality of any State. UNHCR statistics refer to persons who fall under the agency’s statelessness mandate as those who are stateless according to this international definition, but data from some countries may also include persons with undetermined nationality.

UNHCR has been given a global mandate by the United Nations General Assembly to contribute to the prevention and reduction of statelessness and to the protection of stateless persons. The agency also performs a specific function, under Article 11

of the 1961 Convention on the Reduction of Statelessness, in receiving claims from persons who may benefit from the statelessness safeguards contained in that Convention, and in assisting both those individuals and the States concerned to resolve these claims.

**Other groups or persons of concern** refers to individuals who do not necessarily fall directly into any of these groups but to whom UNHCR has extended its protection and/or assistance services, based on humanitarian or other special grounds. ●

<sup>19</sup> ‘Complementary protection’ refers to protection provided under national, regional, or international law to persons who do not qualify for protection under refugee law instruments but are in need of international protection because they are at risk of serious harm.

<sup>20</sup> ‘Temporary protection’ refers to arrangements developed to offer protection of a temporary nature, either until the situation in the country of origin improves and allows for a safe and dignified return, or until individual refugee or complementary protection status determination can be carried out.

<sup>21</sup> This term is descriptive in nature. It includes groups of people who are outside their country or territory of origin and who face protection risks similar to refugees but for whom refugee status has, for practical or other reasons, not been ascertained.

<sup>22</sup> See: United Nations Commission on Human Rights, *Report of the Representative of the Secretary-General, Mr. Francis M. Deng, submitted pursuant to Commission resolution 1997/39. Addendum: Guiding Principles on Internal Displacement*, 11 February 1998.

<sup>23</sup> This term is descriptive in nature. It includes groups who are inside their country of nationality or habitual residence and who face protection risks similar to IDPs but who, for practical or other reasons, could not be reported as such.



Refugees, asylum-seekers, internally displaced persons (IDPs), returnees (refugees and IDPs), stateless persons, and others of concern to UNHCR by country/territory of asylum  
 | mid-2016 (or latest available estimates)

All data are provisional and subject to change.

Country/ territory of asylum	REFUGEES					Returned refugees <sup>2</sup>	IDPs protected/ assisted by UNHCR, incl. people in IDP-like situations <sup>6</sup>	Returned IDPs <sup>7</sup>	Persons under UNHCR's statelessness mandate <sup>8</sup>	Others of concern to UN- HCR <sup>9</sup>	Total population of concern
	Refugees <sup>2</sup>	People in refugee- like situations <sup>3</sup>	Total refugees and people in refugee- like situations	Of whom assisted by UNHCR	Asylum- seekers (pending cases) <sup>4</sup>						
Afghanistan	54,920	-	54,920	54,620	97	8,315	1,323,391	-	-	126,351	1,513,074
Albania	110	-	110	110	1,277	-	-	-	7,439	-	8,826
Algeria <sup>10</sup>	94,219	-	94,219	90,214	5,608	-	-	-	-	-	99,827
Angola <sup>11</sup>	15,555	-	15,555	268	30,143	-	-	-	-	-	45,698
Anguilla	1	-	1	1	-	-	-	-	-	-	1
Antigua and Barbuda	15	-	15	15	-	-	-	-	-	-	15
Argentina	3,222	-	3,222	-	1,764	-	-	-	-	-	4,986
Armenia	3,319	15,532	18,851	8,031	54	-	-	-	421	-	19,326
Aruba	2	-	2	2	4	-	-	-	-	-	6
Australia <sup>12</sup>	36,648	-	36,648	-	21,505	-	-	-	-	-	58,153
Austria	82,217	-	82,217	-	83,229	-	-	-	929	-	166,375
Azerbaijan	1,251	-	1,251	1,251	259	-	618,220	-	3,585	-	623,315
Bahamas	11	-	11	11	17	-	-	-	11	86	125
Bahrain	271	-	271	271	79	-	-	-	-	-	350
Bangladesh <sup>13</sup>	33,019	200,000	233,019	33,019	-	-	-	-	-	-	233,019
Barbados	-	-	-	-	-	-	-	-	-	-	-
Belarus	2,136	-	2,136	870	136	-	-	-	5,635	-	7,907
Belgium	33,624	-	33,624	-	28,156	-	-	-	2,027	-	63,807
Belize	165	-	165	165	2,761	-	-	-	-	200	3,126
Benin	647	-	647	647	105	-	-	-	-	-	752
Bolivia (Plurinational State of)	778	-	778	110	2	-	-	-	-	-	780
Bonaire, Saint Eustatius and Saba	-	-	-	-	-	-	-	-	-	-	-
Bosnia and Herzegovina	6,782	-	6,782	6,782	12	-	98,324	-	63	52,437	157,618
Botswana	2,120	-	2,120	2,120	221	-	-	-	-	504	2,845
Brazil	9,077	-	9,077	496	25,739	-	-	-	4	6,264	41,084
British Virgin Islands	-	-	-	-	-	-	-	-	-	-	-
Brunei Darussalam	-	-	-	-	-	-	-	-	20,524	-	20,524
Bulgaria	17,008	-	17,008	17,008	16,647	-	-	-	67	-	33,722
Burkina Faso	32,544	-	32,544	32,544	138	-	-	-	-	-	32,682
Burundi	53,465	-	53,465	53,465	2,894	2,584	42,275	-	1,302	638	103,158
Cabo Verde	-	-	-	-	-	-	-	-	115	-	115
Cambodia	65	-	65	64	200	-	-	-	-	-	265
Cameroon	335,038	8,251	343,289	343,289	2,649	131	190,591	8,251	-	34	544,945
Canada <sup>14</sup>	135,888	-	135,888	-	19,951	-	-	-	-	-	155,839
Cayman Islands	13	-	13	4	61	-	-	-	-	-	74
Central African Rep.	11,473	-	11,473	10,734	403	6,604	391,433	60,553	-	-	470,466
Chad	386,050	-	386,050	386,050	2,263	1	74,000	-	-	50,000	512,314
Chile	1,890	-	1,890	34	1,780	-	-	-	-	-	3,670
China <sup>15</sup>	301,043	-	301,043	148	654	-	-	-	-	-	301,697
China, Hong Kong SAR	140	-	140	140	2,315	-	-	-	1	-	2,456
China, Macao SAR	-	-	-	-	6	-	-	-	-	-	6
Colombia	245	-	245	59	266	119	7,126,328	-	12	-	7,126,970
Comoros	-	-	-	-	-	-	-	-	-	-	-
Congo, Republic of	45,361	-	45,361	45,361	6,472	1	-	-	-	3,048	54,882
Costa Rica	3,785	-	3,785	3,785	4,605	-	-	-	1,756	-	10,146
Côte d'Ivoire <sup>16</sup>	1,895	-	1,895	1,895	627	17,160	308,272	-	695,000	57	1,023,011
Croatia	228	214	442	442	257	24	-	-	2,873	11,855	15,451
Cuba	333	-	333	219	22	-	-	-	-	-	355
Curaçao	47	-	47	47	43	-	-	-	-	-	90
Cyprus <sup>17</sup>	7,940	-	7,940	272	2,225	-	-	-	-	6,000	16,165
Czech Rep.	3,947	-	3,947	-	582	-	-	-	1,502	-	6,031
Dem. Rep. of the Congo <sup>18</sup>	382,561	-	382,561	274,509	1,200	19	1,722,082	43,000	-	14,474	2,163,336

...



Refugees, asylum-seekers, internally displaced persons (IDPs), returnees (refugees and IDPs), stateless persons, and others of concern to UNHCR by country/territory of asylum

I mid-2016 (or latest available estimates) (ctnd)

All data are provisional and subject to change.

Country/ territory of asylum <sup>1</sup>	REFUGEES					Returned refugees <sup>2</sup>	IDPs protected/ assisted by UNHCR, incl. people in IDP-like situations <sup>6</sup>	Returned IDPs <sup>7</sup>	Persons under UNHCR's statelessness mandate <sup>8</sup>	Others of concern to UN- HCR <sup>9</sup>	Total population of concern
	Refugees <sup>2</sup>	People in refugee- like situations <sup>3</sup>	Total refugees and people in refugee- like situations	Of whom assisted by UNHCR	Asylum- seekers (pending cases) <sup>4</sup>						
Denmark	30,699	-	30,699	-	10,941	-	-	-	6,580	-	48,220
Djibouti	16,696	-	16,696	16,696	3,091	-	-	-	-	106	19,893
Dominica	-	-	-	-	-	-	-	-	-	-	-
Dominican Rep. <sup>19</sup>	590	-	590	590	751	-	-	-	-	-	1,341
Ecuador <sup>20</sup>	53,191	68,344	121,535	-	11,583	-	-	-	-	-	133,118
Egypt	210,865	-	210,865	140,865	45,643	-	-	-	13	-	256,521
El Salvador	44	-	44	30	-	-	-	-	-	4,700	4,744
Equatorial Guinea	-	-	-	-	-	-	-	-	-	-	-
Eritrea	2,293	-	2,293	2,293	5	-	-	-	-	6	2,304
Estonia <sup>21</sup>	226	-	226	-	59	-	-	-	83,918	-	84,203
Ethiopia	742,725	-	742,725	742,725	2,290	2	-	-	-	668	745,685
Fiji	12	-	12	12	2	-	-	-	-	-	14
Finland	15,059	-	15,059	-	15,074	-	-	-	2,427	-	32,560
France	290,178	-	290,178	-	64,702	-	-	-	1,334	-	356,214
Gabon	913	-	913	913	1,980	-	-	-	-	-	2,893
Gambia	7,890	-	7,890	7,890	3	-	-	-	-	-	7,893
Georgia	1,430	618	2,048	2,048	644	-	270,855	-	602	-	274,149
Germany	478,581	-	478,581	-	561,159	-	-	-	12,387	-	1,052,127
Ghana	16,409	-	16,409	16,409	2,048	8,871	-	-	-	-	27,328
Greece	17,419	49,433	66,852	-	27,778	-	-	-	45	-	94,675
Grenada	1	-	1	1	-	-	-	-	-	-	1
Guatemala	239	-	239	49	196	-	-	-	-	1,400	1,835
Guinea	9,018	-	9,018	9,018	198	-	-	-	-	-	9,216
Guinea-Bissau <sup>22</sup>	8,684	-	8,684	8,684	123	-	-	-	-	-	8,807
Guyana	11	-	11	7	-	-	-	-	-	-	11
Haiti <sup>23</sup>	4	-	4	4	9	-	-	-	1,881	-	1,894
Honduras	23	-	23	5	24	-	174,000	-	-	2,200	176,247
Hungary	4,649	-	4,649	2,945	9,665	-	-	-	134	-	14,448
Iceland	231	-	231	-	126	-	-	-	131	-	488
India	202,185	-	202,185	28,164	8,916	-	-	-	-	-	211,101
Indonesia	6,590	-	6,590	6,590	7,248	-	-	-	-	-	13,838
Iran (Islamic Rep. of)	978,120	-	978,120	978,120	163	5	-	-	-	-	978,288
Iraq <sup>24</sup>	282,331	-	282,331	282,331	7,420	74	4,386,171	11,716	48,500	4	4,736,216
Ireland <sup>25</sup>	6,125	-	6,125	-	4,267	-	-	-	100	-	10,492
Israel	411	32,535	32,946	-	11,677	-	-	-	42	-	44,665
Italy	131,993	-	131,993	-	84,034	-	-	-	701	-	216,728
Jamaica	15	-	15	15	10	-	-	-	-	-	25
Japan <sup>26</sup>	2,462	-	2,462	372	16,324	-	-	-	603	-	19,389
Jordan <sup>27</sup>	691,769	-	691,769	691,769	29,660	-	-	-	-	-	721,429
Kazakhstan	691	-	691	691	184	-	-	-	8,360	-	9,235
Kenya	523,498	-	523,498	523,498	38,859	-	-	-	20,000	-	582,357
Kuwait	807	-	807	807	888	-	-	-	93,000	-	94,695
Kyrgyzstan	339	-	339	339	125	-	-	-	7,763	-	8,227
Lao People's Dem. Rep.	-	-	-	-	-	-	-	-	-	-	-
Latvia <sup>28</sup>	253	-	253	-	143	-	-	-	252,195	-	252,591
Lebanon	1,035,701	-	1,035,701	1,035,701	13,711	1	-	-	-	4,827	1,054,240
Lesotho	41	-	41	-	2	-	-	-	-	-	43
Liberia	20,560	-	20,560	20,560	24	-	-	-	1	1,479	22,064
Libya	9,300	-	9,300	9,300	28,302	-	285,709	149,160	-	-	472,471
Liechtenstein	154	-	154	-	100	-	-	-	-	-	254
Lithuania	1,121	-	1,121	-	76	-	-	-	3,466	-	4,663
Luxembourg	1,537	-	1,537	-	2,529	-	-	-	85	-	4,151
Madagascar	10	-	10	10	56	-	-	-	-	-	66
Malawi	8,643	-	8,643	8,643	17,054	-	-	-	-	-	25,697

•••

Refugees, asylum-seekers, internally displaced persons (IDPs), returnees (refugees and IDPs), stateless persons, and others of concern to UNHCR by country/territory of asylum  
I mid-2016 (or latest available estimates) (ctnd)

All data are provisional and subject to change.

Country/ territory of asylum	REFUGEES					Returned refugees <sup>2</sup>	IDPs protected/ assisted by UNHCR, incl. people in IDP-like situations <sup>6</sup>	Returned IDPs <sup>7</sup>	Persons under UNHCR's statelessness mandate <sup>4</sup>	Others of concern to UN- HCR <sup>3</sup>	Total population of concern
	Refugees <sup>2</sup>	People in refugee- like situations <sup>3</sup>	Total refugees and people in refugee- like situations	Of whom assisted by UNHCR	Asylum- seekers (pending cases) <sup>5</sup>						
Malaysia <sup>29</sup>	92,413	111	92,524	92,524	54,450	-	-	-	11,641	80,000	238,615
Mali	17,923	-	17,923	17,923	283	5,978	37,801	28,777	-	-	90,762
Malta	7,684	-	7,684	600	442	-	-	-	-	-	8,126
Mauritania	42,590	26,000	68,590	42,590	407	-	-	-	-	-	68,997
Mauritius	-	-	-	-	-	-	-	-	-	-	-
Mexico	4,363	-	4,363	605	1,514	-	-	-	13	-	5,890
Micronesia (Federated States of)	3	-	3	3	1	-	-	-	-	-	4
Monaco	32	-	32	-	-	-	-	-	-	-	32
Mongolia	14	-	14	14	1	-	-	-	6	3	24
Montenegro	1,637	-	1,637	1,539	12	-	-	-	3,250	11,150	16,049
Montserrat	-	-	-	-	-	-	-	-	-	-	-
Morocco	4,329	-	4,329	4,329	2,069	-	-	-	-	-	6,398
Mozambique	5,627	-	5,627	3,143	18,336	-	-	-	-	2	23,965
Myanmar <sup>30</sup>	-	-	-	-	1	3	452,747	1,346	938,000	-	1,392,097
Namibia	1,776	-	1,776	1,569	1,289	5	-	-	-	1,710	4,780
Nauru <sup>31</sup>	506	-	506	-	290	-	-	-	-	-	796
Nepal <sup>32</sup>	30,277	-	30,277	14,762	23	-	-	-	-	351	30,651
Netherlands	99,155	-	99,155	-	15,148	-	-	-	1,951	-	116,254
New Zealand	1,413	-	1,413	-	266	-	-	-	-	-	1,679
Nicaragua	331	-	331	165	298	-	-	-	1	2	632
Niger	143,538	-	143,538	143,538	62	-	127,208	10,129	-	31,524	312,461
Nigeria	1,243	-	1,243	1,243	469	17,293	2,087,336	331,152	-	-	2,437,493
Norway	53,909	-	53,909	-	16,765	-	-	-	2,561	-	73,235
Oman	321	-	321	321	275	-	-	-	-	-	596
Pakistan	1,576,771	-	1,576,771	1,576,771	9,250	3	847,368	305,970	-	-	2,739,362
Palau	-	-	-	-	1	-	-	-	-	-	1
Panama	2,338	15,000	17,338	2,031	4,200	-	-	-	2	-	21,540
Papua New Guinea	5,071	4,581	9,652	-	68	-	-	-	-	-	9,720
Paraguay	181	-	181	24	42	-	-	-	-	-	223
Peru	1,570	-	1,570	58	909	-	-	-	-	-	2,479
Philippines <sup>33</sup>	356	-	356	144	190	-	38,417	193,055	8,084	68	240,170
Poland	12,912	-	12,912	-	-	-	-	-	10,825	-	23,737
Portugal	1,055	-	1,055	-	751	-	-	-	14	-	1,820
Qatar	148	-	148	148	121	-	-	-	1,200	-	1,469
Rep. of Korea	1,532	-	1,532	163	6,295	-	-	-	197	-	8,024
Rep. of Moldova	433	-	433	433	124	-	-	-	4,901	-	5,458
Romania	2,608	-	2,608	197	309	-	-	-	251	-	3,168
Russian Federation <sup>34</sup>	314,507	-	314,507	7,071	2,088	30	-	-	101,813	-	418,438
Rwanda	150,611	-	150,611	150,611	430	2,943	-	-	-	1,080	155,064
Saint Kitts and Nevis	-	-	-	-	-	-	-	-	-	-	-
Saint Lucia	2	-	2	2	1	-	-	-	-	-	3
Saint Vincent and the Grenadines	-	-	-	-	-	-	-	-	-	-	-
Samoa	-	-	-	-	3	-	-	-	-	-	3
Sao Tome and Principe	-	-	-	-	-	-	-	-	-	-	-
Saudi Arabia	124	7	131	131	34	-	-	-	70,000	-	70,165
Senegal	14,453	-	14,453	14,453	3,161	-	-	-	-	-	17,614
Serbia and Kosovo: S/RES/1244 (1999)	29,493	-	29,493	3,429	321	22	219,854	175	2,700	1,500	254,065
Sierra Leone	765	-	765	442	17	-	-	-	-	-	782
Singapore	-	-	-	-	-	-	-	-	-	1	1
Sint Maarten (Dutch part)	3	-	3	-	5	-	-	-	-	-	8
Slovakia	978	-	978	-	23	-	-	-	1,523	128	2,652
Slovenia	350	-	350	-	257	-	-	-	4	-	611

...

Refugees, asylum-seekers, internally displaced persons (IDPs), returnees (refugees and IDPs), stateless persons, and others of concern to UNHCR by country/territory of asylum

I mid-2016 (or latest available estimates) (ctnd)

All data are provisional and subject to change.

Country/ territory of asylum	REFUGEES					Returned refugees <sup>2</sup>	IDPs protected/ assisted by UNHCR, incl. people in IDP-like situations <sup>5</sup>	Returned IDPs <sup>7</sup>	Persons under UNHCR's statelessness mandate <sup>4</sup>	Others of concern to UN- HCR <sup>3</sup>	Total population of concern
	Refugees <sup>2</sup>	People in refugee- like situations <sup>3</sup>	Total refugees and people in refugee- like situations	Of whom assisted by UNHCR	Asylum- seekers (pending cases) <sup>4</sup>						
Solomon Islands	3	-	3	3	-	-	-	-	-	-	3
Somalia	10,027	-	10,027	10,027	11,479	13,859	1,133,000	-	-	71	1,168,436
South Africa <sup>35</sup>	122,392	-	122,392	12,911	1,079,482	-	-	-	-	-	1,201,874
South Sudan <sup>36</sup>	263,752	-	263,752	263,752	1,230	18	905,000	1,061,226	-	-	2,231,226
Spain	9,510	-	9,510	-	18,695	-	-	-	609	-	28,814
Sri Lanka <sup>37</sup>	764	-	764	764	555	338	33,436	9,079	-	-	44,172
State of Palestine	-	-	-	-	-	-	-	-	-	-	-
Sudan	351,450	-	351,450	351,450	13,982	32,526	3,218,234	-	-	3,383	3,619,575
Suriname	2	-	2	2	7	-	-	-	-	-	9
Swaziland	721	-	721	187	332	7	-	-	-	2	1,062
Sweden	186,404	-	186,404	-	131,073	-	-	-	31,062	-	348,539
Switzerland	78,041	-	78,041	-	32,003	-	-	-	73	-	110,117
Syrian Arab Rep. <sup>38</sup>	20,323	-	20,323	20,323	8,609	6,031	6,563,462	-	160,000	10,085	6,768,510
Tajikistan	2,485	-	2,485	1,518	409	-	-	-	18,883	-	21,777
Thailand <sup>39</sup>	53,955	53,116	107,071	107,071	7,825	-	-	-	438,821	343	554,060
The former Yugoslav Republic of Macedonia	508	180	688	688	83	-	-	-	640	-	1,411
Timor-Leste	-	-	-	-	-	-	-	-	-	6	6
Togo	13,083	-	13,083	7,509	724	5	-	-	-	-	13,812
Tonga	-	-	-	-	-	-	-	-	-	-	-
Trinidad and Tobago	88	-	88	88	110	-	-	-	-	7	205
Tunisia	688	-	688	688	38	1	-	-	-	3	730
Turkey <sup>40</sup>	2,773,827	-	2,773,827	2,773,827	231,694	-	-	-	780	-	3,006,301
Turkmenistan	26	-	26	26	-	-	-	-	7,125	-	7,151
Turks and Caicos Islands	4	-	4	4	-	-	-	-	-	-	4
Uganda	512,623	-	512,623	512,623	34,440	-	-	-	-	180,000	727,063
Ukraine <sup>41</sup>	3,241	-	3,241	384	6,424	3	1,600,000	-	35,168	-	1,644,836
United Arab Emirates	773	-	773	773	492	-	-	-	-	-	1,265
United Kingdom	117,176	-	117,176	-	34,445	-	-	-	60	-	151,681
United Rep. of Tanzania	230,229	-	230,229	208,002	3,223	6	-	-	-	168,662	402,120
United States of America <sup>42</sup>	272,267	-	272,267	-	344,211	-	-	-	-	-	616,478
Uruguay	306	-	306	98	171	-	-	-	-	-	477
Uzbekistan <sup>43</sup>	28	-	28	28	-	2	-	-	86,703	-	86,733
Vanuatu	-	-	-	-	-	-	-	-	-	-	-
Venezuela (Bolivarian Republic of)	6,939	167,060	173,999	34,619	235	-	-	-	-	-	174,234
Viet Nam	-	-	-	-	-	-	-	-	11,000	-	11,000
Yemen	268,486	-	268,486	118,754	10,852	1	2,139,268	952,800	-	11	3,371,418
Zambia	28,035	-	28,035	28,035	2,904	-	-	-	-	24,374	55,313
Zimbabwe <sup>44</sup>	6,903	-	6,903	6,903	303	6	-	-	300,000	1,351	308,563
<b>Total</b>	<b>15,874,208</b>	<b>640,982</b>	<b>16,515,190</b>	<b>12,449,199</b>	<b>3,414,325</b>	<b>122,991</b>	<b>36,414,782</b>	<b>3,166,389</b>	<b>3,537,395</b>	<b>803,155</b>	<b>63,974,227</b>

...

Refugees, asylum-seekers, internally displaced persons (IDPs), returnees (refugees and IDPs), stateless persons, and others of concern to UNHCR by country/territory of asylum

I mid-2016 (or latest available estimates) (ctnd)

All data are provisional and subject to change.

Country/ territory of asylum	REFUGEES					Returned refugees <sup>2</sup>	IDPs protected/ assisted by UNHCR, incl. people in IDP-like situations <sup>6</sup>	Returned IDPs <sup>7</sup>	Persons under UNHCR's statelessness mandate <sup>4</sup>	Others of concern to UN- HCR <sup>5</sup>	Total population of concern
	Refugees <sup>2</sup>	People in refugee- like situations <sup>3</sup>	Total refugees and people in refugee- like situations	Of whom assisted by UNHCR	Asylum- seekers (pending cases) <sup>1</sup>						
<b>UNHCR-Bureaux</b>											
- Central Africa- Great Lakes	1,209,651	8,251	1,217,902	1,086,884	19,251	12,288	2,346,381	111,804	1,302	187,936	3,896,864
- East and Horn of Africa	2,809,114	-	2,809,114	2,809,114	107,639	46,406	5,330,234	1,061,226	20,000	234,234	9,608,853
- Southern Africa	191,823	-	191,823	63,789	1,150,122	18	-	-	300,000	27,943	1,669,906
- Western Africa	288,652	-	288,652	282,755	7,982	49,307	2,560,617	370,058	695,116	33,060	4,004,792
<b>Total Africa</b>	<b>4,499,240</b>	<b>8,251</b>	<b>4,507,491</b>	<b>4,242,542</b>	<b>1,284,994</b>	<b>108,019</b>	<b>10,237,232</b>	<b>1,543,088</b>	<b>1,016,418</b>	<b>483,173</b>	<b>19,180,415</b>
Asia and Pacific	3,381,851	257,808	3,639,659	2,896,070	137,367	8,666	2,695,359	509,450	1,557,711	207,123	8,755,335
Middle East and North Africa	2,663,456	58,542	2,721,998	2,439,315	165,885	6,108	13,374,610	1,113,676	372,755	14,930	17,769,962
Europe	4,831,677	65,977	4,897,654	2,827,927	1,404,788	79	2,807,253	175	586,831	83,070	9,779,850
Americas	497,984	250,404	748,388	43,345	421,291	119	7,300,328	-	3,680	14,859	8,488,665
<b>Total</b>	<b>15,874,208</b>	<b>640,982</b>	<b>16,515,190</b>	<b>12,449,199</b>	<b>3,414,325</b>	<b>122,991</b>	<b>36,414,782</b>	<b>3,166,389</b>	<b>3,537,395</b>	<b>803,155</b>	<b>63,974,227</b>
<b>UN major regions</b>											
Africa	4,861,231	34,251	4,895,482	4,530,528	1,367,061	108,020	10,522,941	1,692,248	1,016,431	483,176	20,085,359
Asia	8,427,427	301,919	8,729,346	7,832,810	433,925	14,773	16,673,335	1,473,966	1,935,841	228,050	29,489,236
Europe	2,043,910	49,827	2,093,737	42,498	1,169,912	79	1,918,178	175	581,443	77,070	5,840,594
Latin America and the Caribbean	89,829	250,404	340,233	43,345	57,129	119	7,300,328	-	3,680	14,859	7,716,348
Northern America	408,155	-	408,155	-	364,162	-	-	-	-	-	772,317
Oceania	43,656	4,581	48,237	18	22,136	-	-	-	-	-	70,373
<b>Total</b>	<b>15,874,208</b>	<b>640,982</b>	<b>16,515,190</b>	<b>12,449,199</b>	<b>3,414,325</b>	<b>122,991</b>	<b>36,414,782</b>	<b>3,166,389</b>	<b>3,537,395</b>	<b>803,155</b>	<b>63,974,227</b>



**Notes**

The data are generally provided by Governments, based on their own definitions and methods of data collection.

A dash (“-”) indicates that the value is zero, not available or not applicable. All data are provisional and subject to change.

- 1 Country or territory of asylum or residence.
- 2 Persons recognized as refugees under the 1951 UN Convention/1967 Protocol, the 1969 OAU Convention, in accordance with the UNHCR Statute, persons granted a complementary form of protection and those granted temporary protection. In the absence of Government figures, UNHCR has estimated the refugee population in many industrialized countries based on 10 years of individual asylum-seeker recognition.
- 3 This category is descriptive in nature and includes groups of persons who are outside their country or territory of origin and who face protection risks similar to those of refugees, but for whom refugee status has, for practical or other reasons, not been ascertained.
- 4 Persons whose application for asylum or refugee status is pending at any stage in the asylum procedure.
- 5 Refugees who have returned to their place of origin during the first half of 2016. Source: country of origin and asylum.
- 6 Persons who are displaced within their country and to whom UNHCR extends protection and/or assistance. It also includes people in IDP-like situations. This category is descriptive in nature and includes groups of persons who are inside their country of nationality or habitual residence and who face protection risks similar to those of IDPs but who, for practical or other reasons, could not be reported as such.
- 7 IDPs protected/assisted by UNHCR who have returned to their place of origin during the first half of 2016.
- 8 Refers to persons who are not considered as nationals by any State under the operation of its law. This category refers to persons who fall under the agency’s statelessness mandate because they are stateless according to this international definition, but data from some countries may also include persons with undetermined nationality.
- 9 Refers to individuals who do not necessarily fall directly into any of the other groups but to whom UNHCR may extend its protection and/or assistance services. These activities might be based on humanitarian or other special grounds.
- 10 According to the Government of Algeria, there are an estimated 165,000 Sahrawi refugees in the Tindouf camps.
- 11 All figures relate to the end of 2015.
- 12 Australia’s figures for asylum-seekers are based on the number of applications lodged for protection visas.
- 13 The refugee population includes 200,000 persons originating from Myanmar in a refugee-like situation. The Government of Bangladesh estimates the population to be between 300,000 and 500,000.
- 14 Refugee figure relates to the end of 2015.
- 15 The 300,000 Vietnamese refugees are well integrated and in practice receive protection from the Government of China.
- 16 The statelessness figure is based on a Government estimate of individuals who themselves or whose parents or grandparents migrated to Côte d’Ivoire before or just after independence and who did not establish their nationality at independence or before the nationality law changed in 1972. The estimate is derived in part from cases denied voter registration in 2010 because electoral authorities could not determine their nationality at the time. The estimation is adjusted to reflect the number of persons who acquired nationality through the special ‘acquisition of nationality by declaration’ procedure by mid-2015. The estimate does not include individuals of unknown parentage who were abandoned as children and who are not considered as nationals under Ivorian law.
- 17 UNHCR’s assistance activities for IDPs in Cyprus ended in 1999. Visit the website of the Internal Displacement Monitoring Centre (IDMC) for further information.
- 18 The figure of 245,000 Rwandan refugees is provided by the Government of the Democratic Republic of the Congo.
- 19 UNHCR is currently working with the authorities and other actors to determine the size of the population that found an effective nationality solution under Law 169-14. Since the adoption of Law 169-14 in May 2014, important steps have been taken by the Dominican Republic to confirm Dominican nationality through the validation of birth certificates of individuals born in the country to two migrant parents. Thousands of individuals also are believed to have been issued their Dominican civil documents in the first half of 2016, although an official figure was not available for this report.
- 20 All figures relate to the end of 2015.
- 21 Almost all people recorded as being stateless have permanent residence and enjoy more rights than foreseen in the 1954 Convention relating to the Status of Stateless Persons.
- 22 Refugee figure relates to the end of 2014.
- 23 Figure refers to individuals without a nationality who were born in the Dominican Republic prior to January 2010 and who were identified by UNHCR in Haiti since June 2015.
- 24 Pending a more accurate study into stateless in Iraq, the estimate of stateless persons in Iraq has been adjusted to reflect the reduction of statelessness in line with Law 26 of 2006, which allows stateless persons to apply for nationality in certain circumstances.
- 25 Refugee figure relates to the end of 2015.
- 26 Figures are UNHCR estimates.
- 27 Includes 33,200 Iraqi refugees registered with UNHCR in Jordan. The Government estimated the number of Iraqis at 400,000 individuals at the end of March 2015. This includes refugees and other categories of Iraqis.
- 28 The figure for persons under UNHCR’s statelessness mandate includes persons covered by two separate Laws. 178 fall under the Republic of Latvia’s Law on stateless persons on 17 February 2004, which replaced the Law on the Status of stateless persons in the Republic of Latvia of 18 February 1999, and which determines the legal status of persons who are not considered as citizens by the legislation of any State and whose status is not determined by the 25th April 1995 Law (quoted below). 252,017 of the persons reported in this table fall under the Republic of Latvia’s 25 April 1995 Law on the Status of Those Former USSR Citizens who are not Citizens of Latvia or of Any Other State, and are granted a transitional legal status to permanently residing persons (non-citizens) which entitles them to a set of rights and obligations generally beyond the minimum rights prescribed by the 1954 Convention relating to the Status of stateless persons. The non-citizens enjoy the right to reside in Latvia *ex lege* and the right to acquire citizenship through registration and/or naturalisation (depending on age). A number of measures have been taken by the Latvian Government to facilitate their acquisition of citizenship; nonetheless, some non-citizens have chosen not to pursue naturalization. Some may have acquired a nationality other than Latvian nationality; however in the absence of reliable data in this regard, UNHCR includes in its statistical reporting the full number of non-citizens reported by Latvia.
- 29 The updated statelessness figure is based on a registration exercise undertaken by a local NGO with technical support from UNHCR in West Malaysia. By mid-2016 700 persons of those registered acquired nationality.
- 30 This figure is an estimate of stateless persons in Rakhine State derived from the 2014 census. It does not include an estimated 151,566 stateless IDPs, persons in an IDP-like situation who are also of concern under the statelessness mandate because they are already included within the figures on IDPs.
- 31 Refugee figure relates to the end of 2015.
- 32 Various studies estimate that a large number of individuals lack citizenship certificates in Nepal. While these individuals are not all necessarily stateless, UNHCR has been working closely with the Government of Nepal and partners to address this situation.
- 33 The updated statelessness figure is based on a registration exercise covering 24 municipalities that has taken place between 2014 and 2016 and also reflects that 664 of the registered group had their nationality confirmed in March 2016.
- 34 The statelessness figure refers to the census figure from 2010 adjusted to reflect the number of stateless persons who acquired nationality in 2011-2015. The figure includes 12,881 stateless persons holding a temporary or a permanent residence permit in 2015.
- 35 An adjustment to 2014 end of year figures in particular for the number of asylum applications pending on appeal and review has resulted in a substantially higher figure for numbers of asylum seekers reported in South Africa for 2015. It should be noted that the current legal framework in South Africa does not enable the withdrawal (whether explicit or implicit) of asylum applications lodged.
- 36 IDP figure in South Sudan includes 105,000 people who are in an IDP-like situation.
- 37 The statistics of the remaining IDPs at the end of 2015, while provided by the Government authorities at the district level, are being reviewed by the central authorities. Once this review has been concluded, the statistics will be changed accordingly.
- 38 Refugee figure for Iraqis and the figure for stateless persons in the Syrian Arab Republic was a Government estimate. UNHCR has registered and is assisting 17,300 Iraqis refugees during the first half of 2016.
- 39 Updated statelessness figure from the Royal Thai Government. The decrease includes the granting of Thai nationality to over 23,000 stateless people between the beginning of 2012 and mid-2016.
- 40 Refugee figure for Syrians in Turkey is a Government estimate.
- 41 IDP figure in Ukraine includes 800,000 people who are in an IDP-like situation.
- 42 The refugee figure for the United States of America is currently under review, which may lead to an adjustment in future reports.
- 43 Figure of stateless persons refers to those with permanent residence reported in 2010 by the Government. Information on other categories of stateless persons is not available.
- 44 Figure of stateless persons is an estimate and currently under review.

Source: UNHCR/Governments.

Refugees, asylum-seekers, internally displaced persons (IDPs), returnees (refugees and IDPs), stateless persons, and others of concern to UNHCR by origin | mid-2016 (or latest available estimates)

All data are provisional and subject to change.

Origin <sup>1</sup>	REFUGEES					Returned refugees <sup>5</sup>	IDPs protected/assisted by UNHCR, incl. people in IDP-like situations <sup>6</sup>	Returned IDPs <sup>7</sup>	Persons under UNHCR's statelessness mandate <sup>8</sup>	Others of concern to UNHCR <sup>9</sup>	Total population of concern
	Refugees <sup>2</sup>	People in refugee-like situations <sup>3</sup>	Total refugees and people in refugee-like situations	of whom: UNHCR-assisted	Asylum-seekers (pending cases) <sup>4</sup>						
Afghanistan	2,685,784	12,526	2,698,310	2,548,967	348,899	8,315	1,323,391	-	-	127,351	4,506,266
Albania	11,113	-	11,113	-	26,229	-	-	-	-	1	37,343
Algeria	3,622	-	3,622	76	7,209	-	-	-	-	9	10,840
Andorra	4	-	4	-	3	-	-	-	-	-	7
Angola	11,784	-	11,784	1,245	4,207	-	-	-	-	35,950	51,941
Anguilla	1	-	1	-	-	-	-	-	-	-	1
Antigua and Barbuda	55	-	55	-	33	-	-	-	-	-	88
Argentina	186	-	186	2	158	-	-	-	-	-	344
Armenia	11,049	-	11,049	64	9,330	-	-	-	-	14	20,393
Australia	21	-	21	-	13	-	-	-	-	-	34
Austria	4	-	4	-	7	-	-	-	-	-	11
Azerbaijan	9,628	1,532	11,160	3,059	5,959	-	618,220	-	-	-	635,339
Bahamas	218	-	218	-	98	-	-	-	-	-	316
Bahrain	424	-	424	20	105	-	-	-	-	-	529
Bangladesh	14,306	1	14,307	185	30,030	-	-	-	-	17	44,354
Barbados	102	-	102	-	45	-	-	-	-	-	147
Belarus	4,021	-	4,021	13	1,605	-	-	-	-	-	5,626
Belgium	57	-	57	-	18	-	-	-	-	1	76
Belize	52	-	52	-	125	-	-	-	-	200	377
Benin	435	-	435	7	1,329	-	-	-	-	7	1,771
Bermuda	-	-	-	-	1	-	-	-	-	-	1
Bhutan	15,328	-	15,328	14,239	240	-	-	-	-	-	15,568
Bolivia (Plurinational State of)	583	-	583	10	399	-	-	-	-	-	982
Bosnia and Herzegovina	18,359	21	18,380	1,008	3,933	-	98,324	-	-	52,439	173,076
Botswana	308	-	308	-	125	-	-	-	-	-	433
Brazil	890	-	890	2	2,691	-	-	-	-	-	3,581
British Virgin Islands	-	-	-	-	-	-	-	-	-	-	-
Brunei Darussalam	-	-	-	-	6	-	-	-	-	-	6
Bulgaria	1,202	-	1,202	2	237	-	-	-	-	1	1,440
Burkina Faso	2,283	-	2,283	14	3,527	-	-	-	-	1	5,811
Burundi	335,232	-	335,232	303,745	26,511	2,584	42,275	-	-	163,873	570,475
Cabo Verde	21	-	21	-	107	-	-	-	-	-	128
Cambodia	12,677	5	12,682	187	541	-	-	-	-	-	13,223
Cameroon	10,615	-	10,615	269	9,511	131	190,591	8,251	-	28	219,127
Canada	80	-	80	1	62	-	-	-	-	1	143
Cayman Islands	6	-	6	-	-	-	-	-	-	-	6
Central African Rep.	473,317	-	473,317	470,838	10,538	6,604	391,433	60,553	-	20,929	963,374
Chad	14,334	-	14,334	11,429	3,085	1	74,000	-	-	30,003	121,423
Chile	555	-	555	6	182	-	-	-	-	-	737
China	212,357	-	212,357	250	64,057	-	-	-	-	1	276,415
China, Hong Kong SAR	33	-	33	-	82	-	-	-	-	-	115
China, Macao SAR	5	-	5	-	12	-	-	-	-	-	17
Colombia	89,832	249,404	339,236	38,525	9,157	119	7,126,328	-	-	-	7,474,840
Comoros	571	-	571	1	258	-	-	-	-	-	829
Congo, Republic of	14,806	-	14,806	1,940	4,285	1	-	-	-	98	19,190
Cook Islands	1	-	1	-	-	-	-	-	-	-	1
Costa Rica	380	-	380	3	261	-	-	-	-	-	641
Côte d'Ivoire	55,324	-	55,324	42,737	16,141	17,160	308,272	-	-	42	396,939
Croatia <sup>10</sup>	27,780	-	27,780	9,218	356	24	-	-	-	11,855	40,015
Cuba	5,831	1,000	6,831	484	3,682	-	-	-	-	75	10,588
Curaçao	35	-	35	-	-	-	-	-	-	-	35
Cyprus <sup>11</sup>	3	-	3	-	7	-	-	-	-	-	10

...

Refugees, asylum-seekers, internally displaced persons (IDPs), returnees (refugees and IDPs), stateless persons, and others of concern to UNHCR by origin | mid-2016 (or latest available estimates) (ctnd)

All data are provisional and subject to change.

Origin <sup>1</sup>	REFUGEES					Returned refugees <sup>5</sup>	IDPs protected/assisted by UNHCR, incl. people in IDP-like situations <sup>6</sup>	Returned IDPs <sup>7</sup>	Persons under UNHCR's statelessness mandate <sup>8</sup>	Others of concern to UNHCR <sup>9</sup>	Total population of concern
	Refugees <sup>2</sup>	People in refugee-like situations <sup>3</sup>	Total refugees and people in refugee-like situations	of whom: UNHCR-assisted	Asylum-seekers (pending cases) <sup>4</sup>						
Czech Rep.	1,272	-	1,272	-	214	-	-	-	-	-	1,486
Dem. People's Rep. of Korea	1,081	-	1,081	74	453	-	-	-	-	-	1,534
Dem. Rep. of the Congo	535,866	208	536,074	463,188	78,090	19	1,722,082	43,000	-	8,796	2,388,061
Denmark	9	-	9	-	15	-	-	-	-	1	25
Djibouti	1,113	-	1,113	86	616	-	-	-	-	2	1,731
Dominica	36	-	36	-	41	-	-	-	-	-	77
Dominican Rep.	400	-	400	7	2,121	-	-	-	-	-	2,521
Ecuador	1,098	-	1,098	18	12,086	-	-	-	-	-	13,184
Egypt	18,672	-	18,672	298	12,863	-	-	-	-	48	31,583
El Salvador	16,929	-	16,929	1,008	43,627	-	-	-	-	4,700	65,256
Equatorial Guinea	145	-	145	6	132	-	-	-	-	-	277
Eritrea	407,956	27,679	435,635	270,298	58,258	-	-	-	-	236	494,129
Estonia	316	-	316	1	53	-	-	-	-	-	369
Ethiopia	87,020	-	87,020	43,297	79,801	2	-	-	-	602	167,425
Fiji	857	-	857	4	444	-	-	-	-	-	1,301
Finland	8	-	8	-	6	-	-	-	-	-	14
France	91	-	91	-	99	-	-	-	-	-	190
French Guiana	1	-	1	-	-	-	-	-	-	-	1
Gabon	181	-	181	3	297	-	-	-	-	-	478
Gambia	10,070	-	10,070	103	16,500	-	-	-	-	-	26,570
Georgia	7,306	-	7,306	396	9,583	-	270,855	-	-	-	287,744
Germany	155	-	155	1	112	-	-	-	-	2	269
Ghana	14,766	-	14,766	4,057	10,945	8,871	-	-	-	5	34,587
Gibraltar	2	-	2	-	-	-	-	-	-	-	2
Greece	113	-	113	-	82	-	-	-	-	-	195
Grenada	271	-	271	-	62	-	-	-	-	-	333
Guadeloupe	-	-	-	-	6	-	-	-	-	-	6
Guatemala	11,275	-	11,275	96	34,421	-	-	-	-	1,400	47,096
Guinea	16,760	-	16,760	197	20,030	-	-	-	-	1	36,791
Guinea-Bissau	1,573	-	1,573	15	2,022	-	-	-	-	-	3,595
Guyana	505	-	505	-	293	-	-	-	-	-	798
Haiti	33,258	-	33,258	628	12,224	-	-	-	-	6,264	51,746
Holy See (the)	-	-	-	-	-	-	-	-	-	-	-
Honduras	8,559	-	8,559	468	25,581	-	174,000	-	-	2,200	210,340
Hungary	1,428	-	1,428	2	1,705	-	-	-	-	3	3,136
Iceland	-	-	-	-	4	-	-	-	-	-	4
India	9,831	-	9,831	14	27,880	-	-	-	-	344	38,055
Indonesia	8,915	4,674	13,589	774	2,667	-	-	-	-	3	16,259
Iran (Islamic Rep. of)	88,608	-	88,608	15,735	73,428	5	-	-	-	7	162,048
Iraq <sup>12</sup>	273,391	6,564	279,955	127,315	281,842	74	4,386,171	11,716	-	10,103	4,969,861
Ireland	9	-	9	-	42	-	-	-	-	-	51
Israel	793	-	793	1	488	-	-	-	-	-	1,281
Italy	68	-	68	1	153	-	-	-	-	-	221
Jamaica	1,942	-	1,942	11	1,015	-	-	-	-	-	2,957
Japan	87	-	87	-	69	-	-	-	-	-	156
Jordan	1,903	-	1,903	131	2,173	-	-	-	-	86	4,162
Kazakhstan	2,345	-	2,345	20	1,876	-	-	-	-	-	4,221
Kenya	7,972	1	7,973	3,573	3,762	-	-	-	-	15	11,750
Kiribati	2	-	2	-	8	-	-	-	-	-	10
Kuwait	932	-	932	29	703	-	-	-	-	-	1,635
Kyrgyzstan	2,578	-	2,578	270	2,276	-	-	-	-	-	4,854
Lao People's Dem. Rep.	7,311	-	7,311	3	156	-	-	-	-	-	7,467

...

Refugees, asylum-seekers, internally displaced persons (IDPs), returnees (refugees and IDPs), stateless persons, and others of concern to UNHCR by origin | mid-2016 (or latest available estimates) (ctnd)

All data are provisional and subject to change.

Origin <sup>1</sup>	REFUGEES					Returned refugees <sup>5</sup>	IDPs protected/assisted by UNHCR, incl. people in IDP-like situations <sup>6</sup>	Returned IDPs <sup>7</sup>	Persons under UNHCR's statelessness mandate <sup>8</sup>	Others of concern to UNHCR <sup>9</sup>	Total population of concern
	Refugees <sup>2</sup>	People in refugee-like situations <sup>3</sup>	Total refugees and people in refugee-like situations	of whom: UNHCR-assisted	Asylum-seekers (pending cases) <sup>4</sup>						
Latvia	183	-	183	7	100	-	-	-	-	-	283
Lebanon	4,487	-	4,487	114	8,253	1	-	-	-	-	12,741
Lesotho	17	-	17	-	943	-	-	-	-	-	960
Liberia	8,384	7	8,391	4,755	2,691	-	-	-	-	9	11,091
Libya	6,999	-	6,999	180	6,475	-	285,709	149,160	-	8	448,351
Liechtenstein	-	-	-	-	-	-	-	-	-	-	-
Lithuania	134	-	134	1	71	-	-	-	-	-	205
Luxembourg	2	-	2	-	-	-	-	-	-	-	2
Madagascar	292	-	292	3	169	-	-	-	-	4	465
Malawi	435	-	435	4	4,992	-	-	-	-	-	5,427
Malaysia	447	-	447	-	4,035	-	-	-	-	-	4,482
Maldives	46	-	46	6	29	-	-	-	-	-	75
Mali	149,930	-	149,930	134,262	10,631	5,978	37,801	28,777	-	20	233,137
Malta	1	-	1	-	3	-	-	-	-	-	4
Marshall Islands	9	-	9	-	6	-	-	-	-	-	15
Mauritania	36,492	-	36,492	29,040	7,551	-	-	-	-	4	44,047
Mauritius	112	-	112	-	273	-	-	-	-	-	385
Mexico	11,960	-	11,960	19	53,844	-	-	-	-	-	65,804
Monaco	3	-	3	-	1	-	-	-	-	-	4
Mongolia	2,246	-	2,246	-	3,584	-	-	-	-	3	5,833
Montenegro	664	-	664	4	1,964	-	-	-	-	-	2,628
Morocco	2,033	-	2,033	61	6,521	-	-	-	-	8	8,562
Mozambique	57	-	57	4	3,680	-	-	-	-	2	3,739
Myanmar <sup>13</sup>	197,982	253,122	451,104	243,208	53,059	3	452,747	1,346	-	348	958,607
Namibia	1,290	-	1,290	927	136	5	-	-	-	41	1,472
Nepal	9,056	1	9,057	25	8,512	-	-	-	-	-	17,569
Netherlands	73	-	73	-	28	-	-	-	-	-	101
New Zealand	20	-	20	-	11	-	-	-	-	1	32
Nicaragua	1,466	-	1,466	628	1,780	-	-	-	-	-	3,246
Niger	1,246	-	1,246	450	903	-	127,208	10,129	-	31,525	171,011
Nigeria	173,043	8,251	181,294	156,320	57,897	17,293	2,087,336	331,152	-	20	2,674,992
Niue	19	-	19	-	11	-	-	-	-	-	30
Norfolk Island	1	-	1	-	-	-	-	-	-	-	1
Norway	12	-	12	-	8	-	-	-	-	-	20
Oman	41	-	41	6	15	-	-	-	-	-	56
Pakistan	99,272	2	99,274	57,456	72,644	3	847,368	305,970	-	1	1,325,260
Palau	2	-	2	-	2	-	-	-	-	-	4
Palestinian <sup>14</sup>	98,767	-	98,767	17,694	5,615	-	-	-	-	2,022	106,404
Panama	67	-	67	2	61	-	-	-	-	-	128
Papua New Guinea	340	-	340	-	193	-	-	-	-	-	533
Paraguay	91	-	91	-	90	-	-	-	-	-	181
Peru	3,541	-	3,541	81	1,916	-	-	-	-	-	5,457
Philippines	610	-	610	19	2,382	-	38,417	193,055	-	80,056	314,520
Poland	1,275	-	1,275	3	518	-	-	-	-	-	1,793
Portugal	25	-	25	1	59	-	-	-	-	-	84
Puerto Rico	-	-	-	-	-	-	-	-	-	-	-
Qatar	21	-	21	1	17	-	-	-	-	-	38
Rep. of Korea	338	-	338	-	265	-	-	-	-	-	603
Rep. of Moldova	2,354	-	2,354	28	4,180	-	-	-	-	1	6,535
Romania	1,703	-	1,703	3	1,756	-	-	-	-	1	3,460
Russian Federation	64,691	-	64,691	902	29,005	30	-	-	-	2	93,728
Rwanda <sup>15</sup>	286,768	-	286,768	168,860	11,739	2,943	-	-	-	5,865	307,315
Saint Kitts and Nevis	32	-	32	-	25	-	-	-	-	-	57
Saint Lucia	1,016	-	1,016	-	197	-	-	-	-	-	1,213

...



Refugees, asylum-seekers, internally displaced persons (IDPs), returnees (refugees and IDPs), stateless persons, and others of concern to UNHCR by origin | mid-2016 (or latest available estimates) (ctnd)

All data are provisional and subject to change.

Origin <sup>1</sup>	REFUGEES					Returned refugees <sup>5</sup>	IDPs protected/assisted by UNHCR, incl. people in IDP-like situations <sup>6</sup>	Returned IDPs <sup>7</sup>	Persons under UNHCR's statelessness mandate <sup>8</sup>	Others of concern to UNHCR <sup>9</sup>	Total population of concern
	Refugees <sup>2</sup>	People in refugee-like situations <sup>3</sup>	Total refugees and people in refugee-like situations	of whom: UNHCR-assisted	Asylum-seekers (pending cases) <sup>4</sup>						
Saint Vincent and the Grenadines	1,824	-	1,824	-	142	-	-	-	-	-	1,966
Saint-Pierre-et-Miquelon	-	-	-	-	1	-	-	-	-	-	1
Samoa	1	-	1	-	15	-	-	-	-	-	16
San Marino	1	-	1	-	1	-	-	-	-	-	2
Sao Tome and Principe	19	-	19	19	11	-	-	-	-	-	30
Saudi Arabia	752	-	752	23	792	-	-	-	-	10	1,554
Senegal	22,366	-	22,366	16,125	16,055	-	-	-	-	-	38,421
Serbia and Kosovo: S/RES/1244 (1999)	37,984	373	38,357	2,422	29,622	22	219,854	175	-	-	288,030
Seychelles	19	-	19	-	18	-	-	-	-	-	37
Sierra Leone	4,842	-	4,842	906	3,902	-	-	-	-	1,479	10,223
Singapore	54	-	54	1	50	-	-	-	-	-	104
Sint Maarten (Dutch part)	-	-	-	-	3	-	-	-	-	-	3
Slovakia	330	-	330	-	710	-	-	-	-	-	1,040
Slovenia	23	-	23	-	18	-	-	-	-	-	41
Solomon Islands	67	-	67	1	42	-	-	-	-	-	109
Somalia	1,097,583	174	1,097,757	812,427	61,988	13,859	1,133,000	-	-	337	2,306,941
South Africa	441	-	441	7	1,121	-	-	-	-	7	1,569
South Sudan <sup>16</sup>	854,104	68	854,172	853,888	4,408	18	905,000	1,061,226	-	-	2,824,824
Spain	58	-	58	-	97	-	-	-	-	-	155
Sri Lanka <sup>17</sup>	122,052	-	122,052	1,855	13,497	338	33,436	9,079	-	18	178,420
Sudan <sup>18</sup>	634,382	4,604	638,986	611,920	45,678	32,526	3,218,234	-	-	12	3,935,436
Suriname	18	-	18	-	40	-	-	-	-	-	58
Swaziland	222	-	222	1	198	7	-	-	-	2	429
Sweden	17	-	17	-	15	-	-	-	-	-	32
Switzerland	16	-	16	-	6	-	-	-	-	-	22
Syrian Arab Rep.	5,259,126	44,487	5,303,613	4,818,444	252,357	6,031	6,563,462	-	-	8,259	12,133,722
Tajikistan	829	-	829	58	1,742	-	-	-	-	-	2,571
Thailand	179	1	180	21	792	-	-	-	-	-	972
The former Yugoslav Republic of Macedonia	1,755	-	1,755	10	8,830	-	-	-	-	-	10,585
Tibetan	15,074	-	15,074	2	15	-	-	-	-	7	15,096
Timor-Leste	20	-	20	1	6	-	-	-	-	-	26
Togo	8,672	-	8,672	3,473	2,661	5	-	-	-	-	11,338
Tonga	24	-	24	-	45	-	-	-	-	-	69
Trinidad and Tobago	386	-	386	-	218	-	-	-	-	5	609
Tunisia	1,625	-	1,625	49	2,195	1	-	-	-	7	3,828
Turkey	58,897	-	58,897	15,721	13,087	-	-	-	-	11	71,995
Turkmenistan	427	-	427	26	1,329	-	-	-	-	-	1,756
Turks and Caicos Islands	14	-	14	-	3	-	-	-	-	-	17
Tuvalu	2	-	2	-	1	-	-	-	-	-	3
Uganda	6,499	-	6,499	982	6,455	-	-	-	-	180,002	192,956
Ukraine <sup>19</sup>	323,152	276	323,428	5,480	28,261	3	1,600,000	-	-	5	1,951,697
United Arab Emirates	106	-	106	3	110	-	-	-	-	-	216
United Kingdom	129	-	129	2	117	-	-	-	-	-	246
United Rep. of Tanzania	806	-	806	102	1,415	6	-	-	-	15	2,242
United States of America <sup>20</sup>	4,823	-	4,823	7	273	-	-	-	-	9	5,105
Uruguay	89	-	89	-	80	-	-	-	-	-	169
US Virgin Islands	-	-	-	-	-	-	-	-	-	-	-
Uzbekistan	4,074	-	4,074	267	2,851	2	-	-	-	2	6,929

...

Refugees, asylum-seekers, internally displaced persons (IDPs), returnees (refugees and IDPs), stateless persons, and others of concern to UNHCR by origin | mid-2016 (or latest available estimates) (ctnd)

All data are provisional and subject to change.

Origin <sup>1</sup>	REFUGEES					Returned refugees <sup>5</sup>	IDPs protected/assisted by UNHCR, incl. people in IDP-like situations <sup>6</sup>	Returned IDPs <sup>7</sup>	Persons under UNHCR's statelessness mandate <sup>8</sup>	Others of concern to UNHCR <sup>9</sup>	Total population of concern
	Refugees <sup>2</sup>	People in refugee-like situations <sup>3</sup>	Total refugees and people in refugee-like situations	of whom: UNHCR-assisted	Asylum-seekers (pending cases) <sup>4</sup>						
Vanuatu	1	-	1	-	-	-	-	-	-	-	1
Venezuela (Bolivarian Republic of)	7,219	-	7,219	247	25,114	-	-	-	-	1	32,334
Viet Nam <sup>21</sup>	313,202	1	313,203	300	4,522	-	-	-	-	68	317,793
Wallis and Futuna Islands	-	-	-	-	2	-	-	-	-	-	2
Western Sahara <sup>22</sup>	90,611	26,000	116,611	90,078	1,532	-	-	-	-	-	118,143
Yemen	15,657	-	15,657	12,792	13,487	1	2,139,268	952,800	-	22	3,121,235
Zambia	318	-	318	14	480	-	-	-	-	5	803
Zimbabwe	21,546	-	21,546	1,390	49,888	6	-	-	-	118	71,558
Stateless	44,340	-	44,340	1,068	16,257	-	-	-	3,537,395	-	3,597,992
Various/unknown	115,943	-	115,943	3,319	1,016,210	-	-	-	-	15,099	1,147,252
<b>Total</b>	<b>15,874,208</b>	<b>640,982</b>	<b>16,515,190</b>	<b>12,449,199</b>	<b>3,414,325</b>	<b>122,991</b>	<b>36,414,782</b>	<b>3,166,389</b>	<b>3,537,395</b>	<b>803,155</b>	<b>63,974,227</b>

UNHCR-Bureaux											
- Central Africa-Great Lakes	1,657,755	208	1,657,963	1,408,970	142,529	12,288	2,346,381	111,804	-	199,604	4,470,569
- East and Horn of Africa	3,110,963	32,526	3,143,489	2,607,900	264,051	46,406	5,330,234	1,061,226	-	211,209	10,056,615
- Southern Africa	37,412	-	37,412	3,596	66,488	18	-	-	-	36,129	140,047
- Western Africa	469,715	8,258	477,973	363,421	165,341	49,307	2,560,617	370,058	-	33,109	3,656,405
<b>Total Africa</b>	<b>5,275,845</b>	<b>40,992</b>	<b>5,316,837</b>	<b>4,383,887</b>	<b>638,409</b>	<b>108,019</b>	<b>10,237,232</b>	<b>1,543,088</b>	<b>-</b>	<b>480,051</b>	<b>18,323,636</b>
Asia and Pacific	3,828,521	270,333	4,098,854	2,883,968	722,779	8,666	2,695,359	509,450	-	208,227	8,243,335
Middle East and North Africa	5,816,454	77,051	5,893,505	5,096,355	610,303	6,108	13,374,610	1,113,676	-	20,586	21,018,788
Europe	587,479	2,202	589,681	38,349	178,209	79	2,807,253	175	-	64,337	3,639,734
Americas	205,626	250,404	456,030	42,253	232,158	119	7,300,328	-	-	14,855	8,003,490
Various/Stateless	160,283	-	160,283	4,387	1,032,467	-	-	-	3,537,395	15,099	4,866,922
<b>Total</b>	<b>15,874,208</b>	<b>640,982</b>	<b>16,515,190</b>	<b>12,449,199</b>	<b>3,414,325</b>	<b>122,991</b>	<b>36,414,782</b>	<b>3,166,389</b>	<b>3,537,395</b>	<b>803,155</b>	<b>63,974,227</b>

UN major regions											
Africa	5,435,899	66,992	5,502,891	4,503,669	682,755	108,020	10,522,941	1,692,248	-	480,135	18,988,990
Asia	9,570,437	322,916	9,893,353	7,879,776	1,325,909	14,773	16,673,335	1,473,966	-	228,753	29,610,089
Europe	500,596	670	501,266	19,109	140,243	79	1,918,178	175	-	64,312	2,624,253
Latin America and the Caribbean	200,723	250,404	451,127	42,245	231,822	119	7,300,328	-	-	14,845	7,998,241
Northern America	4,903	-	4,903	8	336	-	-	-	-	10	5,249
Oceania	1,367	-	1,367	5	793	-	-	-	-	1	2,161
Various/Stateless	160,283	-	160,283	4,387	1,032,467	-	-	-	3,537,395	15,099	4,866,922
<b>Total</b>	<b>15,874,208</b>	<b>640,982</b>	<b>16,515,190</b>	<b>12,449,199</b>	<b>3,414,325</b>	<b>122,991</b>	<b>36,414,782</b>	<b>3,166,389</b>	<b>3,537,395</b>	<b>803,155</b>	<b>63,974,227</b>

## Notes

The data are generally provided by Governments, based on their own definitions and methods of data collection.

A dash (“-”) indicates that the value is zero, not available or not applicable. All data are provisional and subject to change.

- 1 Country or territory of origin.
- 2 Persons recognized as refugees under the 1951 UN Convention/1967 Protocol, the 1969 OAU Convention, in accordance with the UNHCR Statute, persons granted a complementary form of protection and those granted temporary protection. In the absence of Government figures, UNHCR has estimated the refugee population in many industrialized countries based on 10 years of individual asylum-seeker recognition.
- 3 This category is descriptive in nature and includes groups of persons who are outside their country or territory of origin and who face protection risks similar to those of refugees, but for whom refugee status has, for practical or other reasons, not been ascertained.
- 4 Persons whose application for asylum or refugee status is pending at any stage in the asylum procedure.
- 5 Refugees who have returned to their place of origin during the first half of 2016. Source: country of origin and asylum.
- 6 Persons who are displaced within their country and to whom UNHCR extends protection and/or assistance. It also includes people in IDP-like situations. This category is descriptive in nature and includes groups of persons who are inside their country of nationality or habitual residence and who face protection risks similar to those of IDPs but who, for practical or other reasons, could not be reported as such.
- 7 IDPs protected/assisted by UNHCR who have returned to their place of origin during the first half of 2016.
- 8 Refers to persons who are not considered as nationals by any State under the operation of its law. This category refers to persons who fall under the agency’s statelessness mandate because they are stateless according to this international definition, but data from some countries may also include persons with undetermined nationality.
- 9 Refers to individuals who do not necessarily fall directly into any of the other groups but to whom UNHCR may extend its protection and/or assistance services. These activities might be based on humanitarian or other special grounds.
- 10 UNHCR has recommended on 4 April 2014 to start the process of cessation of refugee status for refugees from Croatia displaced during the 1991-95 conflict. The Office suggests that cessation enters into effect latest by the end of 2017.
- 11 UNHCR’s assistance activities for IDPs in Cyprus ended in 1999. Visit the website of the Internal Displacement Monitoring Centre (IDMC) for further information.
- 12 Refugee figure for Iraqis in the Syrian Arab Republic is a Government estimate. UNHCR has registered and is assisting 17,300 Iraqis refugees during the first half of 2016. The refugee population in Jordan includes 33,200 Iraqis registered with UNHCR. The Government of Jordan estimated the number of Iraqis at 400,000 individuals at the end of March 2015. This includes refugees and other categories of Iraqis.
- 13 Refugee figure includes 200,000 persons in Bangladesh originating from Myanmar in a refugee-like situation. The Government of Bangladesh estimates the population to be between 300,000 and 500,000.
- 14 Refers to Palestinian refugees under the UNHCR mandate only.
- 15 The number of Rwandan refugees in the Democratic Republic of the Congo is subject to change based on an ongoing registration exercise. The figure of 245,000 is provided by the Government of the Democratic Republic of the Congo.
- 16 An unknown number of refugees and asylum-seekers from South Sudan may be included under Sudan (in the absence of separate statistics for both countries). IDP figure in South Sudan includes 105,000 people who are in an IDP-like situation.
- 17 The statistics of the remaining IDPs at the end of 2015, while provided by the Government authorities at the district level, are being reviewed by the central authorities. Once this review has been concluded, the statistics will be changed accordingly.
- 18 Figures for refugees and asylum-seekers may include citizens of South Sudan (in the absence of separate statistics for both countries).
- 19 IDP figure in Ukraine includes 800,000 people who are in an IDP-like situation.
- 20 A limited number of countries record refugee and asylum statistics by country of birth rather than country of origin. This affects the number of refugees reported as originating from the United States of America.
- 21 The 300,000 Vietnamese refugees are well integrated and in practice receive protection from the Government of China.
- 22 According to the Government of Algeria, there are an estimated 165,000 Sahrawi refugees in the Tindouf camps.

Source: UNHCR/Governments.



# MID-YEAR TRENDS 2016

Produced and printed by UNHCR  
17 February 2017

**FRONT COVER:**

**INTERNALLY DISPLACED IRAQIS REACH SAFETY.**

*Families displaced by fighting in the village of Shora, 25 kilometres south of Mosul, gather at an army checkpoint on the outskirts of Qayyarah, still engulfed in thick black smoke from oil wells set ablaze by retreating militants.*

© UNHCR | IVOR PRICKETT



© 2017 United Nations High Commissioner for Refugees  
All rights reserved. Reproductions and translations  
are authorized, provided UNHCR is acknowledged  
as the source.

For more information, please contact:  
Field Information and Coordination Support Section  
Division of Programme Support and Management  
Case Postale 2500  
1211 Geneva, Switzerland  
[stats@unhcr.org](mailto:stats@unhcr.org)

This document along with further information on  
global displacement is available on UNHCR's  
statistics website:  
<http://www.unhcr.org/statistics>

