

# Regional overview of the Burundian refugee population

## 2020 BURUNDI REGIONAL RRP

as of 31 August 2020

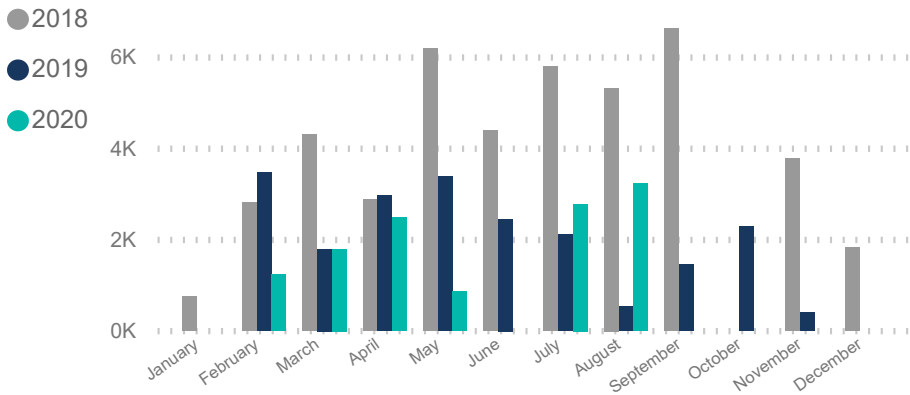


### KEY FIGURES



The above total reflects the refugee population covered by the Burundi Regional Refugee Response Plan and includes Burundian refugees who fled since April 2015, as well as some 37,000 Burundian refugees who sought asylum in the region prior to April 2015. In addition to the population above, there are some 16,000 Burundian refugees and asylum seekers in Kenya, 8,600 in Mozambique, 10,300 in Malawi, 9,200 in South Africa and 7,600 in Zambia who are assisted within the respective country-level programmes. A further 42,200 Burundian refugees, who have lived for decades in Tanzania, no longer receive assistance and are not included in these figures.

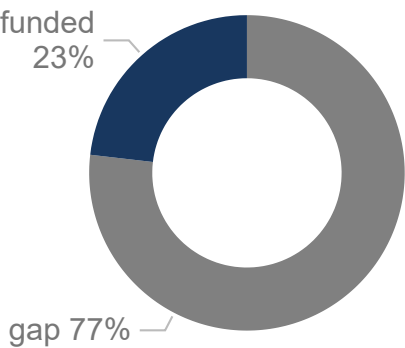
### ASSISTED RETURNS BY MONTH



**2020 returns (1 Jan - 31 Aug): 12,446**

Assisted Burundian refugee returns

### 2020 REGIONAL RRRP FUNDING

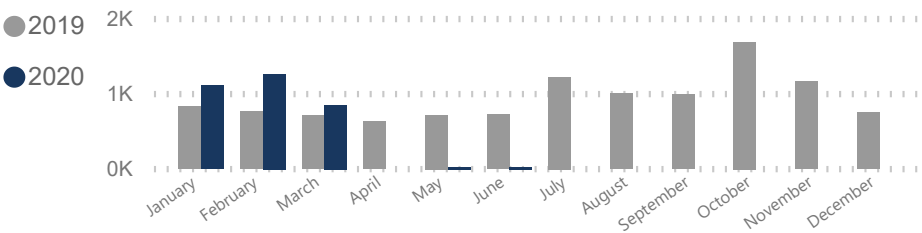


**USD 289.8 M**  
REQUESTED

**USD 67.1 M**  
RECEIVED

BY **37 RRP** PARTNERS IN 2020 FOR  
THE BURUNDI SITUATION

### NEW ARRIVALS BY MONTH



**2020 arrivals (1 Jan - 31 Aug): 3,247**

Based on field reports, UNHCR and Government registration



DEMOCRATIC  
REPUBLIC  
OF THE CONGO

UGANDA

71,455

KIGALI

RWANDA

BURUNDI

BUJUMBURA

90,747

Lake  
Victoria

UNITED REPUBLIC  
OF TANZANIA

160,297

- Burundian refugees
- Assisted Burundian refugee returnees
- Refugee camp
- Refugee crossing
- Refugee locations
- Assisted returns

The boundaries and names shown and the designations used on this map do not imply official endorsement or acceptance by the United Nations.

Date: 31 August 2020 | Source: UNHCR, Government | Feedback: [minuto@unhcr.org](mailto:minuto@unhcr.org)