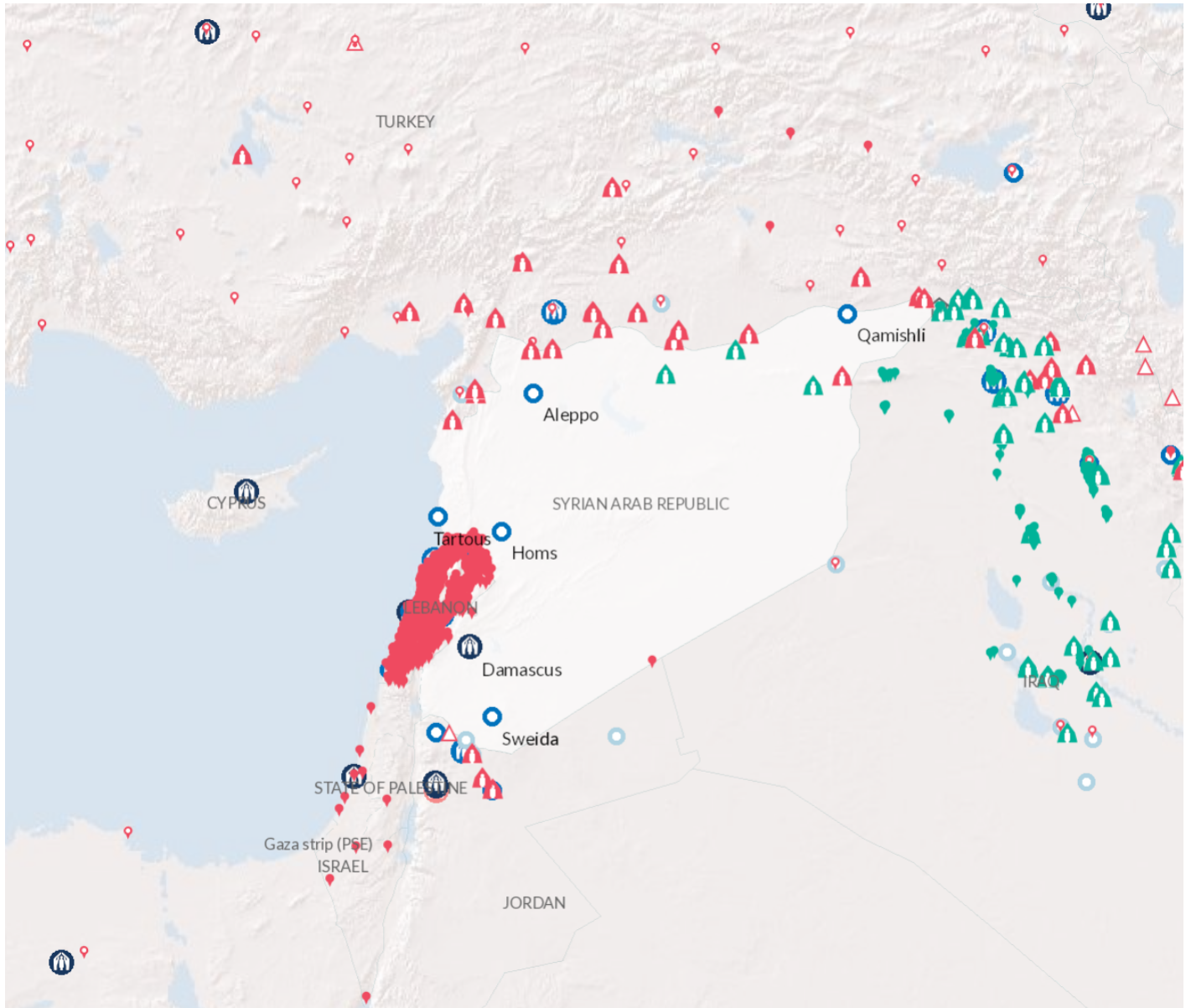


Operation: Syrian Arab Republic

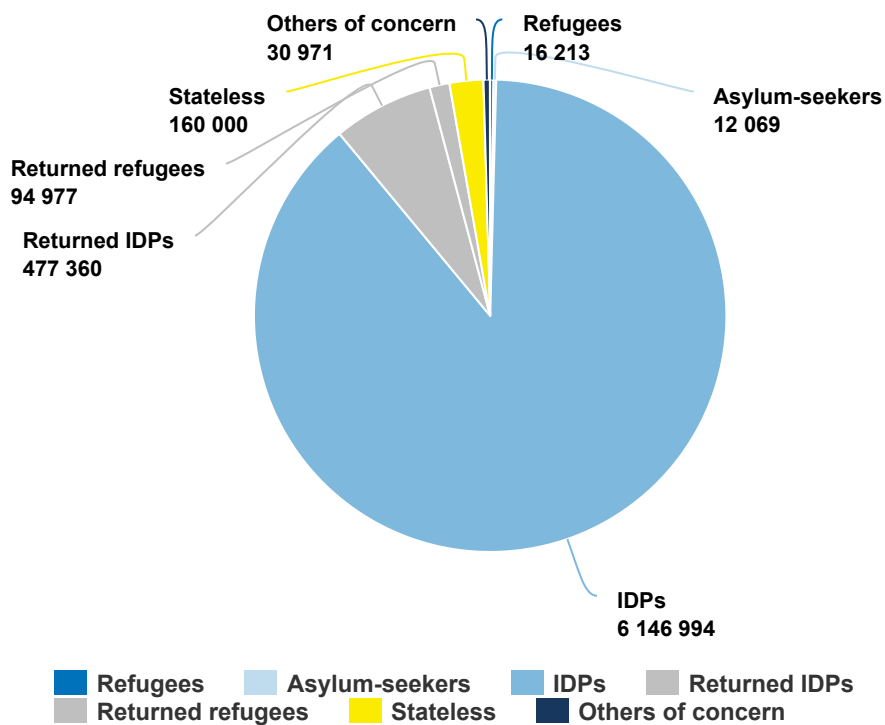


The boundaries and names shown and the designations used on this map do not imply official endorsement or acceptance by the United Nations.

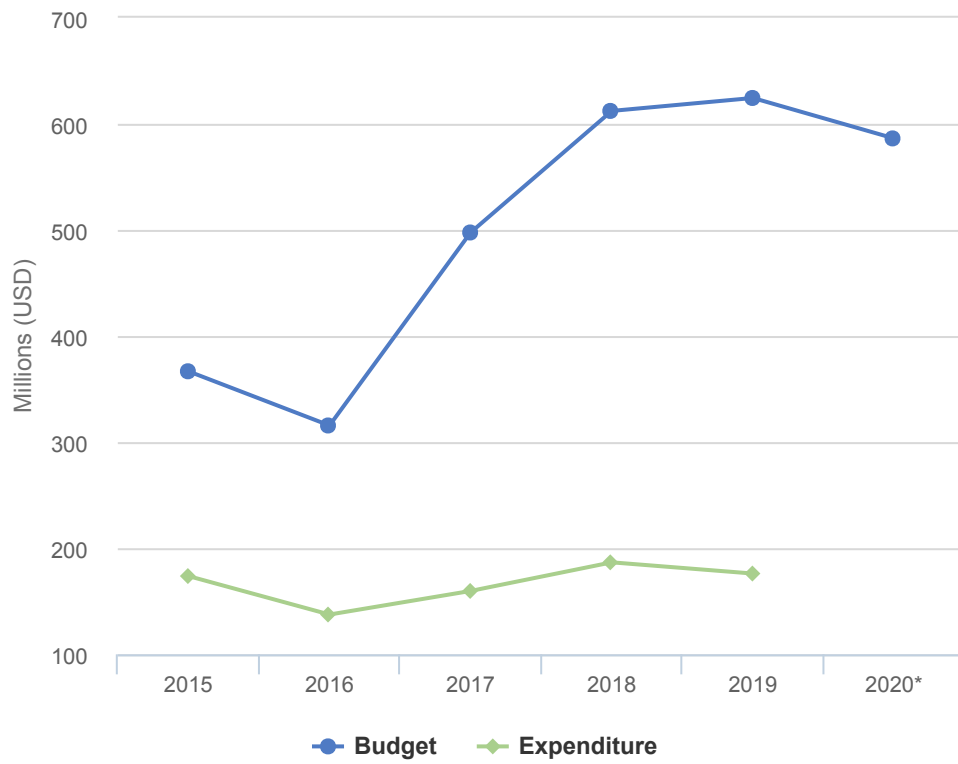
People of Concern

5% INCREASE IN 2019

2019	6,938,584
2018	6,600,217
2017	7,033,119



Budgets and Expenditure for Syrian Arab Republic



Operational context

In the ninth year of the crisis, humanitarian needs in the Syrian Arab Republic (Syria) remained staggering in terms of scale, severity and complexity, with protection risks persisting in a number of areas. The United Nations estimated that over 11 million people were in need of humanitarian assistance, including some 6.1 million internally displaced people. Some 4.65 million people were in acute need due to a convergence of vulnerabilities resulting from displacement, exposure to hostilities and limited access to basic goods and services, while an additional 1.1 million people in need were in hard to reach locations.

There was a relative increase in the level and pace of IDP and refugee returns in 2019, with UNHCR having verified over 95,000 refugee returns to Syria - actual figures were likely to be higher. Since 2016, a total of 230,000 refugee returns has been verified by UNHCR. Added to this was an estimated 494,000 spontaneous IDP returns in 2019 (according to OCHA). With people returning despite the challenging circumstances, UNHCR's operational focus shifted from emergency response to durable solutions. The operation aimed to provide initial support to returnees and vulnerable people through an area-based approach. This included immediate shelter repair, legal aid and support for documentation, community-based protection, primary health care, livelihoods and education. Support to IDPs and returnees required wider and more predictable humanitarian space for all actors.

Key challenges in 2019 included shrinking humanitarian space, the conditions of people living in overcrowded IDP sites, particularly in the north-west and north-east of the country, as well as the needs of host communities who shared resources with the displaced.

Population trends

In 2019, some 11 million people across the country were in need of humanitarian and protection assistance, with 6.1 million people internally displaced. As fighting continued in some areas, an estimated 1.8 million people moved across Syria in 2019, many multiple times. Meanwhile, by the end of 2019, there were around 28,300 refugees and asylum-seekers registered with UNHCR in Syria.

Achievements

- As a result of UNHCR advocacy, the residency permit requirement for refugees and asylum-seekers was waived and UNHCR identification was accepted in order to register births and civil events instead of applying to the court. Birth registration for refugee and asylum-seeker children increased in 2019 to reach 275 children (66% of new births, compared to 63% in 2018).
- The Office also advocated for facilitated procedures to overcome challenges encountered by Syrian citizens in accessing civil documentation. Together with its legal partners, UNHCR provided technical support to restore the capacity of civil affairs offices to issue civil documents. Over 11,000 children benefited from birth registration through legal support, and 121,400 children benefitted from birth registration through technical support.

Unmet needs

- The operation was funded at 30% by the end of 2019.
- UNHCR experienced significant limitations in maintaining regular humanitarian access to identify protection needs and deliver quality protection services across the country. Remote areas with reported returns such as Idlib, Raqqa and Deir-ez-Zour governorates were particularly affected. UNHCR was unable to expand its outreach network by opening 28 new community centres, as planned, leaving nearly 600,000 IDPs and returnees without much needed protection services, and communities without awareness raising and other activities on child protection and sexual and gender-based violence. Some assistance activities were unable to be carried out, leaving 2.6 million IDPs and returnees without core

relief items and seasonal kits, 452,700 IDPs, returnees and refugees without shelter assistance, and 971,000 returnees and host community members without improved water supply. The formal registration of the camp-based population in Al-Hassakeh governorate, north-east Syria, was not fully achieved by end of 2019 due to operational constraints and the new emergency context in north-east Syria.

2019 Expenditure for Syrian Arab Republic | USD

The following table presents the final budget and funds available by pillar and the final expenditure at the objective-level, as reported at year-end.

	Pillar 1 Refugee programme	Pillar 2 Stateless programme	Pillar 3 Reintegration projects	Pillar 4 IDP projects	Total
Final Budget	46,968,149	198,641	259,382,854	317,833,049	624,382,693
Income from contributions*	35,920,957	30,566	493,320	150,736,067	187,180,911
Other funds available / transfers	-22,294,298	-2,000	16,687,660	17,213,117	11,604,479
Total funds available	13,626,660	28,566	17,180,980	167,949,184	198,785,390

Expenditure by Objective					
Favourable Protection Environment					
Law and policy	18,383	27,758	0	1,934,974	1,981,115
Legal remedies and legal assistance	22,525	0	259,484	4,986,113	5,268,121
Access to territory	15,978	0	0	0	15,978
Public attitudes towards persons of concern	0	0	0	746,870	746,870
Subtotal	56,886	27,758	259,484	7,667,956	8,012,084
Fair Protection Processes and Documentation					
Registration and profiling	24,365	0	218,426	0	242,791
Status determination	26,273	0	0	0	26,273
Individual documentation	15,978	0	0	0	15,978
Civil status documentation	15,978	0	0	0	15,978
Subtotal	82,594	0	218,426	0	301,020
Security from Violence and Exploitation					
SGBV prevention and response	61,026	0	452,961	4,483,889	4,997,877
Non-arbitrary detention	15,978	0	0	0	15,978
Child protection	57,326	0	683,877	4,630,295	5,371,497
Subtotal	134,330	0	1,136,838	9,114,184	10,385,352

	Pillar 1 Refugee programme	Pillar 2 Stateless programme	Pillar 3 Reintegration projects	Pillar 4 IDP projects	Total
Basic Needs and Essential Services					
Health	721,452	0	1,066,512	5,668,437	7,456,401
Reproductive health and HIV/ Aids response	0	0	0	339	339
Water	0	0	419,841	0	419,841
Sanitation and hygiene	0	0	654,559	0	654,559
Shelter and infrastructure	876,869	0	5,545,638	20,220,061	26,642,568
Basic and domestic and hygiene Items	9,622,579	0	1,695,614	45,278,156	56,596,349
Services for persons with specific needs	212,612	0	946,560	13,190,039	14,349,211
Education	950,062	0	2,818,057	5,193,113	8,961,232
Subtotal	12,383,574	0	13,146,780	89,550,145	115,080,500
Community Empowerment and Self Reliance					
Community mobilization	409,604	0	644,827	15,488,452	16,542,882
Self-reliance and livelihoods	342,448	0	1,286,674	8,482,840	10,111,962
Subtotal	752,052	0	1,931,500	23,971,292	26,654,844
Durable Solutions					
Voluntary return	15,978	0	0	0	15,978
Resettlement	49,461	0	0	0	49,461
Subtotal	65,440	0	0	0	65,440
Leadership, Coordination and Partnerships					
Coordination and partnerships	0	0	0	685,854	685,854
Donor relations	0	0	0	1,346,772	1,346,772
Subtotal	0	0	0	2,032,625	2,032,625
Logistics and Operations Support					
Supply chain and logistics	0	0	0	5,736,854	5,736,854
Operations management, coordination and support	99,308	0	487,952	7,276,260	7,863,520
Subtotal	99,308	0	487,952	13,013,114	13,600,374

	Pillar 1 Refugee programme	Pillar 2 Stateless programme	Pillar 3 Reintegration projects	Pillar 4 IDP projects	Total
2019 Expenditure Total	13,574,185	27,758	17,180,980	145,349,316	176,132,239

**Income from contributions includes indirect support costs that are recovered from contributions to Pillars 3 and 4, supplementary budgets and the “New or additional activities – mandate-related” (NAM) Reserve. Contributions towards all pillars are included under Pillar 1.*
