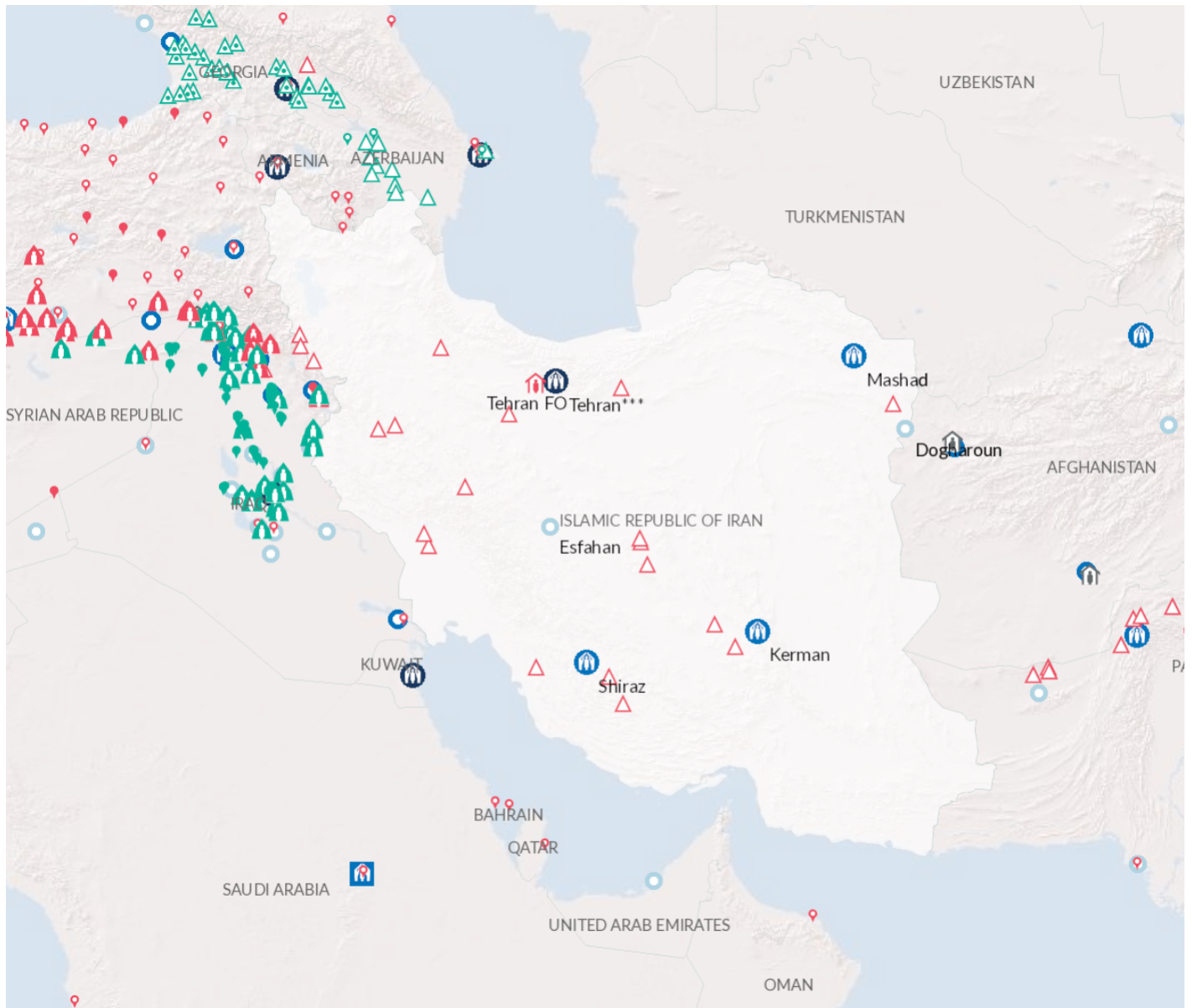


Operation: Islamic Republic of Iran

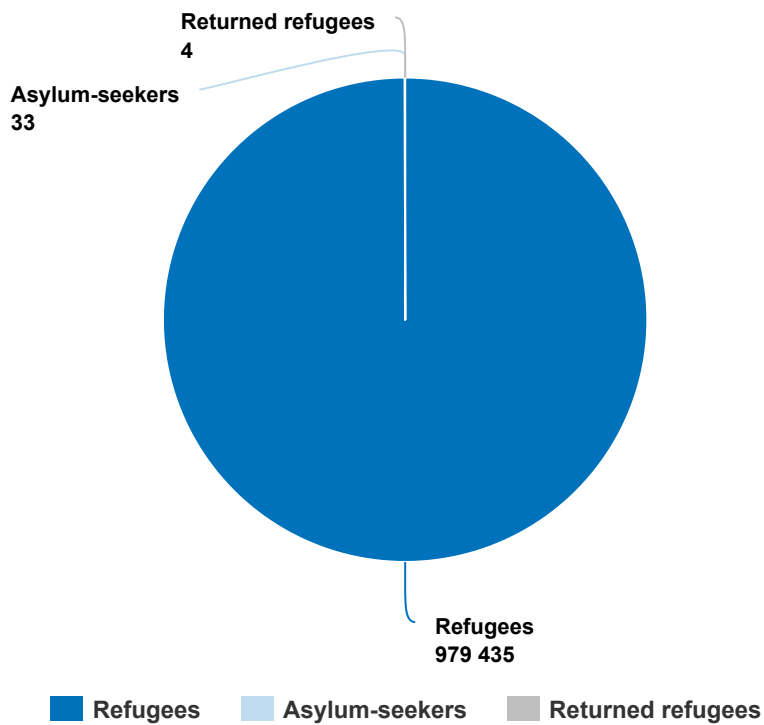


The boundaries and names shown and the designations used on this map do not imply official endorsement or acceptance by the United Nations.

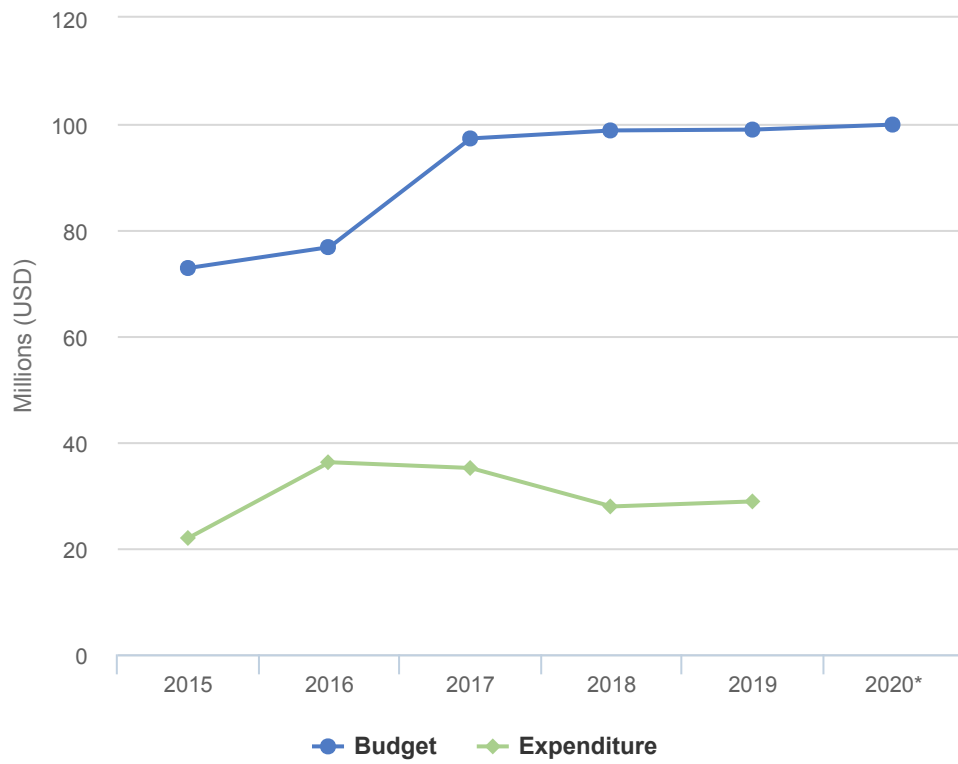
People of Concern

DECREASE IN
0% 2019

2019	979,472
2018	979,476
2017	979,525



Budgets and Expenditure for Islamic Republic of Iran



Operational context

The Islamic Republic of Iran remains the second largest refugee-hosting country in Asia in 2019, and the sixth in the world for refugees under UNHCR's mandate. While the Government policies for Afghan and Iraqi refugees are inclusive, notably in terms of access to national education and health care, these efforts were significantly affected by an economic situation amidst a complex geopolitical and socio-economic environment.

High inflation and broader economic challenges, including those related to the international situation, made it difficult for refugees and host communities to make ends meet and to acquire basic goods and services, such as rent, medicines and medical treatment, transport and food. The most vulnerable refugees were particularly affected. The Government engaged in a proactive solutions dialogue with the Governments of Afghanistan and Pakistan, as well as UNHCR, and supported the establishment of a dedicated Support Platform for the Solutions Strategy for Afghan Refugees (SSAR). Additional international burden- and responsibility- sharing was deemed critical to support the Government in its inclusive refugee policies and to increase the availability of solutions for refugees. This was particularly important in view of the slow pace of voluntary repatriation – some 1,900 individuals returned to Afghanistan in 2019 - and dramatically decreased resettlement quotas, which reached an all-time low since the start of the programme in the Islamic Republic of Iran. Some 680 individuals departed for resettlement in 2019.

In 2019, the Islamic Republic of Iran amended its nationality law to allow children born to Iranian women and non-Iranian men to acquire Iranian nationality, regardless of whether they were born on Iranian territory. This marked a major step towards reducing and preventing statelessness.

Population trends

According to the 2015 refugee population data of the Government, over 951,100 Afghan refugees (Amayesh card holders) and nearly 28,300 Iraqi refugees resided in the Islamic Republic of Iran. The vast majority, 97%, lived in urban areas, while 3% resided in 20 settlements managed by the Government. The annual registration exercise for refugees “Amayesh XIV” was completed in 2019.

Approximately 450,000 Afghans with Afghan passports and Iranian visas also resided in the country, in addition to an estimated 1.5 to 2 million undocumented Afghans.

Achievements

- UNHCR collaborated with the Ministry of Education to construct 12 schools and supported literacy courses for more than 3,200 over-age/out-of-school refugees.
- In collaboration with the Ministry of Health, all refugees continued to benefit from free quality primary health care in settlements and urban areas.
- UNHCR continued to support some 100 primary health posts by supplying medicines. It also supported the cost of essential staff and other medical supplies at 27 primary health posts.
- In coordination with the Government's Bureau for Aliens and Foreign Immigrants Affairs, free legal support for refugees was provided in 16 provinces.
- In response to severe floods in 24 provinces, UNHCR supported the five most affected refugee hosting provinces with core relief items, as well as the construction of a school and health post.

Unmet needs

- The operation was funded at only 33% by the end of 2019. The operation was caught between sharply increasing needs and funding constraints.

- Cash assistance had to be prioritized among the most extremely vulnerable cases due to limited resources. In 2019, over 2,800 households received multi-purpose cash assistance from UNHCR.
- In 2019, only 12 schools were co-funded by UNHCR, significantly below the overall needs identified by the Government to accommodate all refugee children in the national system.
- UNHCR's support to the Ministry of Health and Medical Education for primary health care provision was limited to the construction of one health post and one child delivery center; support to essential health personnel in targeted health posts; and the procurement of essential drugs. At the level of secondary and tertiary health care, UNHCR could only partially cover refugees' treatment costs through support to specialized local NGOs in the medical sector. Needs remained higher, especially as costs for medicines and medical treatment increased considerably during the year.
- With assessed needs for livelihood support for 5,000 refugees, UNHCR could assist only 2,900 through vocational training and income generation opportunities - despite the rapidly increasing living costs and decreasing livelihood opportunities.

2019 Expenditure for Islamic Republic of Iran | USD

The following table presents the final budget and funds available by pillar and the final expenditure at the objective-level, as reported at year-end.

	Pillar 1 Refugee programme	Total
Final Budget	98,916,706	98,916,706
Income from contributions*	14,684,038	14,684,038
Other funds available / transfers	14,140,201	14,140,201
Total funds available	28,824,238	28,824,238
Expenditure by Objective		
Favourable Protection Environment		
Law and policy	174,955	174,955
Legal remedies and legal assistance	571,106	571,106
Public attitudes towards persons of concern	507,928	507,928
Subtotal	1,253,990	1,253,990
Fair Protection Processes and Documentation		
Reception conditions	217,441	217,441
Individual documentation	340,178	340,178
Civil status documentation	170,089	170,089
Subtotal	727,709	727,709
Security from Violence and Exploitation		
SGBV prevention and response	746,485	746,485
Non-arbitrary detention	170,089	170,089
Child protection	722,967	722,967
Subtotal	1,639,542	1,639,542
Basic Needs and Essential Services		
Health	12,150,330	12,150,330
Shelter and infrastructure	597,088	597,088
Basic and domestic and hygiene Items	1,466,818	1,466,818
Services for persons with specific needs	3,209,459	3,209,459
Education	3,597,284	3,597,284
Subtotal	21,020,980	21,020,980
Community Empowerment and Self Reliance		
Community mobilization	220,115	220,115
Co-existence with local communities	170,089	170,089
Self-reliance and livelihoods	1,522,380	1,522,380

	Pillar 1 Refugee programme	Total
Subtotal	1,912,584	1,912,584
Durable Solutions		
Solutions strategy	170,089	170,089
Voluntary return	598,569	598,569
Resettlement	268,329	268,329
Subtotal	1,036,987	1,036,987
Leadership, Coordination and Partnerships		
Donor relations	352,503	352,503
Subtotal	352,503	352,503
Logistics and Operations Support		
Supply chain and logistics	394,082	394,082
Operations management, coordination and support	485,832	485,832
Subtotal	879,914	879,914
2019 Expenditure Total	28,824,208	28,824,208

**Income from contributions includes indirect support costs that are recovered from contributions to Pillars 3 and 4, supplementary budgets and the “New or additional activities – mandate-related” (NAM) Reserve. Contributions towards all pillars are included under Pillar 1.*