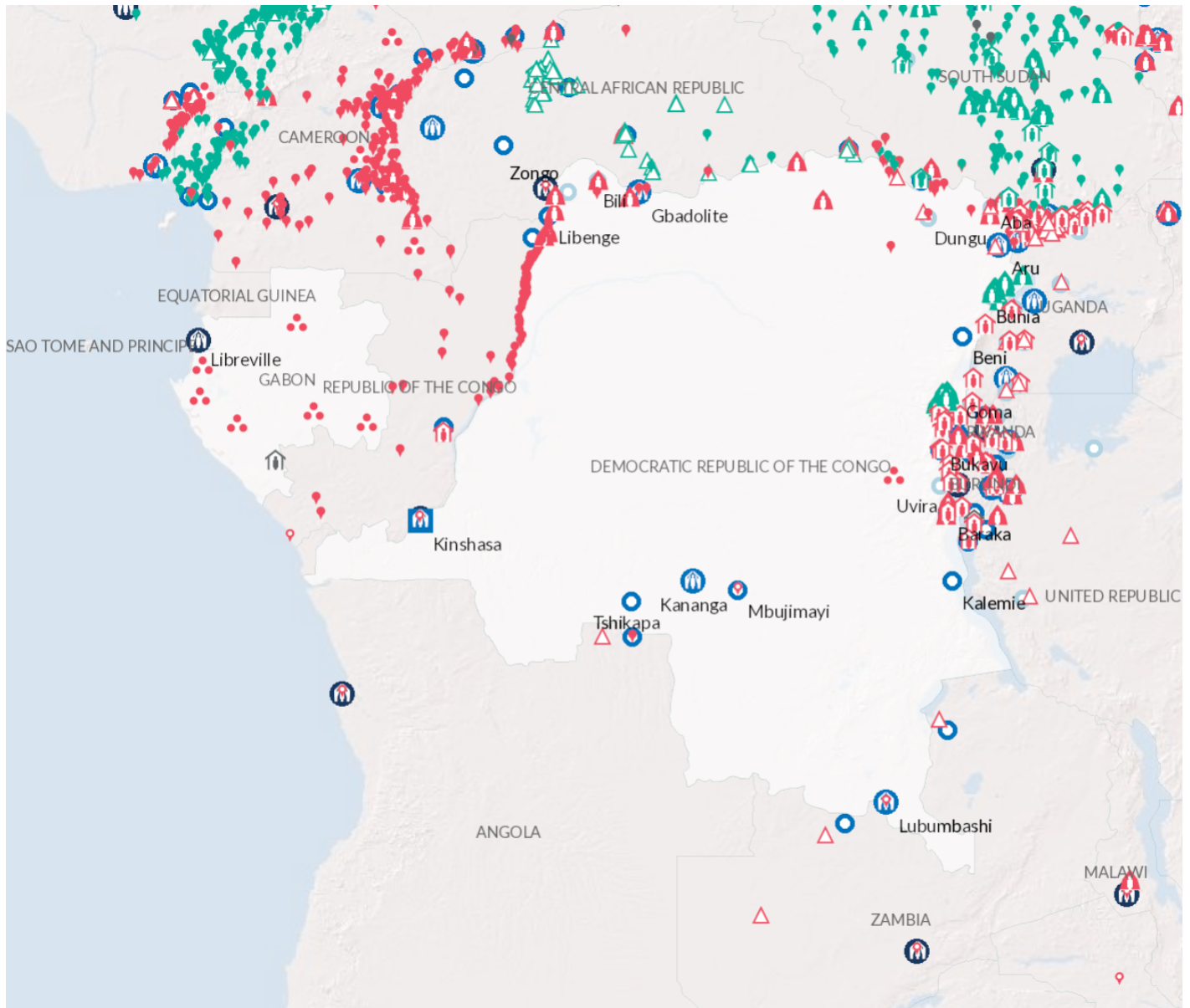


## Operation: Democratic Republic of the Congo

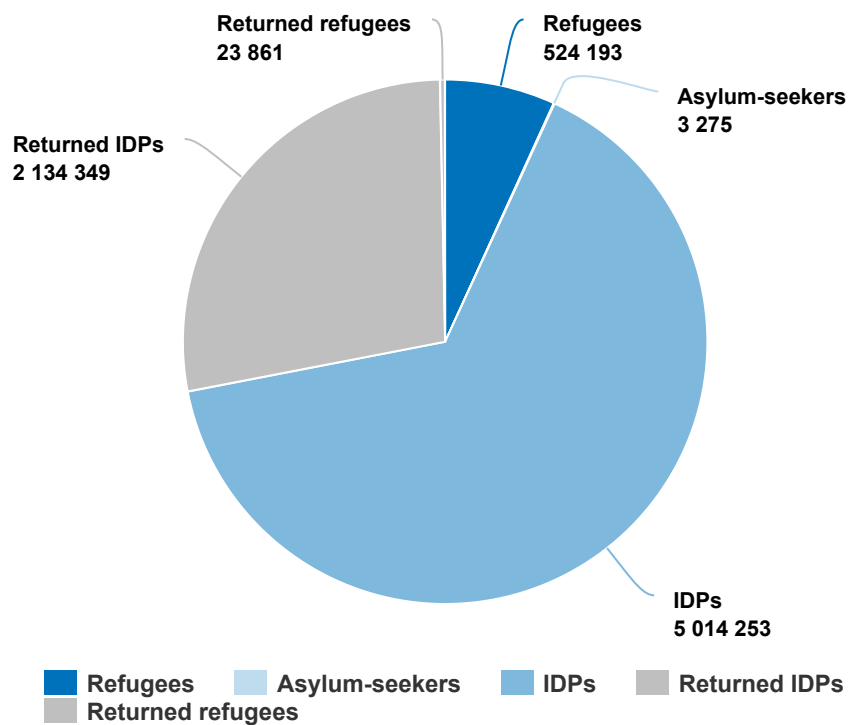


*The boundaries and names shown and the designations used on this map do not imply official endorsement or acceptance by the United Nations.*

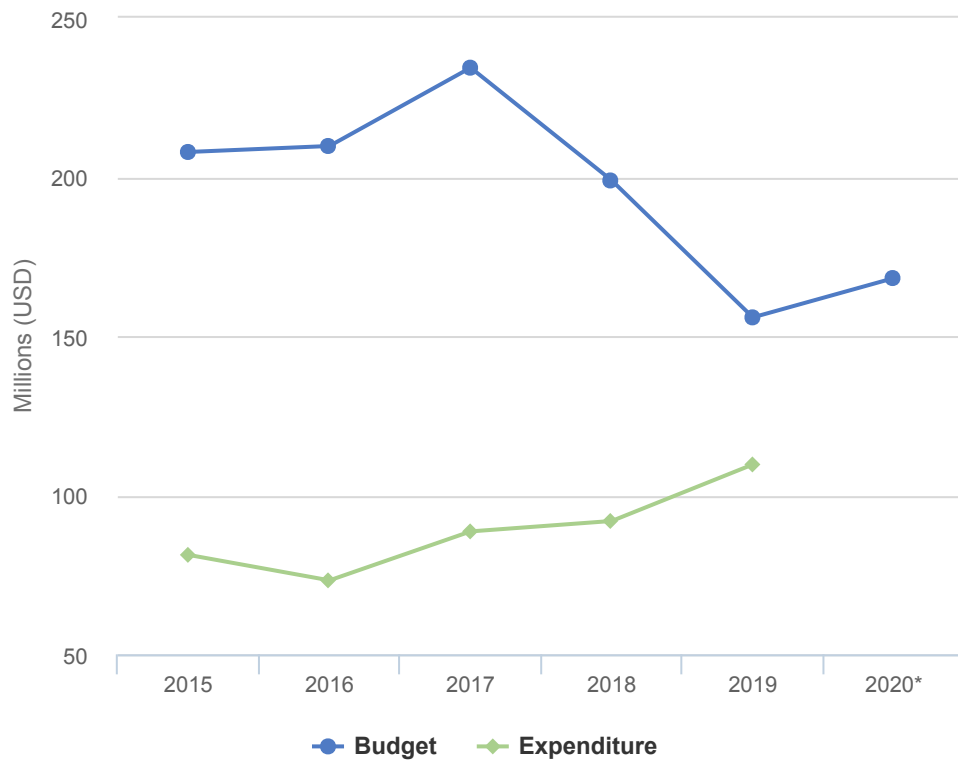
# People of Concern

INCREASE IN  
**52%** 2019

<b>2019</b>	7,699,931
<b>2018</b>	5,059,095
<b>2017</b>	5,145,780



# Budgets and Expenditure for Democratic Republic of the Congo



## Operational context

Despite the high level of displacement in the Democratic Republic of the Congo (DRC), the political climate improved following elections in 2018, with a peaceful transition of power. However, while the scale of violence decreased in some regions, notably in the Kasai and Tanganyika, there was a sharp spike in Ituri, North Kivu and South Kivu provinces.

UNHCR declared an internal level-3 emergency in these provinces in November 2019 to activate emergency procedures and in order to ensure access to additional human, material and financial resources. Continuing epidemics of Ebola, measles, cholera and malaria placed a further strain on the humanitarian situation.

## Population trends

The DRC hosted over 523,700 refugees in 2019, mainly originating from Rwanda (41%), the Central African Republic (CAR) (33%), South Sudan (17%) and Burundi (9%). The DRC was also home to some 5 million IDPs as well as over 2.1 million IDPs who returned during 2019.

At the end of December 2019, there were over 905,000 refugees and asylum-seekers from the DRC living in neighbouring countries, while some 23,800 Congolese refugees returned to the DRC over the course of the year.

## Achievements

- UNHCR facilitated the voluntary repatriation of over 3,100 refugees from the DRC to the CAR.
- 100% of refugees from the CAR that had been targeted by livelihood interventions had their own business, or had been self-employed, for more than 12 months.
- UNHCR's protection monitoring programme was reinforced, with an added emphasis on quality of analysis, dissemination of good practices, and more effective use of monitoring results for advocacy purposes.
- UNHCR reinforced its coordination of the protection cluster with dedicated provincial cluster coordinators.
- UNHCR also continued to co-lead the camp coordination and camp management (CCCM) working group with IOM in North Kivu and reinforced the working group's role and presence in Ituri Province including through an increase in the number of sites managed (12 more sites managed by UNHCR and 39 more by IOM), more regular meetings, and an expansion in working group membership.

## Unmet needs

- The operation was funded at 72% by the end of 2019.
- There was insufficient funding for secondary education in and outside of refugee camps.
- Lack of development actors in areas hosting refugees and IDPs hindered progress towards self-reliance and peaceful coexistence with local communities.
- Lack of a government-run system to register displaced people and track their movements hampered targeted planning and outreach to individuals with specific needs by humanitarian actors.

# 2019 Expenditure for Democratic Republic of the Congo | USD

The following table presents the final budget and funds available by pillar and the final expenditure at the objective-level, as reported at year-end.

	Pillar 1 Refugee programme	Pillar 2 Stateless programme	Pillar 3 Reintegration projects	Pillar 4 IDP projects	Total
<b>Final Budget</b>	<b>97,478,820</b>	<b>1,056,962</b>	<b>10,634,182</b>	<b>46,696,885</b>	<b>155,866,849</b>
Income from contributions*	47,308,489	0	32,397	10,372,712	57,713,599
Other funds available / transfers	11,295,960	262,905	9,076,055	38,955,145	59,590,065
<b>Total funds available</b>	<b>58,604,449</b>	<b>262,905</b>	<b>9,108,452</b>	<b>49,327,857</b>	<b>117,303,664</b>

<b>Expenditure by Objective</b>					
<b>Favourable Protection Environment</b>					
International and regional instruments	0	113,373	0	0	113,373
Legal remedies and legal assistance	498,961	0	0	445,780	944,741
Access to territory	428,386	0	0	0	428,386
<b>Subtotal</b>	<b>927,347</b>	<b>113,373</b>	<b>0</b>	<b>445,780</b>	<b>1,486,500</b>
<b>Fair Protection Processes and Documentation</b>					
Reception conditions	420,864	0	0	0	420,864
Identification of statelessness	0	87,593	0	0	87,593
Registration and profiling	1,394,477	0	0	1,257,106	2,651,583
Status determination	1,392,523	0	0	0	1,392,523
Individual documentation	609,964	0	0	538	610,502
Civil status documentation	920,034	61,939	0	0	981,973
<b>Subtotal</b>	<b>4,737,861</b>	<b>149,532</b>	<b>0</b>	<b>1,257,644</b>	<b>6,145,037</b>
<b>Security from Violence and Exploitation</b>					
Protection from crime	617,447	0	0	0	617,447
Protection from effects of armed conflict	0	0	0	5,356,535	5,356,535
SGBV prevention and response	2,728,086	0	0	1,967,969	4,696,054
Child protection	2,040,253	0	0	0	2,040,253

	Pillar 1 Refugee programme	Pillar 2 Stateless programme	Pillar 3 Reintegration projects	Pillar 4 IDP projects	Total
<b>Subtotal</b>	<b>5,385,786</b>	<b>0</b>	<b>0</b>	<b>7,324,503</b>	<b>12,710,289</b>
<b>Basic Needs and Essential Services</b>					
Health	4,782,668	0	0	0	4,782,668
Reproductive health and HIV/ Aids response	422,169	0	0	569,893	992,063
Nutrition	1,091,989	0	0	0	1,091,989
Food security	159,407	0	0	0	159,407
Water	957,975	0	0	0	957,975
Sanitation and hygiene	897,510	0	0	0	897,510
Shelter and infrastructure	1,491,619	0	0	5,927,634	7,419,253
Basic and domestic and hygiene Items	467,461	0	0	8,369,081	8,836,542
Services for persons with specific needs	2,712,450	0	0	1,096,368	3,808,817
Education	5,301,201	0	0	0	5,301,201
<b>Subtotal</b>	<b>18,284,449</b>	<b>0</b>	<b>0</b>	<b>15,962,976</b>	<b>34,247,426</b>
<b>Community Empowerment and Self Reliance</b>					
Community mobilization	237,408	0	0	2,647,692	2,885,100
Co-existence with local communities	3,498,580	0	557,017	3,491,522	7,547,120
Natural resources and shared environment	0	0	11,161	0	11,161
Self-reliance and livelihoods	4,234,933	0	0	0	4,234,933
<b>Subtotal</b>	<b>7,970,922</b>	<b>0</b>	<b>568,178</b>	<b>6,139,214</b>	<b>14,678,313</b>
<b>Durable Solutions</b>					
Solutions strategy	10,800	0	0	966,134	976,934
Voluntary return	3,651,883	0	4,638,480	0	8,290,363
Reintegration	232,008	0	1,536,405	796,741	2,565,154
Integration	978,291	0	0	0	978,291
Resettlement	396,661	0	0	0	396,661
<b>Subtotal</b>	<b>5,269,644</b>	<b>0</b>	<b>6,174,885</b>	<b>1,762,875</b>	<b>13,207,404</b>
<b>Leadership, Coordination and Partnerships</b>					

	Pillar 1 Refugee programme	Pillar 2 Stateless programme	Pillar 3 Reintegration projects	Pillar 4 IDP projects	Total
Coordination and partnerships	1,881	0	0	2,822,975	2,824,856
Camp management and coordination	1,573,355	0	0	510,445	2,083,800
Donor relations	1,076,029	0	0	1,408,241	2,484,271
<b>Subtotal</b>	<b>2,651,265</b>	<b>0</b>	<b>0</b>	<b>4,741,662</b>	<b>7,392,927</b>
<b>Logistics and Operations Support</b>					
Supply chain and logistics	7,040,565	0	500	4,992,310	12,033,375
Operations management, coordination and support	5,811,791	0	909,209	1,031,099	7,752,099
<b>Subtotal</b>	<b>12,852,357</b>	<b>0</b>	<b>909,709</b>	<b>6,023,409</b>	<b>19,785,474</b>
<b>2019 Expenditure Total</b>	<b>58,079,631</b>	<b>262,905</b>	<b>7,652,771</b>	<b>43,658,063</b>	<b>109,653,370</b>

*\*Income from contributions includes indirect support costs that are recovered from contributions to Pillars 3 and 4, supplementary budgets and the “New or additional activities – mandate-related” (NAM) Reserve. Contributions towards all pillars are included under Pillar 1.*