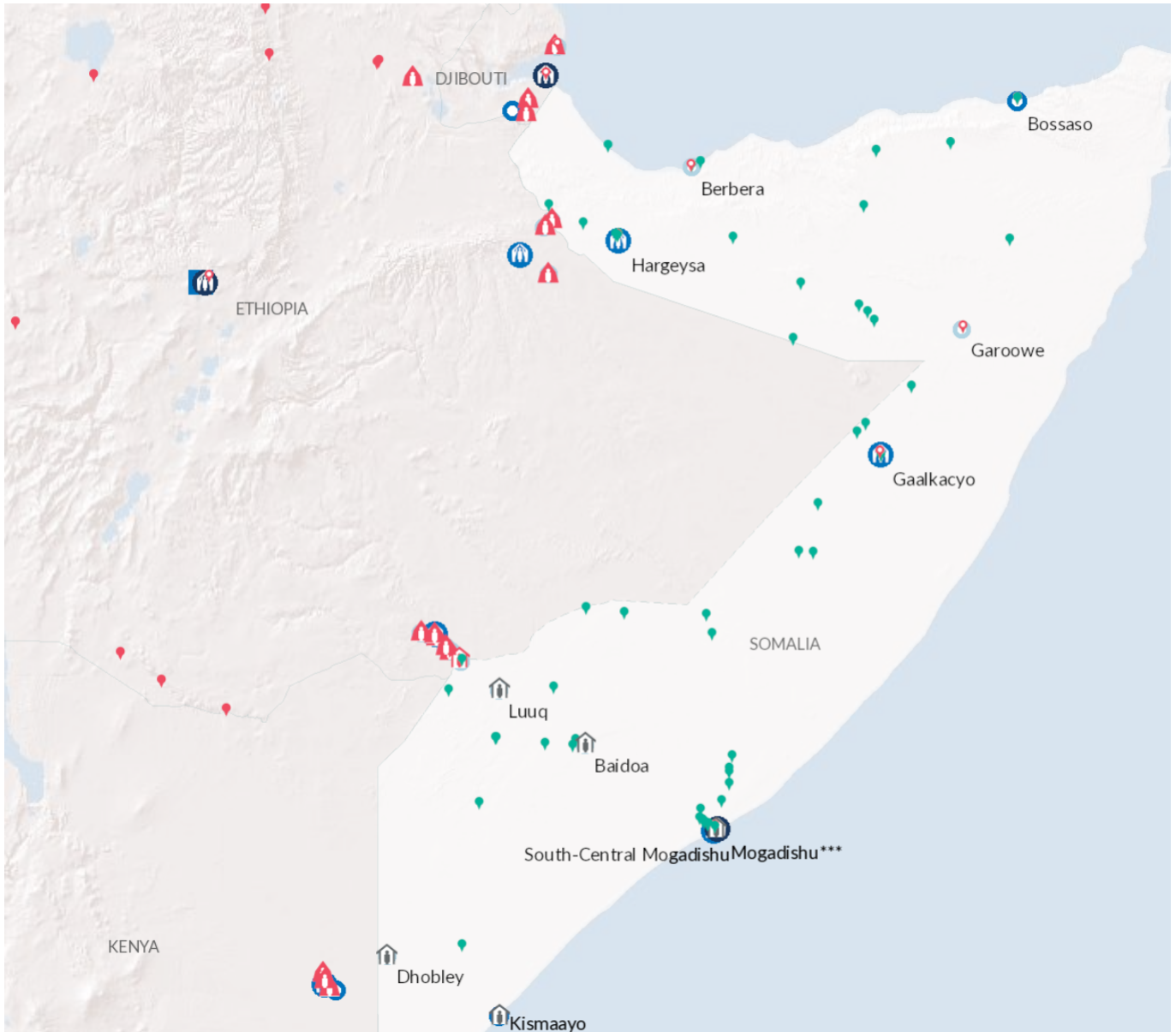


Operation: Somalia

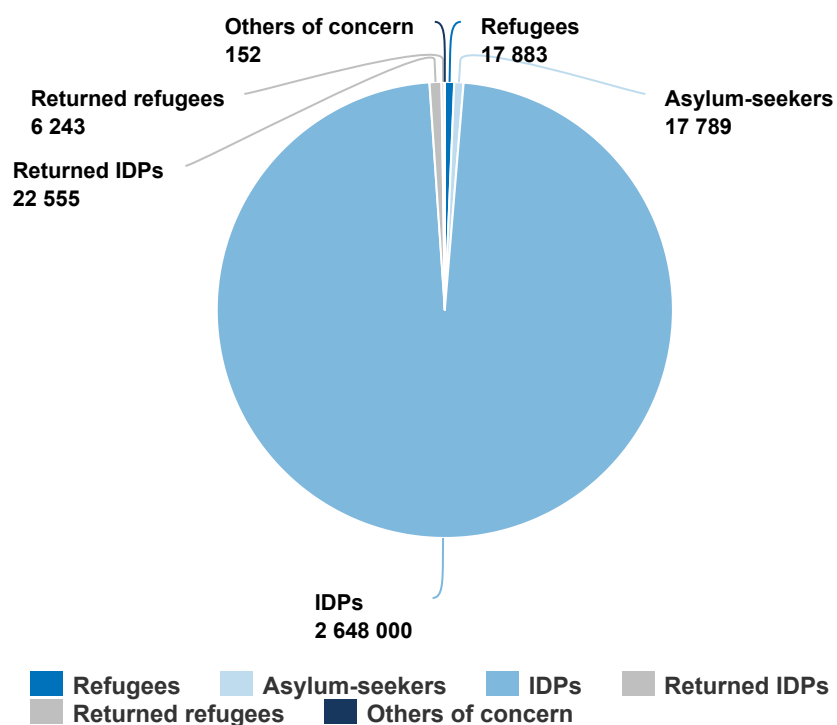


The boundaries and names shown and the designations used on this map do not imply official endorsement or acceptance by the United Nations.

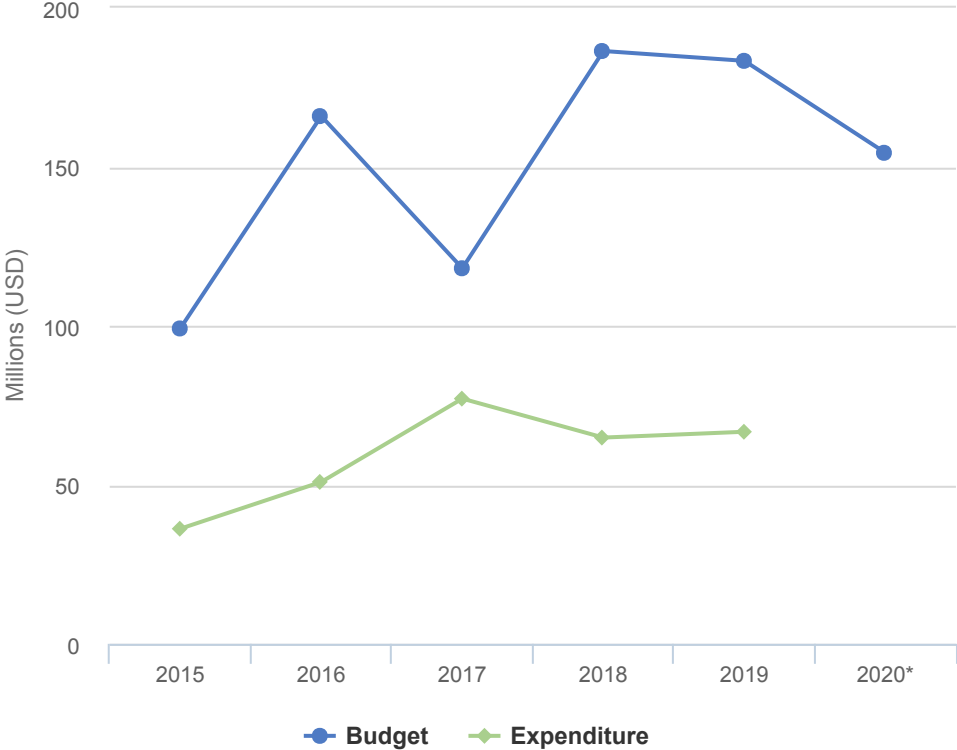
People of Concern

DECREASE IN
2% 2019

2019	2,712,622
2018	2,769,028
2017	2,187,585



Budgets and Expenditure for Somalia



Operational context

As part of its recovery following more than two decades of conflict, Somalia continued to welcome returning refugees with the support of UNHCR – both through the voluntary repatriation programme and spontaneously. Despite progress, challenges remained, and at the end of 2019, some 2.6 million people were internally displaced and 820,000 Somali refugees resided in other countries across the Horn of Africa and Yemen.

The operation continued to support the Government in providing protection and assistance and working towards the attainment of durable solutions for refugees, asylum-seekers, returnees and IDPs, working in close partnership with international and national actors.

The operation advanced the Comprehensive Refugee Response Framework through partnerships with the Government, United Nations and NGO actors in the sectors of health, education, livelihoods, and legal assistance and law development. In this regard, UNHCR maintained a close working relationship with relevant government departments and other relevant authorities in the country.

Population trends

By the end of 2019, Somalia was home to nearly 35,700 registered refugees and asylum-seekers, 37% of whom were of Yemeni nationality and 61% Ethiopian, while 2% represented other nationalities. Women and children constituted some 68% of people of concern.

Since December 2014, more than 129,000 Somali refugees had returned, including some 5,500 during 2019 (more than 2,100 of whom returned from Kenya through a facilitated process).

Key achievements

- A total of 35,700 refugees and asylum-seekers received multi-sectoral assistance in Somalia across the three regions of Puntland, Somaliland and South Central.
- In 2019, some 5,500 Somalis returned to Somalia from Kenya, Libya, Yemen and other countries. UNHCR provided all returnees with return packages.
- UNHCR processed nearly 130 refugee status determination cases pertaining to over 480 individuals. The files of some 160 individuals were submitted to Sweden for resettlement.
- More than 100 government staff were trained in different capacity-building initiatives.

Unmet needs

- Most refugees still had no prospects for local integration in Somaliland. Voluntary repatriation was not feasible for most refugees, especially refugees from Yemen due to ongoing conflict in the country. All these elements contributed to the continuing need for resettlement, exploration of complementary pathways and more funding for livelihoods programmes.
- The Somali operation received 36% funding in 2019. Due to limited funding, UNHCR was not able to implement most of the projects necessary to effectively support all returnees. Gaps included access to land, limited infrastructure and facilities like schools and health care in places of return.
- With large numbers of protracted IDPs and periodic natural disasters (i.e. floods and droughts), IDP response and assistance was estimated to cover less than 20% of total needs.

2019 Expenditure for Somalia | USD

The following table presents the final budget and funds available by pillar and the final expenditure at the objective-level, as reported at year-end.

	Pillar 1 Refugee programme	Pillar 3 Reintegration projects	Pillar 4 IDP projects	Total
Final Budget	34,261,076	112,636,247	36,394,302	183,291,625
Income from contributions*	52,385,594	6,491,636	2,656,358	61,533,587
Other funds available / transfers	-36,979,546	23,465,516	26,486,021	12,971,991
Total funds available	15,406,047	29,957,151	29,142,379	74,505,577

Expenditure by Objective				
Favourable Protection Environment				
Law and policy	264,514	0	1,306,143	1,570,657
Legal remedies and legal assistance	436,195	0	0	436,195
Public attitudes towards persons of concern	0	446,859	573,359	1,020,217
Subtotal	700,709	446,859	1,879,502	3,027,069
Fair Protection Processes and Documentation				
Reception conditions	471,062	0	0	471,062
Registration and profiling	509,765	472,285	0	982,050
Status determination	241,920	0	0	241,920
Subtotal	1,222,748	472,285	0	1,695,033
Security from Violence and Exploitation				
Protection from effects of armed conflict	0	2,120,969	1,692,409	3,813,378
SGBV prevention and response	336,272	677,251	5,633,901	6,647,424
Subtotal	336,272	2,798,220	7,326,311	10,460,803
Basic Needs and Essential Services				
Health	2,052,475	0	0	2,052,475
Shelter and infrastructure	0	2,079,257	3,189,102	5,268,359
Basic and domestic and hygiene items	900,373	2,747,071	5,914,035	9,561,479
Services for persons with specific needs	723,010	1,749,194	0	2,472,203
Education	2,057,219	3,037,086	0	5,094,305
Subtotal	5,733,077	9,612,607	9,103,137	24,448,821
Community Empowerment and Self Reliance				
Community mobilization	463,138	0	0	463,138
Co-existence with local communities	0	506,105	0	506,105

	Pillar 1 Refugee programme	Pillar 3 Reintegration projects	Pillar 4 IDP projects	Total
Self-reliance and livelihoods	962,108	4,574,783	1,276,217	6,813,108
Subtotal	1,425,246	5,080,888	1,276,217	7,782,351
Durable Solutions				
Voluntary return	1,142,366	2,789,437	0	3,931,803
Reintegration	0	1,678,107	0	1,678,107
Integration	0	0	2,727,534	2,727,534
Resettlement	376,602	0	0	376,602
Subtotal	1,518,968	4,467,544	2,727,534	8,714,046
Leadership, Coordination and Partnerships				
Coordination and partnerships	575,715	2,580,988	2,167,469	5,324,172
Camp management and coordination	0	359,000	0	359,000
Subtotal	575,715	2,939,988	2,167,469	5,683,172
Logistics and Operations Support				
Supply chain and logistics	204,064	0	0	204,064
Operations management, coordination and support	1,221,207	1,718,646	1,717,028	4,656,881
Subtotal	1,425,271	1,718,646	1,717,028	4,860,945
2019 Expenditure Total	12,938,006	27,537,036	26,197,198	66,672,239

**Income from contributions includes indirect support costs that are recovered from contributions to Pillars 3 and 4, supplementary budgets and the "New or additional activities – mandate-related" (NAM) Reserve. Contributions towards all pillars are included under Pillar 1.*