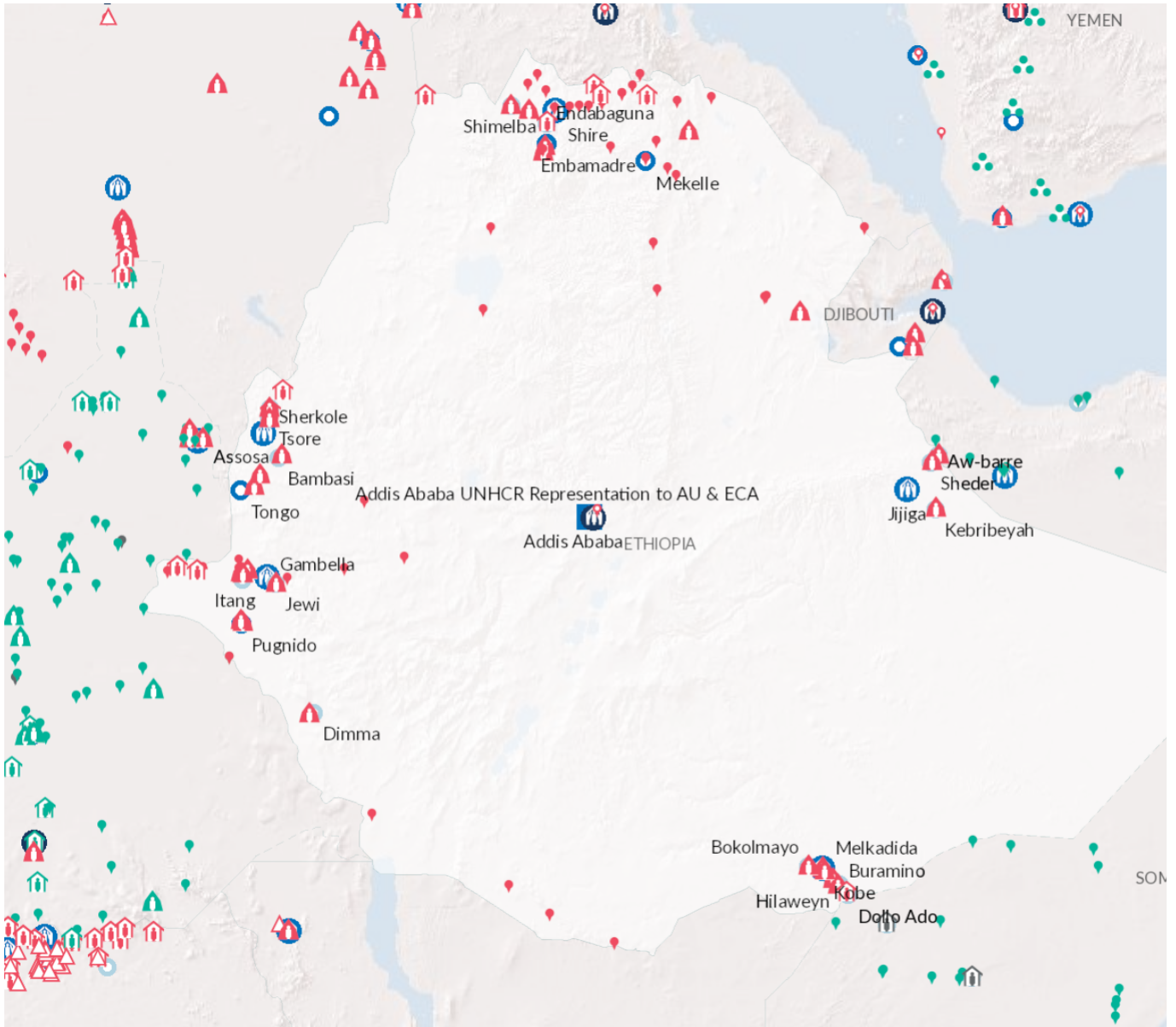


Operation: Ethiopia

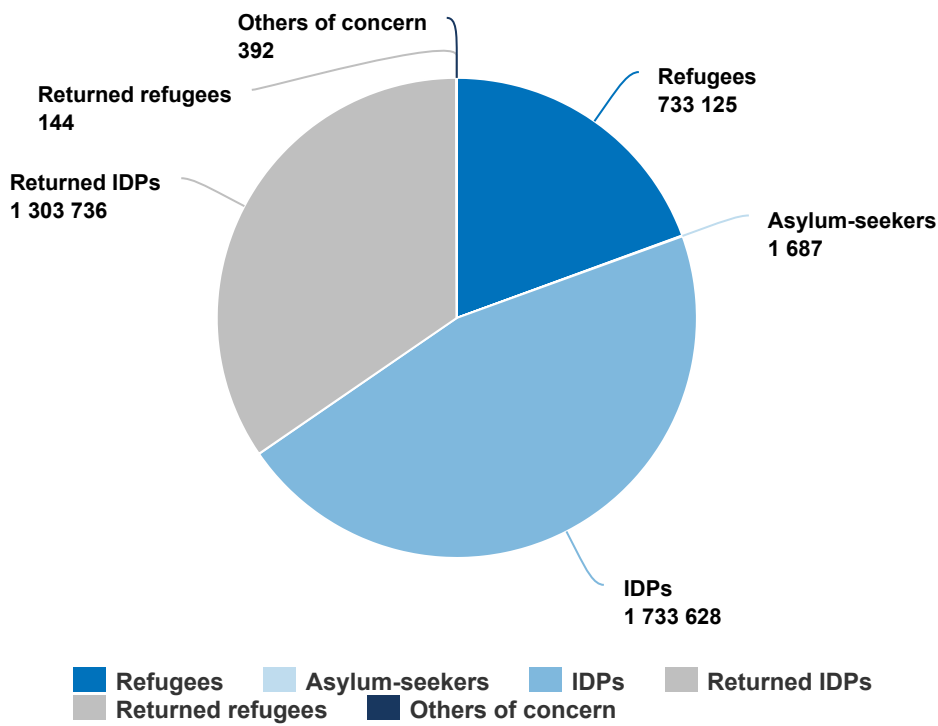


The boundaries and names shown and the designations used on this map do not imply official endorsement or acceptance by the United Nations.

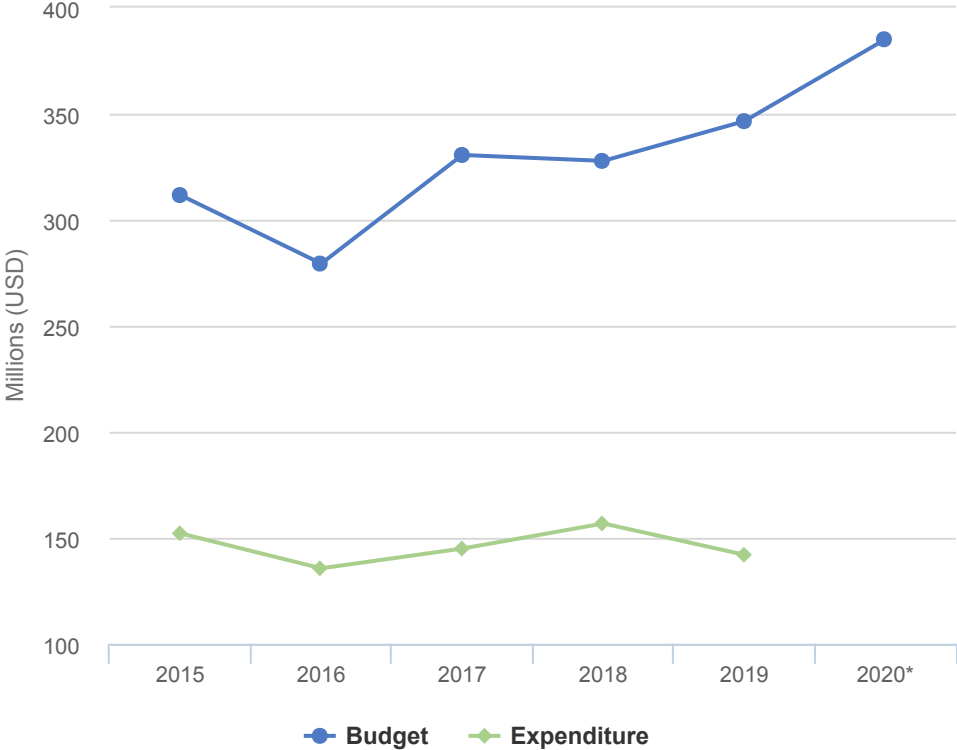
People of Concern

INCREASE IN
7% 2019

2019	3,772,712
2018	3,521,647
2017	1,970,983



Budgets and Expenditure for Ethiopia



Operational context

In operationalizing its nine pledges made in the context of the Comprehensive Refugee Response Framework (CRRF) and Global Refugee Forum, the Government of Ethiopia enacted in January 2019 a new progressive Refugee Proclamation (No. 1110/2019) granting a wide range of rights and access to services for refugees and asylum-seekers.

In 2019, the Government also took steps towards ratifying the 2009 African Union Convention for the Protection and Assistance of Internally Displaced Persons in Africa.

As part of the restructuring of the executive branch of the Government, the Agency for Refugee and Returnee Affairs (ARRA) was re-constituted under the new Ministry of Peace; significant delays were experienced in operationalizing the new refugee architecture.

Population trends

In 2019, UNHCR and ARRA jointly completed the individual comprehensive registration of all refugees and asylum-seekers.

The refugee flow to Ethiopia continued during 2019, with almost 80,800 people seeking safety and protection within the country's borders. The operation ended the year with some 734,800 registered refugees and asylum-seekers countrywide.

The rapprochement with Eritrea in July 2018 had resulted in an influx of over 70,300 new arrivals from Eritrea into the Afar and Tigray regions by the end of 2019.

Over 180 Ethiopian refugees returned from countries within the region during the year.

The total number of internally displaced persons in Ethiopia was over 1.7 million at the end of 2019, of whom 80% were displaced by conflict and 20% because of climate change related events.

Key achievements

- Significant progress was achieved in the context of IGAD commitments, most notably in education (following the 2017 Djibouti Declaration), but also in the areas of livelihoods and durable solutions. A national level strategy and its 5-year action plan was launched in October 2019 by the Job Creation Commission, with plans to create three million jobs nationwide (including for refugees) until 2025, of which 120,000 would be created by the Somali Regional State.
- Gradual inclusion of people of concern in national services such as education and WASH was being achieved through various partnerships.
- The operation strengthened its protection cluster leadership in the IDP response and expanded sub-cluster presence in six IDP locations in Ethiopia.
- Agreements were signed between UNHCR and the Governments of Djibouti, Ethiopia and Sudan for the voluntary return of nearly 200 Ethiopian refugees in 2019.

Unmet needs

In 2019, the refugee influx coupled with inadequate resources affected delivery of protection and assistance to people of concern. The operation was funded at 45% of overall needs by the end of 2019.

- Global acute malnutrition was above the 'very high' level (15%) in 7 out of 26 refugee camps in 2019, compared to 5 camps in 2018.
- Only 40% of refugee households lived in adequate shelters.
- 32% of eligible primary school-age children and some 85% of eligible secondary school students were out of school.

- Access to potable water was provided on an average of 15 litres per person per day, below the recommended 20 litres per day.
- Household latrine coverage was at less than 40% across the camps.
- Inadequate domestic cooking fuel and sustainable energy sources remained a cross-cutting issue affecting nutrition and exposing refugee women and girls to SGBV and other forms of exploitation and abuse. Refugee women travel between 7 and 10 kilometers in search of firewood.
- Challenges persisted in realizing an effective government-led CRRF coordination system.

2019 Expenditure for Ethiopia | USD

The following table presents the final budget and funds available by pillar and the final expenditure at the objective-level, as reported at year-end.

	Pillar 1 Refugee programme	Pillar 3 Reintegration projects	Pillar 4 IDP projects	Total
Final Budget	310,809,537	7,000,000	28,700,322	346,509,859
Income from contributions*	105,289,037	2,250,000	4,314,817	111,853,854
Other funds available / transfers	24,725,212	0	10,920,337	35,645,548
Total funds available	130,014,248	2,250,000	15,235,154	147,499,402

Expenditure by Objective				
Favourable Protection Environment				
International and regional instruments	125,634	0	112,324	237,959
Law and policy	41,288	0	349,935	391,223
Legal remedies and legal assistance	1,851,877	0	0	1,851,877
Access to territory	527,033	0	0	527,033
Public attitudes towards persons of concern	426,166	0	0	426,166
Subtotal	2,971,998	0	462,259	3,434,257
Fair Protection Processes and Documentation				
Reception conditions	2,829,660	0	0	2,829,660
Registration and profiling	6,787,298	0	0	6,787,298
Status determination	203,409	0	0	203,409
Individual documentation	1,193,897	0	0	1,193,897
Civil status documentation	1,327,360	0	0	1,327,360
Subtotal	12,341,625	0	0	12,341,625
Security from Violence and Exploitation				
Protection from crime	0	0	23,550	23,550
Protection from effects of armed conflict	0	0	2,273,661	2,273,661
SGBV prevention and response	3,293,400	0	355,110	3,648,510
Child protection	4,496,662	0	0	4,496,662
Subtotal	7,790,062	0	2,652,321	10,442,384
Basic Needs and Essential Services				
Health	9,346,702	0	0	9,346,702
Reproductive health and HIV/ Aids response	3,017,013	0	0	3,017,013
Nutrition	5,056,115	0	0	5,056,115

	Pillar 1 Refugee programme	Pillar 3 Reintegration projects	Pillar 4 IDP projects	Total
Food security	662,892	0	0	662,892
Water	7,018,609	0	0	7,018,609
Sanitation and hygiene	4,875,546	0	0	4,875,546
Shelter and infrastructure	9,051,840	0	1,948,430	11,000,270
Energy	2,975,906	0	8,628	2,984,534
Basic and domestic and hygiene Items	8,224,695	555,133	4,004,132	12,783,960
Services for persons with specific needs	2,967,516	0	378,522	3,346,038
Education	14,399,228	0	0	14,399,228
Subtotal	67,596,062	555,133	6,339,712	74,490,908
Community Empowerment and Self Reliance				
Community mobilization	964,789	0	585,245	1,550,034
Co-existence with local communities	1,037,061	0	0	1,037,061
Natural resources and shared environment	2,766,239	0	0	2,766,239
Self-reliance and livelihoods	4,860,618	0	0	4,860,618
Subtotal	9,628,707	0	585,245	10,213,952
Durable Solutions				
Voluntary return	40,717	0	0	40,717
Reintegration	0	0	728,777	728,777
Integration	1,734,461	0	0	1,734,461
Resettlement	1,503,633	0	0	1,503,633
Subtotal	3,278,811	0	728,777	4,007,588
Leadership, Coordination and Partnerships				
Coordination and partnerships	881,736	0	652,988	1,534,724
Camp management and coordination	3,943,034	0	0	3,943,034
Subtotal	4,824,770	0	652,988	5,477,759
Logistics and Operations Support				
Supply chain and logistics	4,498,248	0	1,432,355	5,930,603
Operations management, coordination and support	14,086,169	0	1,527,764	15,613,933
Subtotal	18,584,417	0	2,960,119	21,544,536
Headquarters and Regional Support				
Global strategic direction and management	669	0	0	669
Protection advice and support	47,930	0	0	47,930
Technical advice and support	2,647	0	0	2,647

	Pillar 1 Refugee programme	Pillar 3 Reintegration projects	Pillar 4 IDP projects	Total
Media relations and public affairs	3,109	0	0	3,109
Inter-agency relations and partnership	506	0	0	506
Capacity building & skill development	1,890	0	0	1,890
Subtotal	56,752	0	0	56,752
2019 Expenditure Total	127,073,205	555,133	14,381,422	142,009,760

**Income from contributions includes indirect support costs that are recovered from contributions to Pillars 3 and 4, supplementary budgets and the “New or additional activities – mandate-related” (NAM) Reserve. Contributions towards all pillars are included under Pillar 1.*