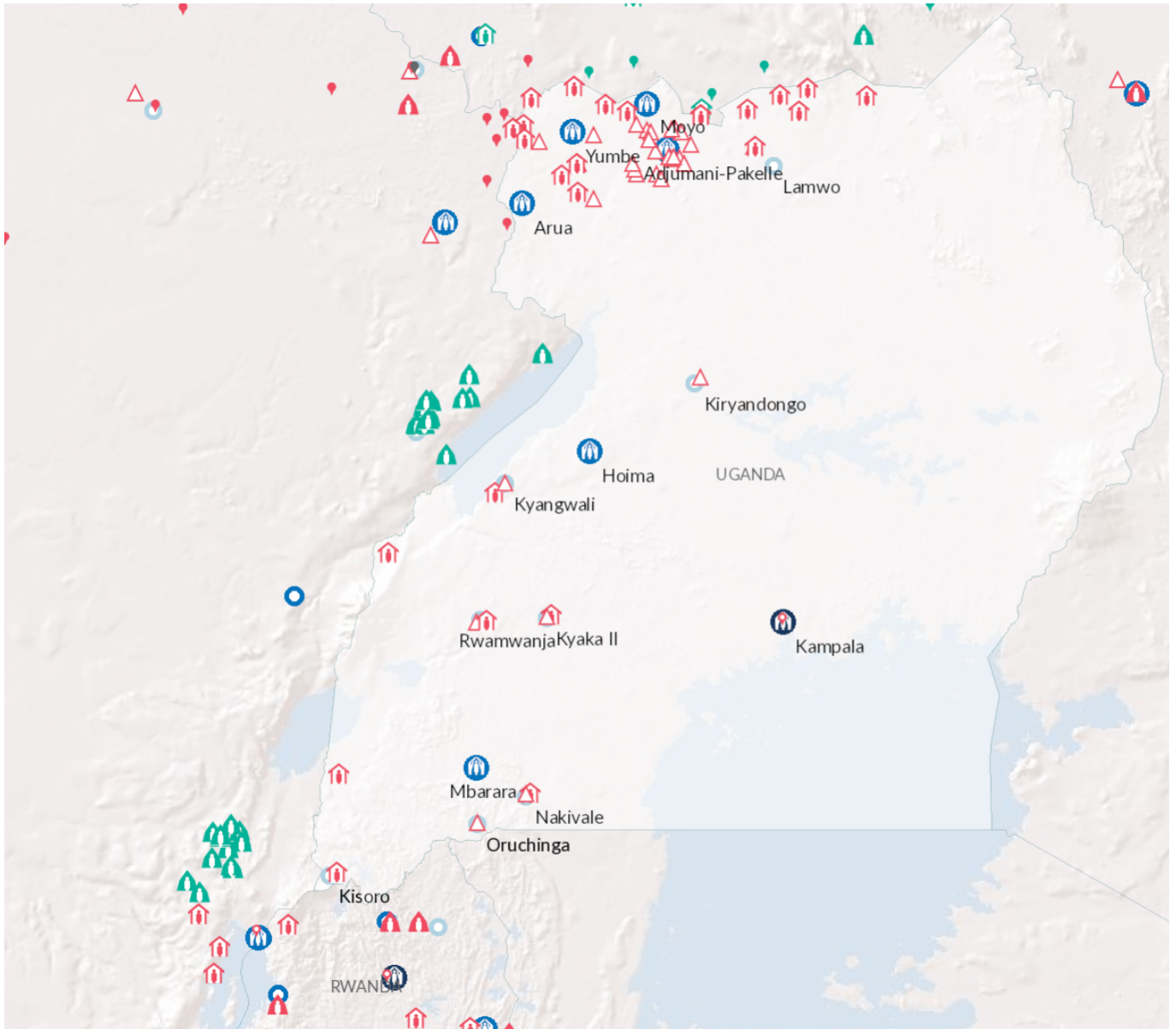




## Operation: Uganda

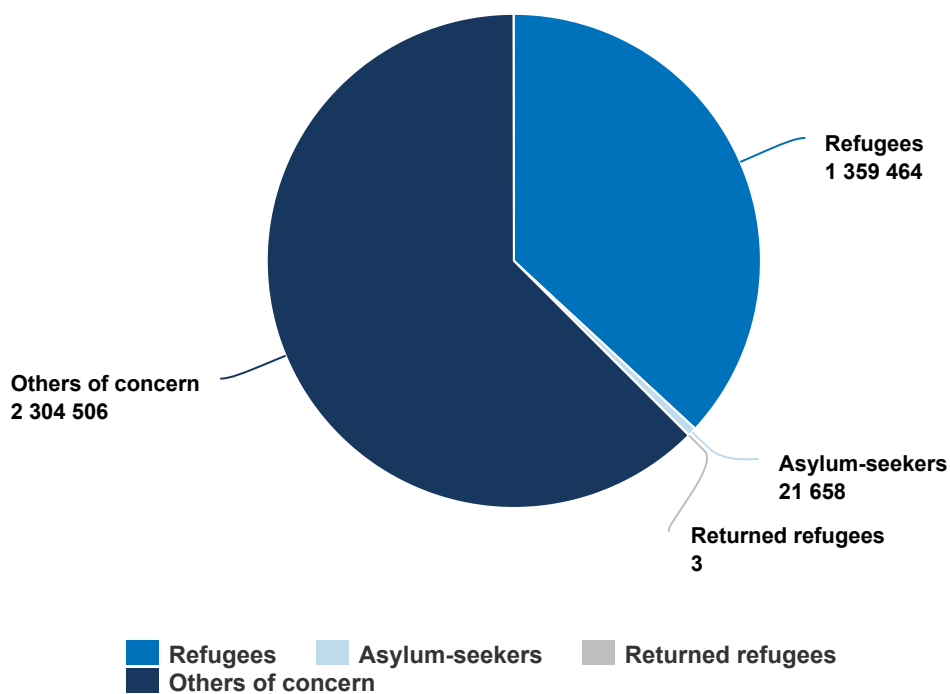


*The boundaries and names shown and the designations used on this map do not imply official endorsement or acceptance by the United Nations.*

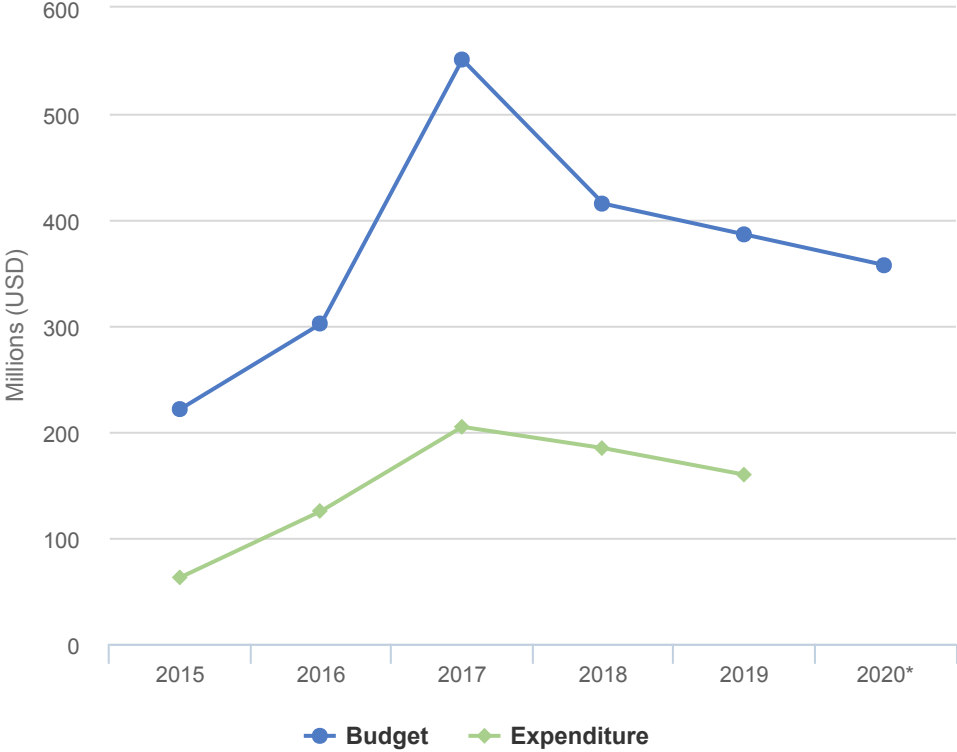
# People of Concern

INCREASE IN  
**169%** 2019

<b>2019</b>	3,685,631
<b>2018</b>	1,370,923
<b>2017</b>	1,575,148



# Budgets and Expenditure for Uganda



## Operational context

Uganda remained the largest refugee operation in Africa, hosting some 1.4 million refugees, mostly from South Sudan (861,600) and the Democratic Republic of Congo (DRC) (397,600). The vast majority of refugees lived in settlements alongside local communities, with urban centres being home to a small percentage of the refugee population – mainly in Kampala. The country continued to receive new arrivals in 2019.

The protection environment in Uganda remained favorable in 2019, with Uganda's progressive refugee policy enabling refugees to enjoy freedom of movement, the right to work and establish businesses and access to services such as health care and education.

"The National Plan of Action" to implement the Comprehensive Refugee Response Framework was updated in the first quarter of 2019 to provide direction and objectives until 2020. UNHCR's country strategy was adjusted accordingly in order to assist the Government to include refugees in national planning and budgeting, strengthening government systems to benefit both refugees and Ugandans. UNHCR and refugees were part of the taskforce developing District Development Plans in refugee-hosting districts, with priority on education, health, environment and economic inclusion.

While the protection environment remained generally good, the Government introduced tighter security screening measures at entry points in the second half of 2019, particularly affecting arrivals from the DRC. This led to congestion at transit and reception centers, and bottlenecks in the registration process and transfers to the settlements.

In December 2019, the country experienced flooding and landslides in the Southwest, Eastern, Northern and West Nile regions. The Government appealed to the United Nations system for assistance. In response, the Central Emergency Response Fund allocated some \$800,000 to UNHCR for the purchase and distribution of non-food items.

## Population trends

During 2019, some 94,725 asylum-seekers arrived in Uganda from the DRC (57,242), South Sudan (31,663) and Burundi (5,820).

Women and children constituted 82%; in 2019, there were nearly 41,200 registered births in refugee communities.

94% of refugees lived in settlements and 6% in urban areas.

Close to 3,300 refugees resettled to third countries.

## Key achievements

- Some 23,800 cases (representing more than 47,000 individuals) were granted refugee status by the Refugee Eligibility Committee, compared to 8,000 cases in 2018.
- UNHCR launched an inter-agency feedback, referral and resolution mechanism to improve accountability to refugees and asylum-seekers.
- UNHCR supported the development, launch and implementation of Uganda's health sector integrated refugee response plan.

## Unmet needs

- The ratio of child protection caseworkers to child (1:80) remained inadequate to effectively address the needs of refugee children.
- Limited numbers of qualified psychosocial staff and partners reduced the interaction time with clients and the capacity for follow-up, and enhanced the risk of relapse and serious mental health risks.
- Only 66% latrine coverage was provided against a standard of 85%.
- An average water supply of 16.2 litres per day was provided, against a standard of 20 litres per day.

- Only 11% of secondary school-aged children were able to access formal education or vocational training.



# 2019 Expenditure for Uganda | USD

The following table presents the final budget and funds available by pillar and the final expenditure at the objective-level, as reported at year-end.

	Pillar 1 Refugee programme	Pillar 2 Stateless programme	Total
<b>Final Budget</b>	<b>386,000,000</b>	<b>200,000</b>	<b>386,200,000</b>
Income from contributions*	148,376,298	21,400	148,397,698
Other funds available / transfers	16,197,065	47,668	16,244,733
<b>Total funds available</b>	<b>164,573,362</b>	<b>69,068</b>	<b>164,642,430</b>
<b>Expenditure by Objective</b>			
<b>Favourable Protection Environment</b>			
Law and policy	48,139	0	48,139
Administrative Institutions and Practice	0	69,068	69,068
Legal remedies and legal assistance	2,107,602	0	2,107,602
Access to territory	170,574	0	170,574
<b>Subtotal</b>	<b>2,326,315</b>	<b>69,068</b>	<b>2,395,383</b>
<b>Fair Protection Processes and Documentation</b>			
Reception conditions	4,558,448	0	4,558,448
Registration and profiling	5,626,099	0	5,626,099
Status determination	870,396	0	870,396
Individual documentation	662,591	0	662,591
Civil status documentation	676,637	0	676,637
<b>Subtotal</b>	<b>12,394,171</b>	<b>0</b>	<b>12,394,171</b>
<b>Security from Violence and Exploitation</b>			
Protection from crime	1,562,764	0	1,562,764
SGBV prevention and response	3,890,172	0	3,890,172
Child protection	4,094,735	0	4,094,735
<b>Subtotal</b>	<b>9,547,671</b>	<b>0</b>	<b>9,547,671</b>
<b>Basic Needs and Essential Services</b>			
Health	21,012,662	0	21,012,662
Reproductive health and HIV/ Aids response	4,893,498	0	4,893,498
Nutrition	2,433,381	0	2,433,381
Water	6,147,294	0	6,147,294
Sanitation and hygiene	3,538,752	0	3,538,752
Shelter and infrastructure	8,677,216	0	8,677,216
Energy	2,177,155	0	2,177,155
Basic and domestic and hygiene Items	10,982,187	0	10,982,187
Services for persons with specific needs	4,315,204	0	4,315,204

	Pillar 1 Refugee programme	Pillar 2 Stateless programme	Total
Education	16,542,812	0	16,542,812
<b>Subtotal</b>	<b>80,720,161</b>	<b>0</b>	<b>80,720,161</b>
<b>Community Empowerment and Self Reliance</b>			
Community mobilization	4,275,695	0	4,275,695
Co-existence with local communities	2,115,594	0	2,115,594
Natural resources and shared environment	4,190,855	0	4,190,855
Self-reliance and livelihoods	7,231,169	0	7,231,169
<b>Subtotal</b>	<b>17,813,313</b>	<b>0</b>	<b>17,813,313</b>
<b>Durable Solutions</b>			
Resettlement	1,721,211	0	1,721,211
<b>Subtotal</b>	<b>1,721,211</b>	<b>0</b>	<b>1,721,211</b>
<b>Leadership, Coordination and Partnerships</b>			
Coordination and partnerships	2,976,319	0	2,976,319
<b>Subtotal</b>	<b>2,976,319</b>	<b>0</b>	<b>2,976,319</b>
<b>Logistics and Operations Support</b>			
Supply chain and logistics	13,463,709	0	13,463,709
Operations management, coordination and support	18,547,404	0	18,547,404
<b>Subtotal</b>	<b>32,011,113</b>	<b>0</b>	<b>32,011,113</b>
<b>Headquarters and Regional Support</b>			
Capacity building & skill development	1,200	0	1,200
<b>Subtotal</b>	<b>1,200</b>	<b>0</b>	<b>1,200</b>
<b>2019 Expenditure Total</b>	<b>159,511,474</b>	<b>69,068</b>	<b>159,580,542</b>

*\*Income from contributions includes indirect support costs that are recovered from contributions to Pillars 3 and 4, supplementary budgets and the “New or additional activities – mandate-related” (NAM) Reserve. Contributions towards all pillars are included under Pillar 1.*