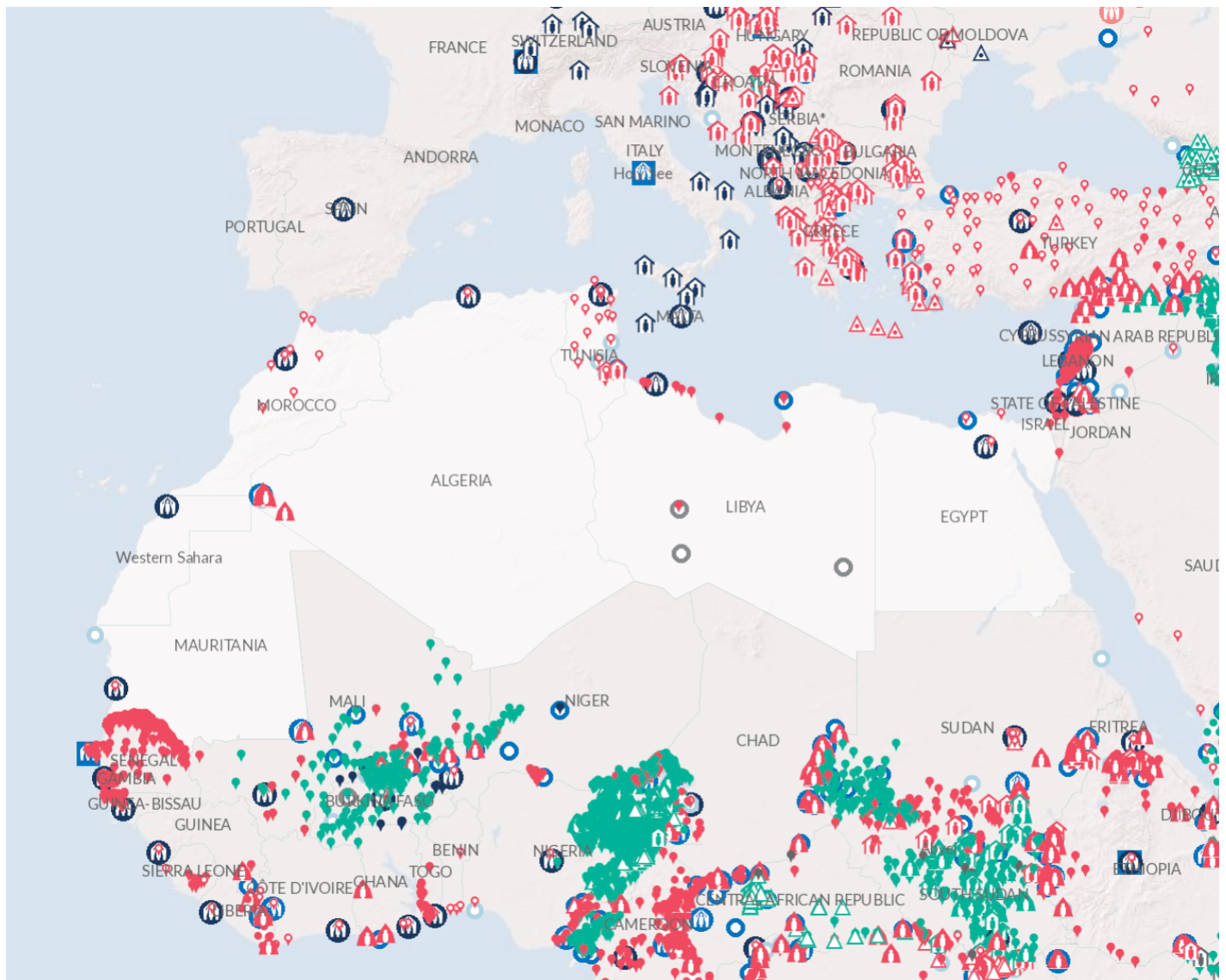


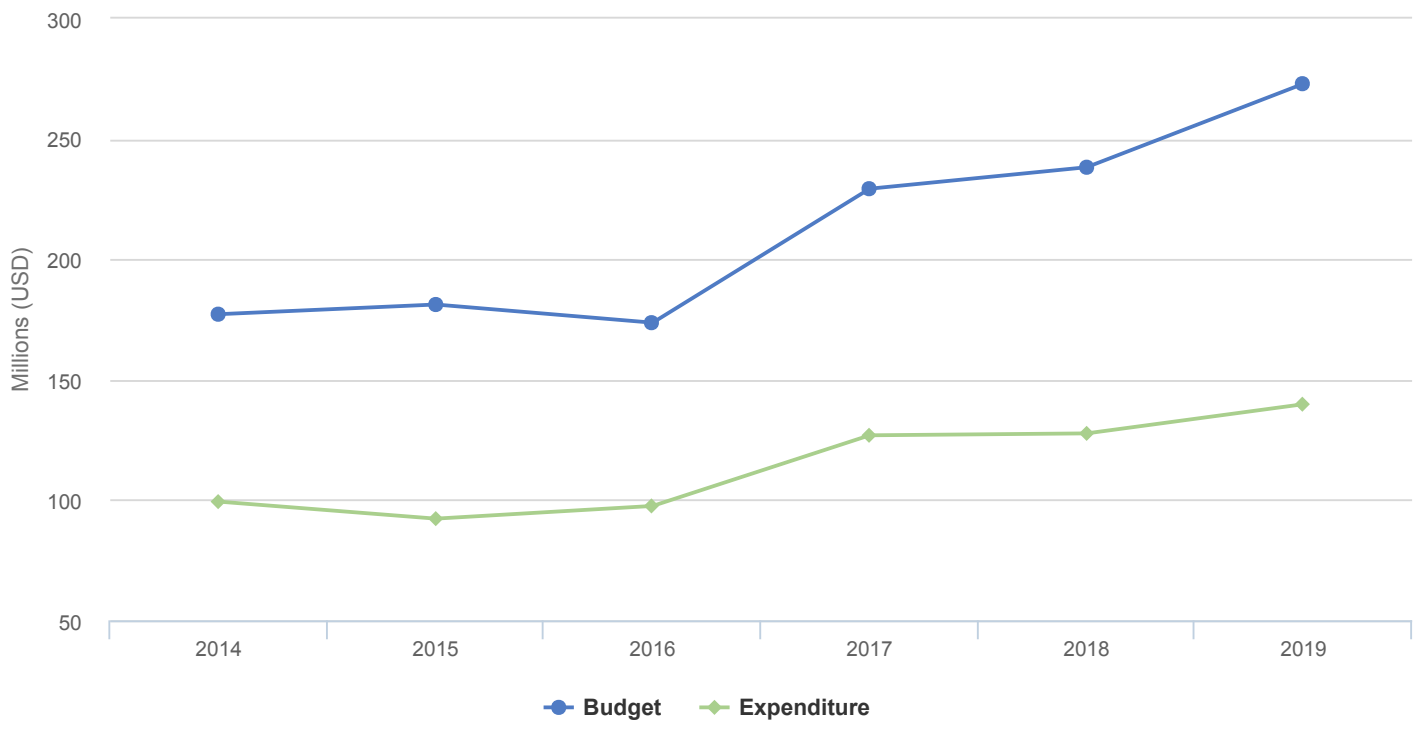
Subregion: North Africa

| Algeria | Egypt | Libya | Mauritania | Morocco | Tunisia | **Western Sahara** |

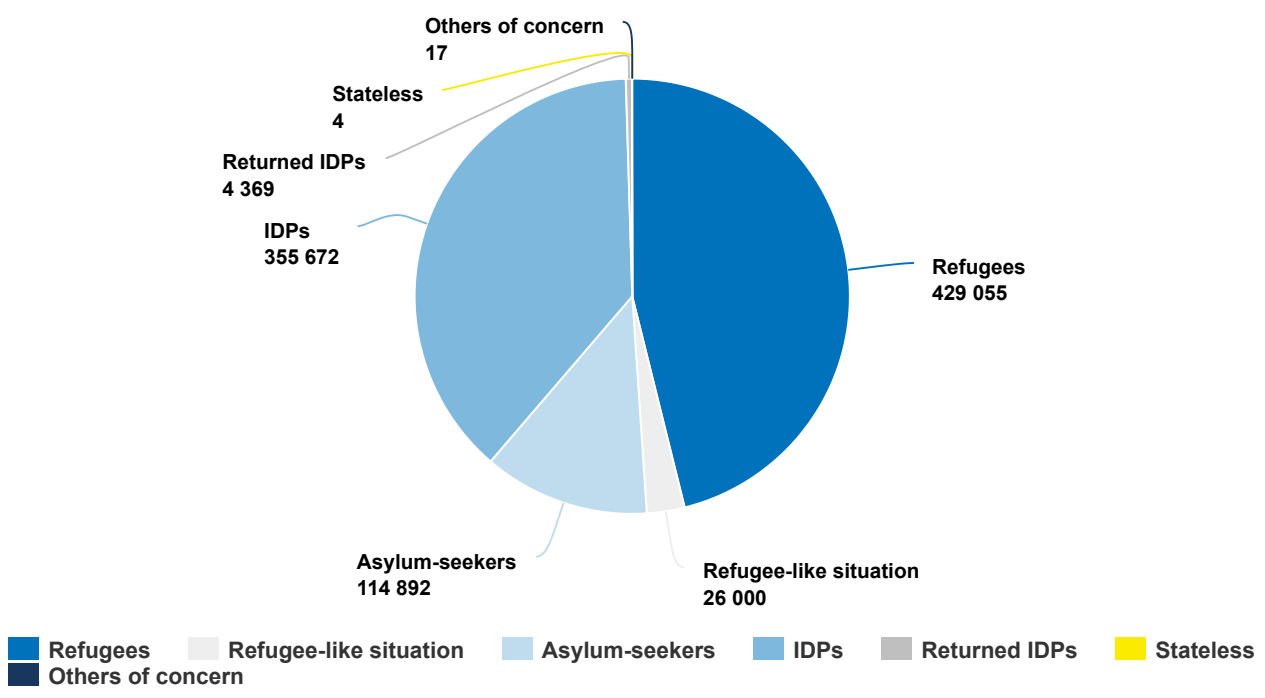


The boundaries and names shown and the designations used on this map do not imply official endorsement or acceptance by the United Nations.

Budgets and Expenditure in Subregion North Africa



People of Concern - 2019



Response in 2019

UNHCR observed a notable increase in both the number of people of concern as well as the needs of refugees, asylum-seekers, IDPs, IDP returnees, migrants, and stateless persons across North Africa in 2019. Due, in part, to continued mixed movements and escalating hostilities in Libya, the overall refugee and asylum-seeker population in the sub-region continued to rise as protection and access concerns become more complex.

UNHCR's presence in **Libya** continued to be restricted due to political and security concerns. As clashes broke out in Tripoli, limited access to people of concern impacted UNHCR's ability to deliver life-saving activities and protection services. Meanwhile, fighting and hostilities led to a 50% rise in IDPs, with 343,200 people recorded as displaced by the end of the year. Emergency evacuations continued throughout the year to Italy, Niger, and Romania, and a new Emergency Transit Mechanism was established in Rwanda. The number of rescues at sea and disembarkations fell by 40%, with some 9,000 persons intercepted by the Libyan Coast Guard. UNHCR faced impediments in accessing and registering people of concern in detention, although the number of people detained reduced by over 50% over the course of the year. Due to security threats and significant overcrowding, UNHCR reevaluated the status of the Gathering and Departure Facility (GDF) as it evolved from a transit and hosting facility towards an open centre. Support focused on urban assistance packages while continuing to find solutions for people of concern living in urban areas.

Expanding the protection space remained a central objective across the North Africa sub-region. In **Egypt**, UNHCR continued to advocate for the inclusion of refugees and asylum-seekers of all nationalities in the public health and education systems. In **Morocco**, efforts to enhance inclusion and self-sustainability of refugees were advanced through multi-sectoral programmes promoting employment and social cohesion with host communities. As **Tunisia** saw a threefold increase in registered refugees and asylum-seekers in 2019, UNHCR began emergency preparedness and contingency planning with the Government in the event of a possible influx from Libya. Advocacy continued with the Governments of **Algeria, Egypt, Mauritania, Morocco** and **Tunisia** regarding the adoption of national asylum legislation, with UNHCR providing technical guidance and support where necessary.

The greatest unmet needs in the sub-region were recorded in Libya where a combination of active armed conflict, mixed movements of refugees and migrants, restricted access to territory, lack of durable solutions, and limited funding resulted in a highly complex and unfavorable protection environment. Refugees and asylum-seekers, the majority of whom lived in urban areas, became increasingly dependent on UNHCR's support due to a lack of access to basic national services. Camp-based refugees in **Algeria** and **Mauritania** continued to face shortages in food assistance, essential drugs and medical equipment, sanitation services, and drinking water.

2019 Voluntary Contributions to North Africa | USD

Earmarking / Donor	Pillar 1 Refugee programme	Pillar 4 IDP projects	All pillars	Total
North Africa overall				
Malta	27,352	0	0	27,352
United States of America	0	0	2,200,000	2,200,000
North Africa overall subtotal	27,352	0	2,200,000	2,227,352
Algeria				
Canada	0	0	303,951	303,951
Denmark	301,932	0	0	301,932
France	250,000	0	0	250,000
Germany	0	0	1,112,347	1,112,347
Italy	139,064	0	0	139,064
Norway	1,142,204	0	0	1,142,204
Private donors in Japan	329,313	0	0	329,313
Spain	886,239	0	0	886,239
Sweden	549,995	0	827,267	1,377,261
United States of America	25,000	0	8,100,000	8,125,000
Algeria subtotal	3,623,746	0	10,343,565	13,967,311
Egypt Regional Office				
European Union	3,141,134	0	0	3,141,134
Germany	11,418,732	0	0	11,418,732
Italy	1,293,465	0	0	1,293,465
Japan	0	0	90,302	90,302
Netherlands	2,949,993	0	210,148	3,160,141
Private donors in Canada	1,162	0	0	1,162
Private donors in China	3,148	0	0	3,148
Private donors in Egypt	5,509	0	56	5,565
Private donors in Indonesia	727	0	0	727
Private donors in Italy	165,017	0	0	165,017
Private donors in Kuwait	645	0	0	645

Earmarking / Donor	Pillar 1 Refugee programme	Pillar 4 IDP projects	All pillars	Total
Private donors in Lebanon	5,788	0	5,026	10,813
Private donors in Oman	524	0	0	524
Private donors in Saudi Arabia	20,386	0	100	20,486
Private donors in Thailand	3,057	0	0	3,057
Private donors in the United Arab Emirates	25,889	0	392	26,281
UNICEF	56,000	0	0	56,000
United Kingdom of Great Britain and Northern Ireland	71,263	0	0	71,263
United States of America	13,400,000	0	12,700,000	26,100,000
<i>Egypt Regional Office subtotal</i>	32,562,438	0	13,006,023	45,568,461
Libya				
Canada	0	0	569,909	569,909
Central Emergency Response Fund (CERF)	275,000	1,200,000	0	1,475,000
Czech Republic	1,069,748	0	0	1,069,748
Denmark	0	0	2,945,942	2,945,942
European Union	16,097,943	614,237	0	16,712,179
France	1,742,425	0	0	1,742,425
Germany	0	0	7,747,447	7,747,447
Italy	4,089,673	1,189,080	568,182	5,846,935
Kuwait	250,000	0	0	250,000
Luxembourg	0	0	523,013	523,013
Norway	329,058	0	0	329,058
Private donors in Canada	0	0	217,167	217,167
Private donors in Germany	0	0	308,454	308,454
Private donors in Italy	0	0	3,866	3,866
Private donors in Spain	0	0	5,673	5,673
Private donors in the Netherlands	0	0	112	112
Spain	110,011	0	0	110,011
Switzerland	769,716	0	0	769,716
United Kingdom of Great Britain and Northern Ireland	156,219	0	0	156,219
United States of America	0	0	20,200,000	20,200,000

Earmarking / Donor	Pillar 1 Refugee programme	Pillar 4 IDP projects	All pillars	Total
Libya subtotal	24,889,793	3,003,316	33,089,765	60,982,874
Mauritania				
Canada	0	0	189,970	189,970
Denmark	301,932	0	0	301,932
European Union	2,329,841	0	0	2,329,841
Germany	21,400	0	0	21,400
Italy	184,442	0	0	184,442
Japan	357,142	0	0	357,142
Monaco	113,766	0	0	113,766
Private donors in Canada	828	0	0	828
Private donors in Egypt	272	0	0	272
Private donors in Japan	484,130	0	0	484,130
Private donors in Kuwait	943	0	0	943
Private donors in Lebanon	10,462	0	5,050	15,512
Private donors in Oman	5,901	0	0	5,901
Private donors in Saudi Arabia	1,331	0	2,028	3,359
Private donors in the United Arab Emirates	11,783	0	0	11,783
United States of America	0	0	4,900,000	4,900,000
Mauritania subtotal	3,824,172	0	5,097,047	8,921,219
Morocco				
Denmark	301,932	0	0	301,932
European Union	332,224	0	0	332,224
Italy	272,297	0	0	272,297
Monaco	160,085	0	0	160,085
Switzerland	0	0	502,008	502,008
UN Trust Fund for Human Security	380,311	0	0	380,311
United States of America	0	0	700,000	700,000
Morocco subtotal	1,446,849	0	1,202,008	2,648,857

Earmarking / Donor	Pillar 1 Refugee programme	Pillar 4 IDP projects	All pillars	Total
Tunisia				
Denmark	301,932	0	0	301,932
Italy	1,270,246	0	22,328	1,292,574
Luxembourg	0	0	209,205	209,205
Monaco	85,379	0	0	85,379
Netherlands	280,715	0	0	280,715
Switzerland	266,666	0	0	266,666
United States of America	0	0	600,000	600,000
Tunisia subtotal	2,204,938	0	831,533	3,036,471
Western Sahara (Confidence Building Measures)				
Morocco	0	0	25,184	25,184
United States of America	0	0	400,000	400,000
Western Sahara (Confidence Building Measures) subtotal	0	0	425,184	425,184
Total	68,579,289	3,003,316	66,195,125	137,777,730

Note: