

A young boy with dark skin and curly hair is shown in profile, looking upwards and to the left. He is wearing a pink shirt with a dark blue collar. The background consists of a cloudy sky and green trees. A white tarp is visible on the left side of the frame.

ETHIOPIA COUNTRY REFUGEE RESPONSE PLAN

The integrated response plan for refugees from
Eritrea, Sudan, South Sudan and Somalia

January 2019 — December 2020

CREDITS:

UNHCR wishes to acknowledge the contributions of humanitarian partners within respective Sector Working Groups within the Ethiopia operation, together with the support extended by the Regional Service Centre (RSC) - Nairobi and Headquarters, who have participated in the preparation of the narrative, financial and graphic components of this document.

The maps in this publication do not imply the expression of any opinion on the part of UNHCR concerning the legal status of any country or territory or area, of its authorities, or the delimitation of frontiers or boundaries.

All statistics are provisional and subject to change.

For more information:

[Ethiopia refugees country page](#)

FRONT COVER & ALL OTHER PHOTOGRAPH IN THE PUBLICATION:

© UNHCR / Diana Diaz

Contents

Ethiopia Refugee Response Plan	3
Country Overview	5
Needs Analysis	8
Partnership & Coordination	17
Planned Response for 2019 & 2020	20
Financial Requirements	35
Annex	
Monitoring Framework	41
2019 Financial Requirements Summary	49
2020 Financial Requirements Summary	51

860,000

2019-2020 PROJECTED
REFUGEE POPULATION

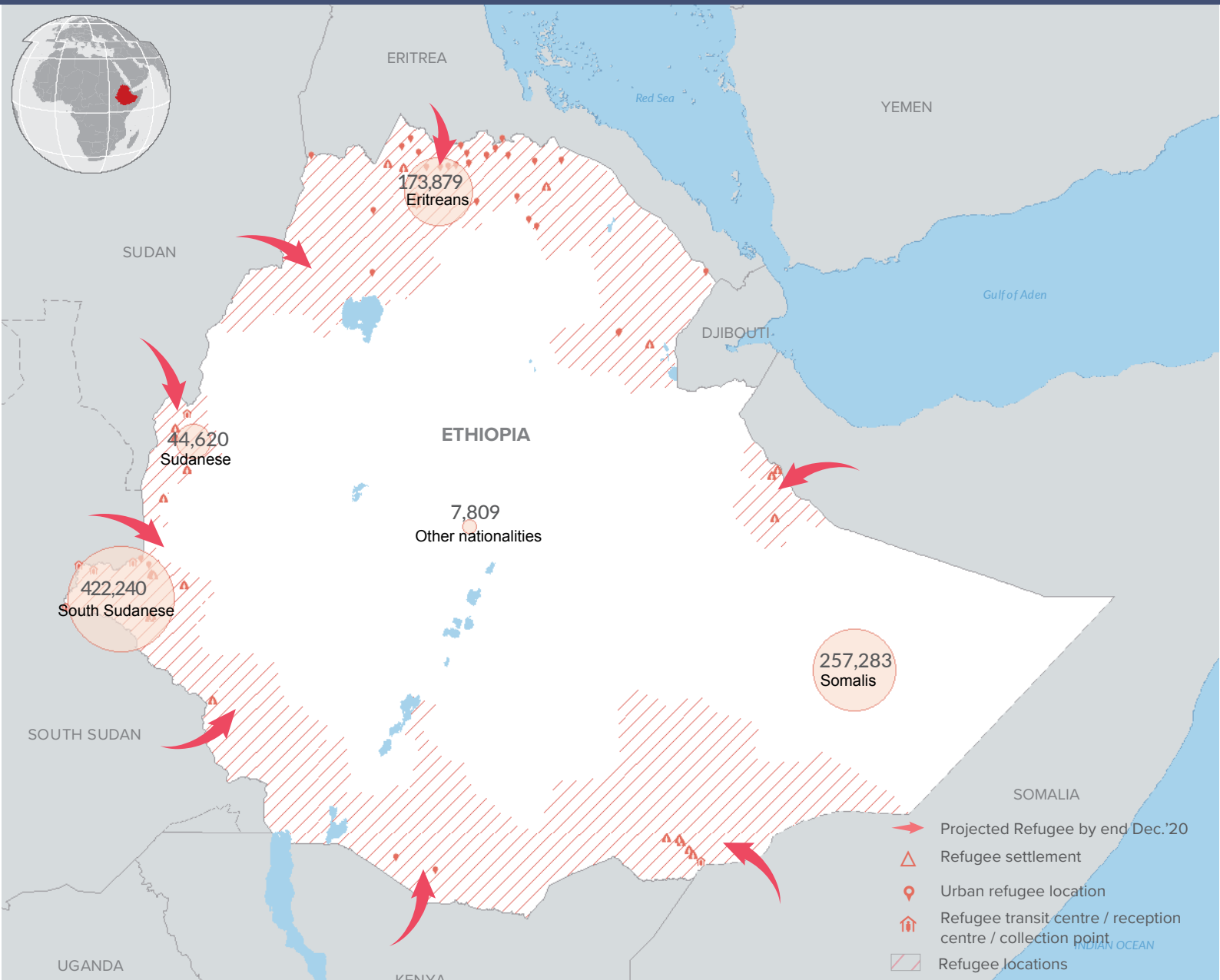
(905,831 Refugees as of 1 January 2019)

US\$ 643.4M

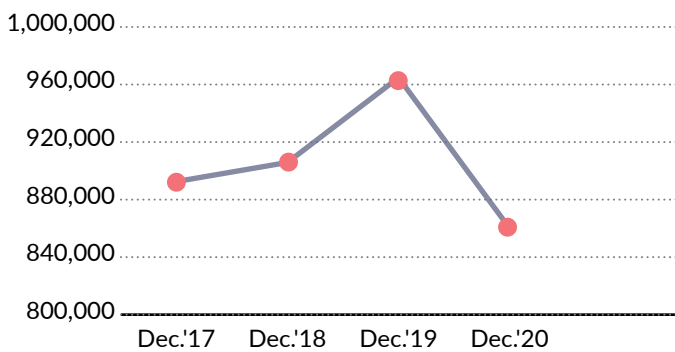
2019 REQUIREMENTS

54

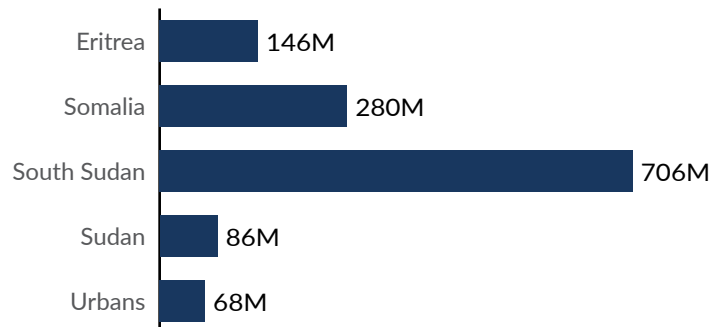
2019 & 2020 PARTNERS
INVOLVED



Refugee Population Trends 2017 - 2020 (Source UNHCR)



2019 and 2020 Requirements by Situation | in millions US\$



Country Overview

Background

Ethiopia has a long standing history of hosting refugees. The country maintains an open door policy for refugee inflows and allows humanitarian access and protection to those seeking asylum on its territory. In 2004, a national Refugee Proclamation was enacted based on the international and regional refugee conventions to which Ethiopia is a party (1951 Convention relating to the Status of Refugees, and its 1967 Protocol and the 1969 OAU Convention). Ethiopia's parliament adopted revisions to its existing national refugee law on 17 January 2019, making it one of the most progressive refugee policies in Africa. The Law provides refugees with the right to work and reside out of camps, access social and financial services, and register life events, including births and marriages. Refugee protection in the country is provided within the framework of these international and national refugee laws as well as the core international human rights treaties that have been ratified by the country. Continued insecurity within neighbouring states has resulted in sustained refugee movements, either directly as a result of internal conflict and human rights abuses or as a result of conflict related to competition for scarce natural resources and drought related food insecurity.

Eritreans, South Sudanese, Sudanese, Yemenis and Somalis originating from South and Central Somalia are recognized as prima facie refugees. Nationals from other countries undergo individual refugee status determination.

	Population as of end of December 2018	Planned Population as of end of 2019	Planned Population as of end of 2020
Eritrea	173,879	123,841	150,000
Sudan	44,620	65,000	50,000
South Sudan	422,240	525,000	450,000
Somalia	257,283	220,653	170,000
Urban	7,809	30,304	40,000
Total	905,831	964,798	860,000
Host populations in refugee-hosting sub counties	534,960	548,334	562,042
Grand Total	1,440,791	1,513,132	1,422,042

The refugee flow to Ethiopia continued during 2018, with 36,135¹ persons seeking safety and protection within the country's borders. At the start of 2019, the nation hosted 905,831² thousand refugees who were forced to flee their homes as a result of insecurity, political instability, military conscription, conflict, famine and other problems in their countries of origin. Ethiopia is one of the largest refugee asylum countries world-wide, and the second largest in Africa, reflecting the ongoing fragility and conflict in the region. Ethiopia provides protection to refugees from some 26 countries. Among the principal factors leading to this situation are predominantly the conflict in South Sudan, the prevailing political environment in Eritrea, together with conflict and draught in Somalia.

The majority of refugees in Ethiopia are located in Tigray Regional State and the four Emerging Regions of Ethiopia: Afar Regional State; Benishangul-Gumuz Regional State; Gambella Regional State; and the Somali Regional State. The Emerging Regions are the least developed regions in the country, characterized by harsh weather conditions, poor infrastructure, low administrative capacity, a high level of poverty and poor development indicators. The arid environment in the Afar and Somali regions and the small and scattered nomadic populations make it more challenging to provide services. Many parts of the four regions are inaccessible with poor or no roads.

The South Sudanese are the largest refugee population in Ethiopia, totalling 422,240 persons at the close of the year. Ongoing violence in Upper Nile, Jonglei and Unity States that has increasingly impacted border areas, resulted in 17,554 new arrivals seeking asylum in 2018. The majority were accommodated through the expansion of Nguenyiel Camp in the Gambella Region. Somalis constitute 28.4 percent of registered refugees, with 759 new arrivals during 2018, contributing to a total population of 257,283 individuals. Fleeing generalized instability that resulted in loss of livelihoods, families were subsequently accommodated across five camps within the Somali region. The Eritrean caseload comprised 173,879 individuals at the end of the year, with 14,567 new arrivals received within the Tigray and Afar Regions. Ethiopia also hosts an additional caseload of 52,429 individuals drawn from across the wider region; including from Sudan (44,620), Yemen (1,891), and other countries.

While continuing to manage four distinct refugee operations, and mindful of the fluid socio-political context within the country, the Government of Ethiopia (GoE) has advocated for stable humanitarian financing, while promoting wider investments in refugees' self-reliance through an improved and sustainable approach that goes beyond mere care and maintenance and combines wider support to host communities; furthering peaceful coexistence and the greater inclusion of refugees as part of national development plans. At the close of 2017, the Government formally launched the Comprehensive Refugee Response Framework (CRRF) in Ethiopia, effectively paving the way for the implementation of the nine pledges it made at the Leaders' Summit on Refugees in New York in 2016.

Through the pledges, which serve as a vehicle for implementing the CRRF in the country, Ethiopia seeks to: expand its out-of-camp policy (OCP); provide work permits to refugees; increase enrolment in primary, secondary and tertiary education; provide access to irrigable land for crop cultivation; facilitate local integration in instances of protracted displacement; earmark a percentage of jobs within industrial parks to refugees; and provide access to vital events documentation to facilitate increased access to basic and essential social services. The new Refugee Proclamation

1 Registered new arrivals up to 31 August 2018.

2 As of 31 August 2018. Following the conclusion of the country-wide verification exercise, consolidated refugee population figures will be released on 1 June 2019.

enables refugees to become more independent, better protected and have greater access to local solutions. Fulfilling these considerable and measurable government commitments to further its duty of care to refugees, relative to its existing national resource constraints, will inevitably be based on the scale-up of equitable responsibility-sharing between UN Member States.

To guide the transition towards an increasingly integrated approach to refugee assistance, the NCRRS will be adopted in 2019. The goal of the Strategy is to ensure the self-reliance and resilience of refugees and host communities; and to prepare refugees for durable solutions by supporting their socio-economic integration and a phased transition out of the current camp-based model of assistance. The national Strategy will guide the implementation of the Pledges, related initiatives and plans, and will align to the GoE's Growth and Transformation Plan.

Grounded in the spirit of the CRRF, and contributing to the NCRRS, the Ethiopia Country Refugee Response Plan (ECRRP) outlines the collective response of 54 humanitarian and development agencies over the next two years in support of all registered refugee population groups in the country. The Plan aims to ensure the increased coherence and alignment of all planned interventions supporting refugees against a common set of sectorial objectives and performance targets, to improve coordination and further timely and effective protection and solutions. In addition to



the release of quarterly sectorial reports charting shared progress against planned deliverables, a mid-term review will take place at the end of 2019 to reflect adjustments in operational planning in-line with the evolving operational context.

It is projected that Ethiopia will host 860,000 refugees by the end of 2020, mainly from South Sudan (450,000), Eritrea (150,000) and Somalia (170,000). This projection does not reflect the outcome of the ongoing verification exercise, taking place as part of country-wide Level 3 registration that will conclude in March 2019. The reduction in the refugee population from Somalia anticipates an improvement in the general security situation in the country. Within a global climate of limited humanitarian and development financing that has led to critical shortfalls in food assistance, limited opportunities for third-country resettlement, together with only modest support to youth and a growing population of unaccompanied and separated children, bold financial commitments - for essential humanitarian services and a sustainable solutions-based response - will be needed over the next two years to harness the CRRF's transformational agenda.

Needs Analysis

REFUGEES FROM ERITREA

Since 2000, Ethiopia has received and hosted thousands of Eritrean refugees fleeing persecution. Testimonies of recent arrivals from Eritrea indicate that involuntary open-ended military conscription, arbitrary arrest and detention without trial, compulsory land acquisition and other systematic human rights violations by the State remain prevalent. In addition, a number of new arrivals have cited family-reunification with relatives residing in Ethiopia or third countries as a secondary motivation for their flight. Following the signing of the Joint Declaration of Peace and Friendship by the governments of Ethiopia and Eritrea in July 2018, two official border crossing points were reopened in September 2018. The reopening of these border crossing points has contributed to an increase in the average daily rate of new arrivals from 50 person per day to approximately 390 individuals up to the end of the year.

Of particular concern is the high number of unaccompanied and separated children arriving in Ethiopia fleeing impending military conscription, with a disproportionate impact on teenage boys. Children accounted for 44 percent of the total refugee population residing in the Tigray camps, of whom 27 percent arrive unaccompanied or separated from their families. A key challenge in providing protection, assistance and solutions to Eritrean refugees concerns the high number of individuals leaving the camps to pursue onward movements. In 2017, over 24,000 Eritrean refugees left the camps in the Tigray Region. While a portion of this onward movement is to urban centres within Ethiopia, the majority are believed to leave the country; motivated by the desire to reunite with relatives, access improved educational services and earn an income to support family numbers that have remained in Eritrea. The onward movement of unaccompanied and separated children remains substantial with an average departure rate of 300 per month. While a total of 13,000 Eritrean refugees benefit from the OCP, the official figure is anticipated to rise

considerably in line with the number of new arrivals at the close of the year who were granted OCP status. In 2019, additional investment will be made in reception and registration services, together with a transition to the provision of sustainable WASH and energy services for both refugees and the host community.

REFUGEES FROM SUDAN

The Sudanese refugee population is currently supported in four camps in the Benishangul-Gumuz Region, having arrived in successive waves in 1997 and from 2011 up to the present day. A total of 1,209 new arrivals sought refuge in Ethiopia in 2018. Upon reception and relocation, as with all population groups, Sudanese refugees are individually registered and provided with core relief items; including sleeping mats, blankets, jerry canes, water buckets and kitchen sets, together with the regular distribution of hygiene and sanitary items. Feedback received from a return intention survey highlighted that a large majority of the Sudanese refugee population expressed a desire to return home in the near future, while citing risks related to the lack of access to food, employment and education opportunity; particularly for girls.

In 2019, comprehensive preventive and curative primary health care (PHC) services including mental health care and referral care will continue to be strengthened. Efforts will focus on the prevention of new HIV infections and care for those infected and the prevention and early treatment of malaria. Additional targets include an improvement in the primary education net enrollment rate from 80.6 percent in 2018 to 83 percent by the close of 2019, through the construction of additional classrooms, an investment in teacher training, the recruitment of additional staff and the provision of scholastic materials. Access to sustainable energy and furthering environmental protection is a priority within all refugee camps hosting Sudanese refugees. The provision of energy saving stoves and the expansion of briquettes production as an alternative source of household energy will be prioritized over the next two years.

REFUGEES FROM SOUTH SUDAN

While noting with cautious optimism the signing of a revitalized peace agreement in September 2018 by the South Sudanese factions, and continuing to assess the enabling environment for safe and voluntary return, the Gambella Region in Western Ethiopia has continued to receive new arrivals. The management of reception centres, timely registration and the transportation of refugees to locations collectively identified as favorable protection environments with safety and dignity will be prioritized. Despite ongoing informal cross-border movements, including traditional movements in tribal areas that traverse the border, the refugee population is expected to remain stable.

The security situation in the region remains unpredictable; with recent security incidents affecting refugees, host communities and humanitarian workers, which have included fatalities. New arrivals are mostly of Nuer ethnicity, 91 percent based on current registration profiling, while the majority of Ethiopians in the Gambella Region are drawn from both Nuer and Anuak populations. As a consequence, identifying land and the expansion of camps within areas inhabited by Ethiopian Nuer is essential, as well as the promotion of community security, social cohesion and

peaceful coexistence between refugees and host communities by enhancing access to justice for both communities. The natural environment in the area is fragile and access to alternative energy for cooking and light is minimal, necessitating refugees to collect firewood.

Although a modest number of new arrivals have been relocated to the Benishangul-Gumuz Region to ease the pressure on Gambella, the trend of new arrivals traveling with livestock, together with a prevailing security environment that has restricted the onward relocation of persons of concern indicates that the Region will continue to host the majority of additional new arrivals. Based on the prevailing trend at the close of 2018, refugees from Nyangatom and Toposa communities in South Sudan are anticipated to continue to seek refuge in the South Omo Region in the Southern Nations, Nationalities and Peoples' Regional State (SNNPRS), where a non-camp based approach will ensure access to basic services and legal protection.

There are a total of 35,000 unaccompanied and separated children from South Sudan in the Gambella Region. On average, this demographic constitutes 21 percent of new arrivals. Many having experienced traumatic events leading to their initial displacement or during their subsequent flight, including the death of parents or forced recruitment by armed actors. As a consequence, child protection remains a high priority in the delivery of essential services; which includes support for care-arrangement, psycho-social care at child friendly spaces, and if deemed necessary individual case management to determine the need for additional specialized care.



REFUGEES FROM SOMALIA

The Somali refugee population is currently supported in two locations in the Somali Region Jijiga (three camps) and Melkadida (five camps). Some of those residing in Jijiga have been based in Ethiopia for over twenty years, while the majority of individuals in Melkadida have been in the Region for eight years. The population of Somali refugees is expected to increase modestly as a result of natural population growth and, in the case of Melkadida, small waves of new arrivals that are driven across the border by the security situation and the prevalence of drought in Somalia. In Melkadida, new arrivals over the previous year showed serious malnutrition rates with the prevalence of Global Acute Malnutrition (GAM) at 25 percent and 37 percent among newly arrived children and pregnant and lactating women, respectively. However, reduced general food ration below the minimum standard of 2,100 kcal per day provided in the receiving camps threatens to worsen this situation further.

The IGAD Special Summit on Durable Solutions for Somali Refugees and Reintegration of Returnees in Somalia, the related Nairobi Declaration and the accompanying Plan of Action provide impetus for delivering durable solutions. Proposed solutions will seek to promote self-reliance and integration opportunities for refugees in terms of access to basic services, education and livelihoods, while maintaining the protection space. The expansion of the government's Out-of-Camp policy, as well as national pledges concerning access to employment and work permits, education and other benefits to which a foreign national with permanent legal residence is entitled, will be advanced. Pilot interventions will be defined to support access to the full range of legal, economic and social rights. Melkadida already has eight irrigation scheme sites whose land is shared on a 50/50 basis among the refugees and the host community. The expansion of the available irrigable land for cultivation from 1,000 to 10,000 is envisaged, which will be in line with the specific Government's Pledge.

The current scope of existing essential camp-based services will be maintained. At the same time, the integration of cash-based interventions will be prioritized for core relief items, together with incremental investments in durable shelter solutions. In addition, the identification of targeted investments in utility infrastructure, particularly in the provision of water, will be integrated within the Regional Government's Local Development Plans. It is expected that the planned interventions will positively support opportunities for durable solutions, ensuring the quality provision of basic and essential services, while enabling a number of refugees to become self-reliant, while strengthening peaceful coexistence.

URBAN REFUGEES & KENYA BOREANAS

The urban registered refugee population is composed of 22,885 individuals who were transferred from the camps on medical and protection grounds, refugees who have no camps designated for their residence in Ethiopia, such as the Yemeni refugees, university students on sponsorship programmes and beneficiaries of the OCP. While OCP refugees are expected to be self-reliant through the support of sponsors, they nonetheless have the right to access protection and basic services by virtue of their legal status in the country. Of the current total urban refugee

population, the majority are Eritrean refugees representing 79.2 percent of the population, followed by Yemenis at 8.3 percent, Somalis at 4.7 percent, South Sudanese at 2.3 percent, in addition to a remaining 5.4 percent drawn mainly from the Great Lakes region.

Most of the registered urban refugees are not able to meet their basic needs with the current income that they receive either from informal work or remittances (average of 2,000 ETB a month). Due to resource constraints, cash assistance to cover basic needs, including as a form of rental subsidy will only be provided to approximately 20 percent of the urban refugee caseload. Nonetheless, they continue to be assisted to access basic services including health and education via government institutions, while an increased focus will be placed on furthering access to legal aid. In addition, a high level of undocumented movements to urban areas has led to protection risks, with many individuals adopting negative coping mechanisms, while residing in marginal parts of the city away from service providers.

While voluntary repatriation may still not be feasible for most of the urban refugee population, and resettlement as a solution available to only a small fraction of the population, emphasis will be placed on facilitating local solutions, including access to livelihood opportunities through education and vocational skills training; including language courses, scholarships and online learning programmes. An emphasis will continue to be placed on alternative migration pathways, including family reunification, humanitarian visas including private sponsorships; scholarships for skilled refugees; and labour mobility schemes.

For the 3,924 Kenya Borena refugees hosted in the Megado and Dillo Settlements in Borena Zone of Oromia region, voluntary repatriation will be pursued as the best durable solution. For refugees who decide to remain in Ethiopia, alternative legal status shall be sought based on the prevailing legal framework. Until then, the refugees will continue to access the basic services accessible to the local communities, given their residence among the local population.

Response Strategy & Priorities

The Ethiopia operation will continue to seek innovative, cost-effective and sustainable ways to deliver basic needs and essential services, including life-saving activities. A comprehensive protection and solutions strategy has been developed for registered refugees in the country. While the strategic objectives are adapted to suit the specific situations and needs, core common objectives include: preserving and enhancing the protection environment and living conditions for refugees and the promotion of peaceful coexistence; strengthening refugee protection through the expansion of improved community-based and multi-sectorial child protection and SGBV programmes; strengthening access to basic services; expanding labour opportunities; supporting the implementation of the GoE's Pledges to expand access to rights, services, and self-reliance opportunities in the longer-term, in line with the Comprehensive Refugee Response Framework (CRRF); contributing to the development of linkages to local and national development interventions; and expanding access to solutions when feasible and legal migration pathways.

Following the endorsement by the GoE, a whole-of-society approach settlement options will be furthered that place an emphasis on the expansion of existing community facilities in health, education, WASH, environmental protection, social protection and gainful employment as part of the broad refugee response.

Strategic objectives

Strategic objective 1: Preserving and enhancing the protection environment and living conditions of refugees including access to basic services, and promotion of peaceful coexistence with local communities;

Strategic objective 2: Strengthening refugee protection through the expansion of improved community-based and multi-sectorial child protection and SGBV programmes;

Strategic objective 3: Strengthening access to inter alia education, WASH, health and nutrition, livelihoods, energy, and to sanitary items;

Strategic objective 4: Supporting the implementation of the Government's Pledges to expand access to rights, services, and self-reliance opportunities in the longer-term, in line with the Comprehensive Refugee Response Framework (CRRF) and its pilot implementation in Ethiopia;

Strategic objective 5: Contributing to the development of a strong linkage with local/national development related interventions; and

Strategic objective 6: Expanding access to solutions including resettlement opportunities, voluntary repatriation when feasible, legal migration pathways as well as local integration.

Cross Cutting Operational Priorities

DOCUMENTATION

First initiated in 2017, the integration of the Biometric Identity Management System (BIMS) within country-wide refugee registration infrastructure will conclude in early 2019. This entails the collation of individual biometrics and the issuance of individual identification documentation to all refugees over the age of 14, and a proof of registration document to every refugee household. The associated transition to Level 3 Registration data will allow refugees to record essential information on their educational and professional skills, and details of family members located in other countries against their individual and family profile. It is intended that this improved data collection system will facilitate access to a greater range of complimentary services and opportunities for all refugees, including the right to

live outside of the camp or to advance their education. In some instances, the data will be important in the reunification of family members abroad, while allowing humanitarian actors to increasingly tailor assistance to the specific needs of refugees.

The integration of BIMS as part of L3 Registration supports the rollout to the One-Stop-Shop Registration Model under the Multi-Year Registration Plan of Action (2017-2020). This includes the integration of vital events registration; births, deaths, marriages and divorce; and the establishment of a protection referral pathway to complimentary services provided by a range of partners, in the areas of SGBV, child protection, and in support of persons with specific needs.

OUT OF CAMP POLICY

In line with the government's Pledge to expand its Out of Camp Policy (OCP) to benefit 10 percent of the current refugee population, an additional caseloads, comprising of Eritrean refugees and those of other nationalities, will be granted permission to reside in rural and urban non-camp locations. The Policy was first introduced in 2010 to provide Eritrean refugees with the opportunity to live in Addis Ababa and other non-camp locations of their choice. The eligibility criteria has included amongst others, the availability of the necessary means to financially support themselves, either directly, or under sponsorship from relatives or friends who are able to act as their guarantor. In light of the relative success of the OCP in furthering self-reliance and supporting freedom of movement, guidelines will be developed building upon the existing policy to set a clear eligibility criteria that will be accessible by all population groups. As part of the expansion of the OCP, support to targeted beneficiaries will be aligned to other commitments made through the pledges, which will include the expansion of livelihood opportunities together with off-camp skills and vocational training opportunities.

LOCAL INTEGRATION

Following the recent adoption of a new refugee proclamation, and secondary legislation, it is expected that the GoE will enable local integration for refugees who have been in the country for more than 20 years. An initial focus will be placed on the Somali refugee caseload in Kebrebayah Camp, in the Northern Somali Region. The legal aspects of local integration are expected to entail the issuance of essential civil documentation, including residency permits. Economic aspects will be undertaken through livelihoods programming, and via the enrolment of refugees within national Technical and Vocational Education and Training (TVET) programming, alongside Ethiopian nationals. The GoE has pledged to facilitate the local integration of 13,000 refugees, which is likely to include Somali refugees in the Jijiga area of operation, South Sudanese refugees currently living in Pugnido Camp, and other long-staying refugees in the country.

CASH-BASED INTERVENTIONS (CBIs)

Cash-Based Interventions (CBI) were piloted in Ethiopia in 2018 following a feasibility study conducted in selected camps in the Somali and Benishangul-Gumuz regions. Initially, cash was used for the direct purchase of aid items, including laundry soap, kitchen sets, sleeping mats, sanitary kits, cooking energy as well as to support the construction of improved shelters for vulnerable households. Within the camps in the Tigray Region where there are



a significant number of minors without a family, cash was also used to reinforce foster care arrangements. The use of CBIs is scheduled for all camps in the Tigray, Afar, Somali and Benishangul-Gumuz regions as well as in urban Addis Ababa. The range of services to be covered by CBIs in 2019 will include core relief items, health, education, shelter, livelihoods, and fuel for cooking as part of a transition to multi-purpose cash grants in 2020. An in-depth CBIs feasibility assessment will also be conducted in camps in the Gambella and Liben Zone of the Somali regions to inform the implementation of large scale CBIs.

Post distribution monitoring and feedback and complaints mechanisms have been established and ongoing analysis to identify and address protection risks associated with the use of fiscal cash transfers, which may include an increase in domestic violence, negative inflation in the local markets and conflict with host communities among others will be undertaken. The development of a common cash delivery mechanism accessible to all humanitarian partners will be prioritized to improve the reach and cost efficiency of the system. Open and collaborative engagement on cash will be pursued with commitment to work with all relevant partners and stakeholders. Strategic partnerships and alliances with all concerned stakeholders will continue to be built and strengthened in a manner that is coherent and avoids duplication, while leveraging national protection, social and safety nets (Ethiopia Productive Safety Net Programme – PSNP).

SECURITY

All humanitarian partners are routinely engaged in security information sharing through briefings and advisories, trainings, mobility and convoy coordination, and incident management. The adoption of specific risk mitigation measures in response to ongoing and emerging threats will be advanced. Street protest in various regions are assessed to gauge their impact on the road delivery of humanitarian goods to refugee camp location. The most common threat involving humanitarian staff continues to be road traffic accidents due to road conditions and high speeds. Recommended mitigating measures included the advancement of defensive driver trainings where possible, together with the delivery of UN Safe Road Use Campaigns. In addition, ongoing security awareness trainings in the areas of personal security and the delivery of the Safe and Secure Approaches in Field Environments (SSAFE) course remains critical and ongoing for all humanitarian staff.

To further improve the safety of humanitarian workers within each of the 26 refugee camps, security infrastructure will be upgraded through the establishment of HESCO protective structures in 15 selected camps, with strong rooms established within the remaining camp locations that includes the integration of metal window shutters and reinforced doors to provide protection during unforeseen security incidents. Moreover, VHF radio handsets will be allocated to camp-based partners to reinforce effective communication and coordination between humanitarian actors and local authorities in the event of an emergency.

Partnership & Coordination

Ethiopia has well-established refugee response and coordination processes in place, based on the Refugee Coordination Model (RCM), which are anchored in a solid framework of refugee law and procedure. An interagency Refugee Coordination Group comprised of the heads of agencies, and other senior staff supporting the national refugee response meets quarterly to discuss strategic and inter-sector operational issues. Active sector working groups include Protection, Health, Education, WASH, Shelter, Energy and the Environment, together with a Child Protection/SGBV sub-working group who meet on a regular basis. The Humanitarian Country Team also forms part of the broader consultation forum on the overall refugee response, together with UNDAF working groups that relate to refugees. As part of broad investments in information management, the launch of an Ethiopia Data Portal in 2018, provides an accessible overview of demographic trends, and operational gaps and priorities to support inter-agency coordination.

Under the CRRF, the existing coordination mechanism has been complemented by a specific CRRF governance structure; under the auspices of the Office of the Prime Minister, that includes a CRRF Steering Committee, and a National Coordination Office within the Ministry of Peace, to facilitate engagement of a wide range of stakeholders, across government agencies and ministries, with the World Bank, development actors, UN agencies, NGOs and the private sector. This structure, together with the development of the ten-year National Comprehensive Refugee Response Strategy which will be adopted in 2019, will guide the implementation of the Pledges and a transition towards an increasingly integrated approach to refugee assistance, aligned to the GoE's Growth and Transformation Plan.

Engagement with representatives of the international community will be expanded, in line with the commitment of UN Member States to the New York Declaration; who have already proven to be key partners in the refugee response by providing feedback and key insights to enhance the quality of protection and assistance, to foster more equitable burden sharing and responsibility for hosting and supporting large refugee movements. To strengthen oversight for the utilization of financial resources, the implementation of the Biometric Information Management System (BIMS), in line with a Multi-Year Registration Strategy will support improved operations management accountability.

The refugee response in Ethiopia brings together fifty four operational partners, including the GoE's Agency for Refugees and Returnees Affairs (ARRA), supported by UNHCR – the UN Refugee Agency, in coordination with UN agencies, international and national NGOs.

THE ERITREAN REFUGEE RESPONSE INCLUDES THE FOLLOWING PARTNERS:

AHA, ANE, ARDO, ARRA, CVT, DCA, DICAC, DEC, DRC, EECMY, FAO, GOAL, IHS, IOM, IRC, HIS, JRS, MSF-H, NRC, OSD, UNHCR, WFP

THE SUDANESE REFUGEE RESPONSE INCLUDES THE FOLLOWING PARTNERS:

ARRA, HAI, IOM, IRC, LWF, NRC, SCI, UNHCR, UNICEF, WFP, ZOA.

THE SOUTH SUDANESE REFUGEE RESPONSE INCLUDES THE FOLLOWING PARTNERS:

ACF, ADRA, AHADA, ANE, ARRA, BCSG, CWW, DCA, DICAC, DCA, DRC, FAO, GAIA, GOAL, HAI, IMC, IOM, IRC, LWF, MCMDO, MF, MSF, MWW, NCA, NRC, NRDEP, OXFAM, PI, PRS, RaDO, RTP, SCI, UNDP, UNHCR, UNICEF, WFP, WVI, ZOA.

THE SOMALI REFUGEE RESPONSE INCLUDES THE FOLLOWING PARTNERS:

ANE, ARRA, IRC, DICAC, FAO, GAIA, HUMEDICA, IMC, LWF, MCDO, MSF, NRC, IOM, JRS, PAPDA, PWO, RaDO, REST, RTP, SCI, SEE, UNHCR, Wa-PYDO, WFP, WVI.

THE URBAN REFUGEE RESPONSE INCLUDES THE FOLLOWING PARTNERS:

ACDEP, AHADA, ARRA, DWA, EOCDIAC, JRS, NRC, UNHCR, WFP, ZOA.



Planned Response for 2019 & 2020

Protection

Child Protection

Child protection interventions seek to strengthen national child protection systems and services in line with the Ethiopia National Refugee Child Protection Strategy (2017-2019). At the beginning of the year, 56.5 percent of all refugees in Ethiopia were children, while 54,715 refugee children were unaccompanied or separated (UASC). In northern Ethiopia close to 27 percent of all children are separated from their primary caregivers. The onward movement of UASCs originating from Eritrea to urban centres and third countries is substantial with up to 60 percent estimated to leave camps within a given year, exposing children to risks of smuggling, trafficking and SGBV.

The promotion of family-based care for unaccompanied and separated refugee children is a priority. Of those unaccompanied or separated in the Tigray Region, 38 percent are living in a semi-institutional or 'community care' due to limited options for family-based care, which is considered the preferred environment for the growth, wellbeing and protection of children. Humanitarian partners seek to increase the number of children living in family based care arrangements to 75 percent by the end 2020. Foster families receive cash support, which has proved beneficial in providing children with valued family based support that more adequately caters for their needs. Approximately 2000 kinship/foster families are currently supported on a monthly basis, with plans to expand to 2500 by the end of 2020.

As part of early gains in the application of comprehensive refugee responses as envisioned in the New York Declaration and now in the GCR, all refugee children born in Ethiopia are now able to obtain birth certificates in all refugee camps and urban centres; with 5002 children receiving birth certificates during the first half of 2018. The approximately 70,000 refugee children born in the country over the last 10 years who have not received birth certificates are now able to obtain these retroactively. A comprehensive civil registration and vital statistics (CRVS) assessment will be undertaken in 2019 to determine a timeline for allocation. The inclusion of refugees in the national CRVS system constitutes a significant milestone for domestic refugee protection and is anticipated to enhance access to services for refugee children within the national education, social services as well as the judicial systems.

SGBV

The National Strategy on Prevention and Response to Sexual & Gender-Based Violence (2017-2019) outlines the following objectives: to strengthen women and girls' empowerment programmes; address survival sex as a coping mechanism in a situation of displacement; provide a safe environment and safe access to domestic energy and natural resources; engaging men and boys; strengthen access to justice; and protecting children from harmful

traditional practices. A community-based complaints mechanism for protection from sexual exploitation and abuse have been established within camps in the Melkadida area, Gambella Region and Addis Ababa, with an expansion to all refugee hosting areas planned by end of 2019. As part of a joint commitment to strengthen accountability on SGBV prevention and response, a National Action Plan (2019) to mainstream SGBV prevention, risk mitigation and response across the sectors was developed in 2018. This followed the development of key intervention criteria for men and boys by the CP/SGBV Sub-Working Group to support their integration within response programmes. Significant challenges remain when seeking to respond to the underlying gender power imbalance and prevalent gender inequalities. They include: a significant disparity in school enrolment between boys and girls; high instances of domestic violence; harmful traditional practices, including female genital mutilation within the Somali refugee population, and early and forced marriage among of the South Sudanese refugee population; limited energy supply necessitating women and girls to travel long distances outside of the camps to collect firewood where some of the SGBV incidents occur; limited food assistance promoting the adoption of high risk survival strategies, including survival sex; and limited women and girls' spaces, particularly for female youth where they can freely discuss sensitive issues that affect their lives, including SGBV.

Durable Solutions

The three traditional durable solutions that are advanced for refugees are complementary and are pursued together. They include: voluntary repatriation, in which refugees return in safety and with dignity to their countries of origin and re-avail themselves of national protection; resettlement, in which refugees are selected and transferred from the country of refuge to a third State which has agreed to admit them as refugees with permanent residence status; and local integration, in which refugees legally, economically and socially integrate in the host country, availing themselves of the national protection of the host government.

Due to continued instability in countries of origin, the majority of refugees in Ethiopia have no immediate prospect of voluntary return. However, under a comprehensive approach to solutions, spontaneous returns are tracked and intention surveys are administered to monitor the feasibility of voluntary returns, including through cross-border monitoring; and wider engagement in regional dialogue. The GoE continues to engage various stakeholders to establish the conditions necessary for the facilitation of voluntary return for over 3,000 Kenyan Borena refugees. This includes: information sharing on the progress of peace-building and reconciliation, cross-border meetings, and planned facilitation of "go and see missions" scheduled for this year. At present, while there remains limited prospects for durable solutions for Somali refugees, the launch of a programme to support their spontaneous return is currently under review, in addition to local integration. In addition, the Ethiopia operation will be facilitating the return of Ethiopian registered asylum seekers and refugees from neighbouring countries beginning in 2019.

Ethiopia has pledged to facilitate local integration for refugees who have remained in a state of protracted displacement for over 20 years, and with limited opportunities for return or third country resettlement. It is expected that 13,000 persons currently residing in camps and identified by the government will stand to benefit. This process will be supported through detailed data collection concerning the individual circumstances of eligible refugees, together with the elaboration of a local integration strategy that will define the essential legal, socio-economic and

cultural components. The strategy will inform the delivery of a sensitization campaign among targeted refugees outlining the process of local integration and its benefits in Ethiopia. To date, a modest number of registered refugees have been provided with temporary residence status by virtue of their marriage to Ethiopian spouses.

Resettlement is an invaluable protection tool addressing the specific needs of refugees who are vulnerable due to their experiences in their country of origin and/or whose safety, health or other fundamental rights are at risk in Ethiopia, by providing them an opportunity to rebuild their lives in a new country. Resettlement as a durable solution is available only to those refugees who meet very precise criteria, with a total of 65,000 individuals considered eligible. Nonetheless, the primary constraint on resettlement abroad is the quota provided by countries of resettlement, which is far below the current need. In 2019, it is anticipated that the resettlement quota will remain on a par with the previous year, with 3,240 submissions in 2018.

While underlining resettlement as the primary durable solution available to refugees, the GoE actively promotes complementary legal pathways for refugees, including private sponsorship, family reunification and the establishment of humanitarian corridors. An Italian humanitarian corridor programme, which assisted 391 families last year, in partnership with two faith-based organizations is anticipated to expand over the next two-years. In addition, refugees will continue to be assisted with family reunification.

OBJECTIVES

1. International and regional instruments acceded to, ratified or strengthened
2. Law and policy developed or strengthened
3. Access to legal assistance and legal remedies improved
4. Access to the territory improved and risk of refoulement reduced
5. Public attitude towards persons of concern improved
6. Reception conditions improved
7. Quality of registration and profiling improved or maintained
8. Access to and quality of status determination procedures improved
9. Level of individual documentation increased
10. Civil registration and civil status documentation strengthened
11. Protection from effects of armed conflict strengthened
12. Risk of SGBV is reduced and quality of response improved
13. Protection of children strengthened
14. Services for persons with specific needs strengthened
15. Community mobilization strengthened and expanded
16. Peaceful co-existence with local communities promoted
17. Potential for voluntary return realized
18. Potential for integration realized
19. Potential for resettlement realized



Education

Education services target all school-age children focusing on the provision of emergency education through temporary learning spaces during the first six months after arrival and the transition to formal education in established school structures. As of May 2018, there were a total of 401,840 school age refugee children (3-18 years old) in the country. 7,665 (12 percent) of 62,110 secondary school age children (aged between 15 and 18 years) are enrolled in seven camp-based secondary schools, 10 government-run schools near the refugee camps and 43 government and private-owned secondary schools in urban areas. In 2017, 44 percent of the school-age children were out of school. The teacher to pupil ratio is high, at 1:80 for primary school and 1:63 for secondary school, while the standard is 1:40. The education enrolment rates in refugee camps in the Afar region remain particularly low at 30 percent for primary school age children and 3 percent for secondary school age children. Children with special educational needs have no access to education, with only a modest number of children with physical disability taking part in primary education.

Following the conclusion of the last Ethiopia Refugee Education Response Strategy covering the period 2015–2018, the integration of refugee education within the Education Sector Development V (ESDP V) is envisaged. This is in line with the commitment by IGAD member states under the Djibouti Declaration to integrate the education needs of refugees into the national system. Priority areas include improving the quality of education through enhanced teacher certification, expanding access through the construction of additional classrooms, together with the provision of school supplies, curricular and instructional materials. At present, 50 percent of the schools in camps do not meet safe learning environment standards. Targeted actions will also seek to stimulate and advance the participation of girls. The GoE has pledged to increase enrolment in primary, secondary and tertiary education; including adult literacy and Technical Vocational Education and Training (TVET) to refugees without discrimination and within available resources. This includes the specific targets to increase the enrolment of: pre-school aged refugee children from 46,276 (44 percent) to 63,040 (60 percent); primary school aged children from 96,700 (54 percent) to 137,000 (75 percent); secondary school aged refugees from 3,785 (9 percent) to 10,300 (25 percent); and for opportunities for higher education enrolment from 1,600 to 2,500 students.

OBJECTIVES

1. Population has optimal access to education

Energy & Environment

Investments in energy and the environment are guided by the National Safe Access to Fuels and Energy (SAFE) Strategy which provides guidance on the provision of alternative and sustainable clean fuels, fuel-efficient cook stoves, solar-powered street lighting and household energy. The national SAFE strategy aims to: provide 70 percent of refugee households with access to clean and reliable domestic energy for cooking and lighting, access to fuel



saving stoves and alternative energy sources for home lighting; ensure 50 percent of water supply schemes use renewable energy, together with 50 percent of health facilities, schools and productive sectors having access to reliable electricity; 70 percent of the refugee population access to street light and rehabilitate 50 percent of the refugee impacted degraded lands by the end of 2018.

At present, 4 percent of the refugees households (HHs) have access to fuel saving stoves; 82 percent of refugee households have access to home lighting; 27 percent of the water schemes use solar energy for pumping; 25 percent of the health facilities have access to reliable electricity; 45 percent of refugees HHs have access to street lights; 34 percent of refugee HHs are provided with alternative domestic fuel and 50 percent of the refugees and host communities impacted degraded lands have been rehabilitated. Schools and productive centers do not yet have access to reliable electricity. Wood-fuel remained the primary cooking energy in most of the refugee camps, which is negatively impacting the environment.

The collective response will seek to ensure that gaps in the provision of alternative fuels, fuel efficient stoves, street lights, solar home systems, and grid connected electricity for public services and productive use are reduced. The connection of six camps to the national electricity grid in the Tigray and Afar Regions is scheduled to conclude by the end of 2020. An additional 14 camps in the Benishangul-Gumuz, Gambella and Somali regions have been prioritized for integration subject to additional resources. Ethanol and briquette supply will be advanced, with automated briquette machines to target 50 percent of the unmet needs for cooking fuel in the Afar and Benishangul-Gumuz regions. More than 2.5m mixed (fruit & trees) seedlings will be raised, 50 percent of which will be used to develop 600 ha of woodlot while 50 percent of fruit trees seedlings will be distributed to refugees and host communities for household transplantation.

OBJECTIVES

1. Population has sufficient access to energy
2. Natural resources and shared environment better protected



Food security & Nutrition

In line with the Sustainable Development Goals 2 and 3, investments will be made to improve the food and nutrition security of refugees, and to reduce the prevalence of undernutrition, especially women, young children and vulnerable groups including young people, the elderly and people with special needs. Investments in nutrition will primarily focus on the 'first 1000 day window' from conception to 2 years of age when undernutrition can be prevented and consequently the most economic benefits garnered during adulthood. Evidence shows that failure to take adequate action during this period will result in various forms of malnutrition that impact on cognitive development and growth which is linked to learning difficulties and consequently poverty in adulthood and inability to economically contribute to a society.

Annual surveillance through nutrition surveys conducted in 2018 indicate that the prevalence of Global Acute Malnutrition (GAM) in the 18 camps assessed so far improved with 72 percent of the camps (15 out of 18) below the emergency threshold of 15 percent compared to 39 percent (7 out of 18 camps) in the same camps in 2017. Only 38 percent of the assessed camps have a prevalence of Severe Acute Malnutrition below the 2 percent emergency threshold. Only 22.2 percent (4 out of 18) and 44.4 percent (8/18 camps) have respective prevalence of anaemia and chronic malnutrition considered normal (<20 percent) according to WHO classification for a population. Nutrition causal analyses conducted in the Gambella and the Somali regions have highlighted the multi-sectorial nature of the underlying causes, with disease and inadequate dietary intake noted as the immediate causes of malnutrition in Gambella Region, whereas in the Somali Region the immediate cause was predominantly inadequate dietary intake. Multi sectorial response plans have been developed in both locations with an infant and young child care lens to guide and increase nutrition sensitivity of the different sectors.

Life-saving services for the treatment of moderate and severe acute malnutrition are available in all camps. Preventive services implemented through nutrition specific and nutrition sensitive sectors entail; awareness raising through outreach programmes, blanket supplementary feeding for children aged 6-23 months (6-59 months in regions with GAM prevalence of above 15 percent or above 10 percent with aggravating factors) and pregnant and lactating women are implemented in all camps while efforts to mainstream the promotion of appropriate Infant and Young Child Feeding (IYCF) programmes in all the sectors are ongoing. To enhance household food security, food assistance is provided monthly in the form of in-kind food or combined as an in-kind/ cash assistance. Food assistance aims to provide the minimum standard of 2,100 kcal per person per day but mostly an average of 1,750 kcal has been provided due to funding shortfalls.

In 2019-2020, interventions aims to further strengthen multi-sectoral linkages/synergies with nutrition sensitive sectors, including WASH, health, food security, protection, shelter and livelihoods through the strengthening of IYCF programming to ensure the needs of the refugees are met. Mainstreaming the prevention and mitigation of SGBV will also be prioritized. Health facility nutrition services, micronutrient interventions and integrated infant and young child feeding counselling services will be scaled up aiming at improving the nutritional status of mothers and children. Community support structures and community based nutrition programmes will also be strengthened to

sustain the reductions so far achieved in acute malnutrition. Surveillance and early warning systems using digital technology such as the Last Mile Mobile Solution will be expanded. The possibility to expand the use of cash to replace part of the in-kind food basket will continue to be advocated for. New initiatives providing fresh food through various transfer modalities and backyard gardening to enhance diet diversity will continue to complement the general food rations. These initiatives will be closely linked to small scale livelihood interventions to enhance household food security pending policies that allow for economic integration which will enhance livelihoods of refugees and relatively reduce dependency on food assistance.

OBJECTIVES

1. Nutritional well-being improved
2. Food security improved





The health sector response aims to mitigate excess morbidity and mortality and control outbreaks of communicable diseases by ensuring access to comprehensive primary health care services, referral services and by strengthening disease surveillance and response. The essential components of the health care service consist of 24/7 facility-based clinical services and community-based disease prevention and health promotion activities through outreach workers.

Overall, the health status of the population remained stable during 2018. The under 5 mortality rate was consistently kept at 0.1/ 1,000/ month while the health facility utilization remained above 1.1 (standard above 1). Over 900, 000 consultations were conducted at camp health facilities, out of which 12 percent were for host community members. 97 percent of pregnant women delivered with the assistance of skilled birth attendants. HIV testing and counselling and antiretroviral treatment (ART) services were made accessible to all refugees. The Prevention of Mother to Child Transmission (PMTCT) coverage has increased to 87 percent compared to 83 percent in 2017. Diseases with high epidemic potential were closely monitored and epidemic prevention measures were taken in collaboration with the Ministry of Health, partners and other UN agencies operating in refugee camps.

In 2019 and 2020, a focus will be placed on improving access to services through operation of additional health facilities in camps with lower levels of access, rehabilitating existing primary health care facilities, scaling up of services for control and prevention of cervical cancer, and for treatment of non-communicable diseases, neglected tropical diseases and mental illnesses. Mainstreaming the prevention and mitigation of SGBV will also be prioritized. The collective response will seek to maximize the prevention of maternal mortality, prevent new HIV infection among children, prevent malaria outbreaks and reduce incidence of Tuberculosis. Investment in human resource development and management will be scaled up, reinforcing a caring, respectful and compassionate health workforce.

To ensure sustainable and continuous availability of health commodities, supply chain and logistics management will be reformed and the use of digital technology (HCMIS: Health Commodity Management Information System) will be promoted. Joint health and nutritional screening, vaccination, emergency treatment and linkage to referral facilities will be provided at border entry points for new arrivals. The new mobile and web-based Health Information System will be established to improve collation of health data and help detect any public health concern at an early stage and balanced scorecard assessments will be carried out in all facilities to ensure and improve quality of services. The new harmonized community-based outreach programme will be fully integrated to ensure improved access to essential service packages in health, nutrition and WASH, to reduce existing overlaps and to enhance efficiency of programmes. Trained community health workers will model families who have demonstrated behaviour change and improved uptake of high-impact health interventions.

OBJECTIVES

1. Health status of the population improved
2. Population has optimal access to reproductive health and HIV services



Livelihoods & Resilience

Realizing the GoE's pledges related to work and livelihoods necessitates a sustained investment in coordination to harmonize the approaches, partnerships, use of resources and planned interventions that will contribute to tangible collective outcomes. In this regard, humanitarian and development partners will work to ensure that work and livelihoods interventions are aligned to Ethiopia's development priorities. Conversely, the incremental investment in relevant governmental entities will be needed, together with an enabling legal, policy and regulatory environment to leverage GCR's transformational agenda. This will include enacting supportive secondary legislation following the promulgation of the Refugee Proclamation in January 2019.

The roles and responsibilities of diverse stakeholders need to be further defined and coordination of interventions by development actors strengthened to ensure that the work and livelihoods pledges are fully realised. A number of interventions have been designed by development actors to contribute to the implementation of some of the pledges before the enactment of the refugee proclamation. Effective messaging on the approach to refugee inclusion will be a priority at all levels, to ensure that there is sufficient awareness on the objectives of the global compact on refugees. During the period 2019-2020, a comprehensive review of existing policies and laws will be undertaken; public-private dialogues, the coordination of multi-stakeholder interventions; including in agriculture, livestock, aggregation, SME development, skills development, job matching and private sector participation will be required to ensure that self and wage employment opportunities are realized.

In support of these processes, the capacities of relevant government entities will be enhanced through the development of federal and regional CRRF implementation plans, protection trainings, and the strengthening of existing coordination structures. This will include investments in knowledge development and management to ensure that accurate and relevant data and information is available to support collective decision making.

OBJECTIVES

1. Self reliance and livelihoods improved



Shelter & NFIs

All new arrivals are provided with an emergency shelter, either as a shelter kit or a tent. However, these emergency shelters have a very limited life-span of about six months to one year, depending on the climate conditions, and need to be replaced by transitional or more permanent shelter solutions. Shelter provision across all camps is informed by the geographical, climatological and environmental context and regional traditional culture. While a standard package cannot be applied to address the shelter needs of populations of concern, the National Shelter Strategy (2017-2020) informs a collective and coherent response, based on available resources, to enable refugees to access shelter solutions that provide privacy, security and protection from the elements, emotional support, and a space to live and store belongings in a dignified manner. Based on the criteria outlined within the Strategy, a total of 131,186 households, equivalent to 54 percent of the total refugee population are in need of transitional shelter solutions. In 2019, a total of 40,000 transitional shelters will be constructed country-wide.

In support of new arrivals from Sudan and South Sudan, shelter provision includes emergency shelters, comprising of communal hangars and plastic sheeting and wooden poles, following household plot allocation of 3.5 m² per person. Transitional shelters will include a structure of rectangular shaped stone masonry foundation walls, bedded in cement mortar, with external walls with un-plastered mud brick walls, traditional grass thatched roof, with construction facilitated for vulnerable families; including persons with disabilities and the elderly. In support of Somali and Eritrean refugees, while plastic sheeting and wooden poles are provided to new arrivals, planned transitional shelters are outlined to include a structure of rectangular shaped stone masonry foundation walls, bedded in cement mortar, with external walls with concrete hollow blocks, including a gable roof with eucalyptus wood truss and purlin structures and covered with corrugated iron sheeting. Under this approach, cash is provided to enable families to access construction materials and labour for the construction of transitional shelters.

Non-Food Items (NFIs) are essential aid items that are provided to refugees and IDPs in-kind upon arrival. They include, kitchen sets, jerry cans, blankets, sleeping mats, mosquito nets and plastic sheets. Female dignity kits (sanitary packages) and soap are provided on more regular basis; monthly for soap and quarterly for sanitary packages. The replacement of NFIs will take the form of partial or full cash transfer after expiration of the standard life cycles of the items. Feasibility studies for the expansion of cash has been conducted across the operation and the monetisation of some of the NFIs such as sanitary packages, female under-wear and soap have been piloted in some locations (please see the section on 'Cash-Based Interventions for further information).

In November 2016, the Ethiopia operation has started using a NFI management toolkit to ensure the systematization and standardization of procedures as well as harmonization of approaches towards monitoring and reporting on NFIs. The control toolkit defines the processes and procedures in place for the management of NFIs including planning and tracking distributions, recording and reconciliations of items released from warehouses to the final distribution to refugees. Thanks to the NFI control kit, the Ethiopia operation now has an established mechanism to adequately address the inadequacies in NFI management.

With the introduction of advanced electronic based registration systems including bio-metrics in Ethiopia, the accountability of assistance provided to refugees has been strengthened. Leveraging on the improved registration systems, standard operating procedures have been established to redefine the management of NFI assistance using digital systems (proGres and bio-metrics) in the planning and recording of assistance. The design of an automated system has been piloted in camps in the Tigray and Somali Regions. It is anticipated that by early 2019, the entire procedures will be managed across the operation through an automated system that will provide a more accurate trial of events on tracking the entire processes from planning to reporting on NFIs allocations across the country.

OBJECTIVES

1. Shelter and infrastructure established, improved and maintained
2. Population has sufficient basic and domestic items
3. Coordination and partnerships strengthened
4. Camp management and coordination refined and improved
5. Logistics and supply optimized to serve operational needs
6. Operations management, coordination and support strengthened and optimized

WASH

At present, 13.5 million litres of water are supplied across the regions in Ethiopia hosting refugees, representing an average per capita distribution of 20 litres of water per person per day (lppd). 15 of the 26 refugee camps have achieved the minimum standard of 20 l/person/day; in eight camps refugees are receiving between 15 and 20l/ person/day while the remaining three camps (Nguenyiel, Kebribeyah and Hitsats) in the Gambella, Somali and Tigray regions, respectively, are receiving less than 15 l/person/day. 19 of the 26 camps have met the minimum standard of 'maximum of 20 persons per latrine' while seven camps are still below the minimum standards. In 2019/ 2020, partners within the WASH Sector will continue to improve WASH facilities in order to ensure refugees' access to water in sufficient quality and quantity, access to quality sanitation services and improved personal and environmental hygiene. Planned interventions that will be prioritized include the optimization of water supply infrastructure designs to further efficiency; the use of alternative management models for water schemes supporting both host populations and refugees; the replacement of fuel powered pumping systems with solar powered models; and the scaling up of partnerships with the Regional Water Bureau.

At the end of 2018, there was still a significant gap on coverage of household latrines which are most preferred due to sustainability and a sense of community ownership. In 2019 improvement of sanitation facilities, especially construction of household latrines will be prioritized. A holistic approach to sanitation seeks to improve community ownership of sanitation facilities. Innovations in sanitation programming, including conversion of waste to energy/

resources and construction of UDDT (Urine Diversion Dry Toilets-UDDTs) will be tested as a way of ensuring sustainable sanitation. Hygiene promotion activities will continue in all refugee camps to promote best practices on use of WASH facilities to prevent diseases of public health concern.

More than 85 percent of families have access to shared latrines. This is in part due to improved community participation and increased behaviour change communication initiatives in all camps. Community engagement in the management of water schemes and hygiene promotion activities will remain a key focus of the operation to ensure ownership, consistent utilization and management of facilities and a subsequent reduction in public health risks. In the Somali and Gambella Regions, the use of Urine Diversion Dry Toilets; where urine and faeces are collected separately; with ash, soil or lime is added every time a person uses the latrine to hasten the drying process and eliminate pathogens, that benefited 3,000 refugee families last year will be expanded to support an additional 2,000 families in four locations.

OBJECTIVES

1. Supply of potable water increased or maintained
2. Population lives in satisfactory conditions of sanitation and hygiene





Financial Requirements

2019-2020 Financial Requirements Summary

By Refugee Population and Organization

ORGANIZATION	ERITREA	SOMALIA	SOUTH SUDAN	SUDAN	URBANS	TOTAL
Action against Hunger			6,615,000			6,615,000
Action for Social Development and Environmental Protection Organization			380,000		981,000	1,361,000
Action For The Needy In Ethiopia			4,906,362			4,906,362
African Humanitarian Aid and Development Agency		517,856	983,000		89,285	1,590,141
Bethany Christian Service Global, LLC			677,542			677,542
Concern Worldwide			2,934,552			2,934,552
Danish Refugee Council	1,600,000	4,400,000	9,464,260			15,464,260
Doctors with Africa			1,390,000		300,000	1,690,000
Ethiopian Orthodox Church Development And Interchurch Aid Commission Refugee And Returnee Affairs Department	1,308,839	468,611	768,417		661,501	3,207,368
Food and Agriculture Organization of the United Nations	10,500,000	12,600,000	8,400,000			31,500,000
GOAL	1,400,000		800,000			2,200,000
HelpAge International			2,408,371	750,002		3,158,373
International Medical Corps			6,182,625			6,182,625
International Organization for Migration	25,630,000	16,470,000	26,300,000	6,050,500		74,450,500
Jesuit Refugee Service					1,317,554	1,317,554
Mothers And Children Multisectoral Development Organization			900,000			900,000

ORGANIZATION	ERITREA	SOMALIA	SOUTH SUDAN	SUDAN	URBANS	TOTAL
Norwegian Church Aid	472,753		4,820,000			5,292,753
Norwegian Refugee Council	893,874	950,000	9,800,000	139,135	7,590,000	19,373,009
Office of the United Nations High Commissioner for Refugees	67,120,782	147,663,591	337,322,343	42,072,389	54,709,234	648,888,339
Oxfam GB			13,750,000			13,750,000
Save The Children International		2,504,151	25,090,582	4,650,567		32,245,300
The International Rescue Committee	6,007,884	10,648,360	3,531,000	1,146,120		21,333,364
The Lutheran World Federation	1,000,000	1,348,799	1,100,000	1,458,000		4,906,799
United Nations Children's Fund	1,930,192	1,286,797	22,098,433	1,286,797		26,602,219
United Nations Development Program			3,500,000			3,500,000
World Food Program	26,945,839	81,469,555	209,755,000	27,472,604	1,376,190	347,019,188
ZOA Relief Hope Recovery	1,993,754		3,081,981	1,481,981	980,388	7,538,104
Grand Total	146,803,917	280,327,720	706,959,468	86,508,095	68,005,152	1,288,604,352

By Sector & Refugee Population

SECTOR	ERITREA	SOMALIA	SOUTH SUDAN	SUDAN	URBANS	TOTAL
Protection	17,663,734	35,013,421	72,320,412	12,569,657	22,875,140	160,442,364
Education	11,436,747	22,404,574	46,925,368	5,766,173	6,274,139	92,807,001
Energy a& Environment	8,366,786	9,468,053	23,971,815	4,873,963	1,775,140	48,455,757
Food Security	23,172,199	62,527,051	184,013,493	19,239,939	1,376,190	290,328,872
Health & Nutrition	12,249,656	29,042,084	68,388,755	14,062,032	4,976,542	128,719,069
Livelihoods & Resilience	23,636,685	40,656,298	58,898,634	7,335,830	5,670,528	136,197,975
Shelter & NFIs	30,313,088	40,512,822	157,648,735	15,523,043	20,268,750	264,266,438
WASH	19,965,022	40,703,417	94,792,256	7,137,458	4,788,723	167,386,876
TOTAL	146,803,917	280,327,720	706,959,468	86,508,095	68,005,152	1,288,604,352



N NUESOAE
N New
C Confidence

**INTERNATIONAL
RESCUE
COMMITTEE**



ANNEX

Monitoring Framework

Protection

	Eritrea		Somalia		South Sudan		Sudan		Urbans	
	Refugees	Host	Refugees	Host	Refugees	Host	Refugees	Host	Refugees	Host
OBJECTIVE: Access to legal assistance and legal remedies improved										
INDICATOR: # of PoC receiving legal assistance										
2019	6,000		1,100		525,000		1,000		120	
INDICATOR: Extent persons of concern have access to legal assistance										
2019	100		100		100		100		100	
OBJECTIVE: Civil registration and civil status documentation strengthened										
INDICATOR: # of children registered and issued documentation under regular birth registration procedure										
INDICATOR: # of PoC assisted with civil status registration or documentation										
2019	7,300		6,619						300	
INDICATOR: % of persons of concern who have a birth certificate										
2019	100		100				100		80	
INDICATOR: # of border monitoring visits conducted and recorded										
2019			24							
INDICATOR: Extent border authorities refer asylum-seekers to competent authorities										
2019			100							
OBJECTIVE: Community mobilization strengthened and expanded										
INDICATOR: # of community self-management structures strengthened										
2019	40				120		15			
OBJECTIVE: Level of individual documentation increased										
INDICATOR: # of identity documents issued for PoC										
2019	47,008		99,213		525,000		40,000		31,700	
INDICATOR: % of persons of concern provided with individual protection documentation										
2019			100				100		100	
OBJECTIVE: Peaceful co-existence with local communities promoted										
INDICATOR: # of peaceful coexistence projects implemented										
2019			12		8		12			
INDICATOR: Extent local communities support continued presence of persons of concern										
2019			100		90		90			

OBJECTIVE: Potential for integration realized									
INDICATOR: % of persons of concern opting for local integration who have locally integrated									
2019			100						
INDICATOR: Extent social and economic integration is realized									
2019			100						80
OBJECTIVE: Potential for resettlement realized									
INDICATOR: # of Resettlement Registration Forms (RRFs) submitted									
2019	1,250		416		5,000		250		155
INDICATOR: % of persons of concern identified in need of resettlement submitted for resettlement									
2019	100		100		65		65		100
OBJECTIVE: Potential for voluntary return realized									
INDICATOR: # of PoC receiving return packages									
2019									2,000
INDICATOR: % of persons of concern with intention to return who have returned voluntarily									
2019									60
OBJECTIVE: Protection of children strengthened									
INDICATOR: # of best interests assessments conducted									
2019	8,000		1,200		12,500		2,219		
INDICATOR: # of best interests determination decisions taken by BID panel									
2019	500		200		1,200				
INDICATOR: # of children's committees, groups and other structures that are operational and facilitate children's participation									
2019			28		35				
INDICATOR: # of community based committees/groups dedicated to child protection issues									
2019	13				36				
INDICATOR: # of reported cases of child abuse, neglect, violence and exploitation									
2019	300								
INDICATOR: % of children with safe access to community spaces for socializing, play, learning, etc.									
2019	100								
INDICATOR: % of identified children of concern with specific needs that are assisted									
2019					50				100
INDICATOR: % of identified children with disabilities receiving specific support									
2019	50								
INDICATOR: % of registered UASC in appropriate interim or long-term alternative care									
2019	100				30				
INDICATOR: % of registered unaccompanied children in alternative care who receive regular monitoring visits									
2019	80								
INDICATOR: % of UASC for whom a best interests process has been initiated or completed									
2019	100		100		100		95		
OBJECTIVE: Quality of registration and profiling improved or maintained									

INDICATOR: # of PoC registered on an individual basis with minimum set of data required									
2019	26,400		220,653		525,000		65,000		
INDICATOR: % of persons of concern registered on an individual basis									
2019	100		100		100		100		100
OBJECTIVE: Quality of registration and profiling improved or maintained									
INDICATOR: Increase in the refugee population during the reporting period									
2019					40,000				
OBJECTIVE: Reception conditions improved									
INDICATOR: # of reception centre buildings/ structures improved or maintained									
2019	10		18		8		5		
INDICATOR: Extent reception conditions meet minimum standards									
2019	95		90		100		100		
OBJECTIVE: Risk of SGBV is reduced and quality of response improved									
INDICATOR: # of awareness raising campaigns on SGBV prevention and response conducted									
2019					36		50		10
INDICATOR: # of community-based committees/ groups working on SGBV prevention and response									
2019	60		117		204				
INDICATOR: Extent community is active in SGBV prevention and survivor centered protection									
2019	90				87.5				
INDICATOR: Extent known SGBV survivors receive appropriate support									
2019	100		100		97.5		95		100
OBJECTIVE: Services for persons with specific needs strengthened									
INDICATOR: # of PoC with specific needs receiving support (non-cash)									
2019	1,750		15,000		7,000		1,000		
INDICATOR: % of persons of concern with disabilities who receive services for their specific needs									
2019	70		100		100		100		

Education

	Eritrea		Somalia		South Sudan		Sudan		Urbans	
	Refugees	Host	Refugees	Host	Refugees	Host	Refugees	Host	Refugees	Host
OBJECTIVE: Population has optimal access to education										
INDICATOR: # of children aged 3-5 enrolled in early childhood education										
2019	3,500		23,502		0		10,801			
INDICATOR: # of children enrolled in primary education										
2019	16,000		44,000		88,650		29,182			
INDICATOR: # of students enrolled in lower secondary education										
2019	2,500		2,900		4,272		427			
INDICATOR: # of students enrolled in upper secondary education										
2019	200		1,250				150			
INDICATOR: % of children aged 3-5 yrs enrolled in early childhood education										
2019	100		100		50		100			
INDICATOR: % of primary school-aged children enrolled in primary education										
2019	100		100		65		100		100	
INDICATOR: % of secondary school-aged young people enrolled in secondary education										
2019	80		40		12		35		100	

Energy & Environment

	Eritrea		Somalia		South Sudan		Sudan		Urbans	
	Refugees	Host	Refugees	Host	Refugees	Host	Refugees	Host	Refugees	Host
OBJECTIVE: Natural resources and shared environment better protected										
INDICATOR: # of tree seedlings planted										
2019	400,000				500,000		400,000			
INDICATOR: Extent environmental risks associated with the operation are mitigated										
2019	55		50				85		60	
INDICATOR: Survival rate after planting (%)										
2019	60		60		85		90		95	


OBJECTIVE: Population has sufficient access to energy**INDICATOR: % of households using alternative and/or renewable energy (e.g. solar, biogas, ethanol, environmentally friendly briquet, wind)**

2019	75		40				25			
------	----	--	----	--	--	--	----	--	--	--

INDICATOR: % of households with access to sustainable energy

2019	80		40		60		100			
------	----	--	----	--	----	--	-----	--	--	--


Food Security

	Eritrea		Somalia		South Sudan		Sudan		Urbans	
	Refugees	Host	Refugees	Host	Refugees	Host	Refugees	Host	Refugees	Host

OBJECTIVE: Food security improved**INDICATOR: % of refugees benefitting from 75% or more ration assistance (in kind/CBI at recommended 2,100 kcal/person/day)**

2019	100		100		100		100			
------	-----	--	-----	--	-----	--	-----	--	--	--

Health & Nutrition

	Eritrea		Somalia		South Sudan		Sudan		Urbans	
	Refugees	Host	Refugees	Host	Refugees	Host	Refugees	Host	Refugees	Host

OBJECTIVE: Health status of the population improved**INDICATOR: # of health facilities equipped/constructed/rehabilitated**

2019	16		11				8			
------	----	--	----	--	--	--	---	--	--	--

INDICATOR: Are all essential medicines internationally procured (yes/no)

2019	80		80				90			
------	----	--	----	--	--	--	----	--	--	--

INDICATOR: Under-5 mortality rate (per 1000 population/month)

2019	0.1		0.1		0.1		0.3			
------	-----	--	-----	--	-----	--	-----	--	--	--

OBJECTIVE: Nutritional well-being improved**INDICATOR: # of new admissions to community management of acute malnutrition programmes**

2019	1,870		16,256				500			
------	-------	--	--------	--	--	--	-----	--	--	--

INDICATOR: IYCF programmes targeting children 0-24 months established or maintained (yes/no)

2019	100		100		100		90			
------	-----	--	-----	--	-----	--	----	--	--	--

INDICATOR: Prevalence of anaemia in children (6-59 months)

2019	22		40		38.5		20			
INDICATOR: Prevalence of anaemia in women of reproductive age (15-49 yrs)										
2019	20		30.8		27		7.5			
INDICATOR: Prevalence of chronic malnutrition (stunting) (6-59 months)										
2019	25		33		9		33			
INDICATOR: Prevalence of global acute malnutrition (6-59 months)										
2019	10		10		12		6			

Livelihoods & Resilience

	Eritrea		Somalia		South Sudan		Sudan		Urbans	
	Refugees	Host	Refugees	Host	Refugees	Host	Refugees	Host	Refugees	Host
OBJECTIVE: Self reliance and livelihoods improved										
INDICATOR: # of PoC participating in community-based group savings / loans / insurance schemes										
2019	300		10,000							
INDICATOR: # of PoC provided with entrepreneurship / business training										
2019	1,200		10,000				450			
INDICATOR: # of PoC receiving production kits or inputs for agriculture/livestock/fisheries activities										
2019			4,000		50,000		2,500			
INDICATOR: % of persons of concern (18-59 yrs) with own business / self-employed for more than 12 months										
2019	30		65				50		50	
INDICATOR: % of vocational training students who graduate (successful completion and receipt of certification)										
2019	100						100		75	

Shelter & NFIs

	Eritrea		Somalia		South Sudan		Sudan		Urbans	
	Refugees	Host	Refugees	Host	Refugees	Host	Refugees	Host	Refugees	Host
OBJECTIVE: Population has sufficient basic and domestic items										
INDICATOR: # of households receiving core relief items										
2019	16,420		38,000		105,000		12,451			

INDICATOR: # of women receiving sanitary materials									
2019	17,920		61,000		167,000		15,181		985
INDICATOR: % of households whose needs for basic and domestic items are met									
2019	100				100		100		
INDICATOR: % of persons of concern receiving >=450 grams of soap/person/month									
2019			100		100				
INDICATOR: % of women with sanitary supplies									
2019	100		100				100		
OBJECTIVE: Shelter and infrastructure established, improved and maintained									
INDICATOR: # of transitional shelters provided									
2019	2,000		13,425		20,000		6,200		1,948
INDICATOR: % of households living in adequate dwellings									
2019	56		91		80		100		56

WASH

	Eritrea		Somalia		South Sudan		Sudan		Urbans	
	Refugees	Host	Refugees	Host	Refugees	Host	Refugees	Host	Refugees	Host
OBJECTIVE: Population lives in satisfactory conditions of sanitation and hygiene										
INDICATOR: # of household sanitary facilities/ latrines constructed										
2019	3,000		8,651		8,528		7,213			
INDICATOR: # of PoC reached by environmental health and hygiene campaigns										
2019	76,244		165,490		525,000		56,206		2,500	
INDICATOR: % of households with drop-hole latrine or drop-hole toilet										
2019	90		87		50		75			
OBJECTIVE: Supply of potable water increased or maintained										
INDICATOR: # of interventions in the water system										
2019	30		74		9		4			
INDICATOR: Average # of litres of potable water available per person per day										
2019	20		20		20		20		20	

2019 Financial Requirements Summary

ORGANIZATION	ERITREA	SOMALIA	SOUTH SUDAN	SUDAN	URBANS	TOTAL
Action against Hunger			3,150,000			3,150,000
Action for Social Development and Environmental Protection Organization			180,000		470,000	650,000
Action For The Needy In Ethiopia			1,639,792			1,639,792
African Humanitarian Aid and Development Agency		517,856	447,000		89,285	1,054,141
Bethany Christian Service Global, LLC			353,047			353,047
Concern Worldwide			1,467,276			1,467,276
Danish Refugee Council	1,100,000	2,000,000	4,075,000			7,175,000
Doctors with Africa			650,000		300,000	950,000
Ethiopian Orthodox Church Development And Interchurch Aid Commission Refugee And Returnee Affairs Department	400,642	365,853	485,455		353,901	1,605,851
Food and Agriculture Organization of the United Nations	5,250,000	6,300,000	4,200,000			15,750,000
GOAL	700,000		400,000			1,100,000
HelpAge International			1,415,075	354,230		1,769,305
International Medical Corps			3,254,013			3,254,013
International Organization for Migration	12,815,000	8,235,000	13,150,000	3,100,250		37,300,250
Jesuit Refugee Service					604,998	604,998
Mothers And Children Multisectoral Development Organization			900,000			900,000
Norwegian Church Aid	472,753		920,000			1,392,753
Norwegian Refugee Council	893,874	950,000	5,400,000	139,135	3,300,000	10,683,009

ORGANIZATION	ERITREA	SOMALIA	SOUTH SUDAN	SUDAN	URBANS	TOTAL
Office of the United Nations High Commissioner for Refugees	33,560,391	74,820,077	165,189,359	20,875,886	24,867,832	319,313,545
Oxfam GB			8,500,000			8,500,000
Save The Children International		2,504,151	13,636,186	4,650,567		20,790,904
The International Rescue Committee	2,860,897	5,070,648	1,681,000	545,771		10,158,316
The Lutheran World Federation	1,000,000	632,750	550,000	818,000		3,000,750
United Nations Children's Fund	1,115,208	743,473	11,098,433	743,473		13,700,587
United Nations Development Program			1,800,000			1,800,000
World Food Program	12,809,584	39,009,447	104,755,000	13,064,060	664,823	170,302,914
ZOA Relief Hope Recovery	1,690,754		1,481,981	1,481,981	410,395	5,065,111
Grand Total	74,669,103	141,149,255	350,778,617	45,773,353	31,061,234	643,431,562

By Sector & Refugee Population

SECTOR	ERITREA	SOMALIA	SOUTH SUDAN	SUDAN	URBANS	TOTAL
Protection	9,021,074	19,372,657	35,872,245	8,767,011	10,388,416	83,421,403
Education	11,436,747	22,404,574	46,925,368	5,766,173	6,274,139	92,807,001
Energy a& Environment	8,366,786	9,468,053	23,971,815	4,873,963	1,775,140	48,455,757
Food Security	23,172,199	62,527,051	184,013,493	19,239,939	1,376,190	290,328,872
Health & Nutrition	12,249,656	29,042,084	68,388,755	14,062,032	4,976,542	128,719,069
Livelihoods & Resilience	23,636,685	40,656,298	58,898,634	7,335,830	5,670,528	136,197,975
Shelter & NFIs	15,603,481	20,914,520	71,784,696	7,965,951	9,261,769	125,530,417
WASH	9,982,753	19,447,168	48,752,218	3,437,352	2,132,374	83,751,865
TOTAL	74,669,103	141,149,255	350,778,617	45,773,353	31,061,234	643,431,562

2020 Financial Requirements Summary

ORGANIZATION	ERITREA	SOMALIA	SOUTH SUDAN	SUDAN	URBANS	TOTAL
Action against Hunger			3,465,000			3,465,000
Action for Social Development and Environmental Protection Organization			200,000		511,000	711,000
Action For The Needy In Ethiopia			3,266,570			3,266,570
African Humanitarian Aid and Development Agency			536,000			536,000
Bethany Christian Service Global, LLC			324,495			324,495
Concern Worldwide			1,467,276			1,467,276
Danish Refugee Council	500,000	2,400,000	5,389,260			8,289,260
Doctors with Africa			740,000			740,000
Ethiopian Orthodox Church Development And Interchurch Aid Commission Refugee And Returnee Affairs Department	908,197	102,758	282,962		307,600	1,601,517
Food and Agriculture Organization of the United Nations	5,250,000	6,300,000	4,200,000			15,750,000
GOAL	700,000		400,000			1,100,000
HelpAge International			993,296	395,772		1,389,068
International Medical Corps			2,928,612			2,928,612
International Organization for Migration	12,815,000	8,235,000	13,150,000	2,950,250		37,150,250
Jesuit Refugee Service					712,556	712,556
Norwegian Church Aid			3,900,000			3,900,000
Norwegian Refugee Council			4,400,000		4,290,000	8,690,000
Office of the United Nations High Commissioner for Refugees	33,560,391	72,843,514	172,132,984	21,196,503	29,841,402	329,574,794
Oxfam GB			5,250,000			5,250,000

ORGANIZATION	ERITREA	SOMALIA	SOUTH SUDAN	SUDAN	URBANS	TOTAL
Save The Children International			11,454,396			11,454,396
The International Rescue Committee	3,146,987	5,577,712	1,850,000	600,349		11,175,048
The Lutheran World Federation		716,049	550,000	640,000		1,906,049
United Nations Children's Fund	814,984	543,324	11,000,000	543,324		12,901,632
United Nations Development Program			1,700,000			1,700,000
World Food Program	14,136,255	42,460,108	105,000,000	14,408,544	711,367	176,716,274
ZOA Relief Hope Recovery	303,000		1,600,000		569,993	2,472,993
Grand Total	72,134,814	139,178,465	356,180,851	40,734,742	36,943,918	645,172,790

By Sector & Refugee Population

SECTOR	ERITREA	SOMALIA	SOUTH SUDAN	SUDAN	URBANS	TOTAL
Protection	8,642,660	15,640,764	36,448,167	3,802,646	12,486,724	77,020,961
Education	5,947,664	10,530,035	21,847,566	2,903,652	3,387,730	44,616,647
Energy a& Environment	3,692,687	4,681,964	12,106,230	2,367,474	968,713	23,817,068
Food Security	11,965,729	32,320,746	91,830,416	9,946,807	711,367	146,775,065
Health & Nutrition	6,164,682	14,658,470	33,267,821	7,011,601	2,552,348	63,654,922
Livelihoods & Resilience	11,029,516	20,491,935	28,776,574	3,445,364	3,173,706	66,917,095
Shelter & NFIs	14,709,607	19,598,302	85,864,039	7,557,092	11,006,981	138,736,021
WASH	9,982,269	21,256,249	46,040,038	3,700,106	2,656,349	83,635,011
TOTAL	72,134,814	139,178,465	356,180,851	40,734,742	36,943,918	645,172,790

7A-B01-00-41009

