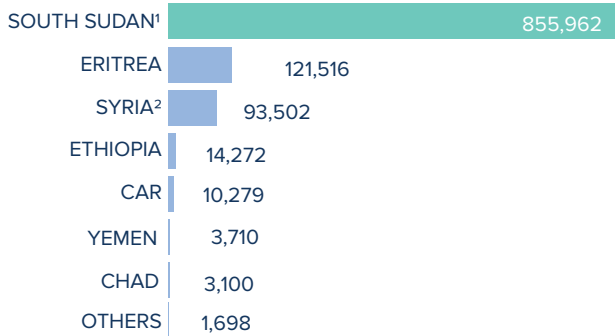


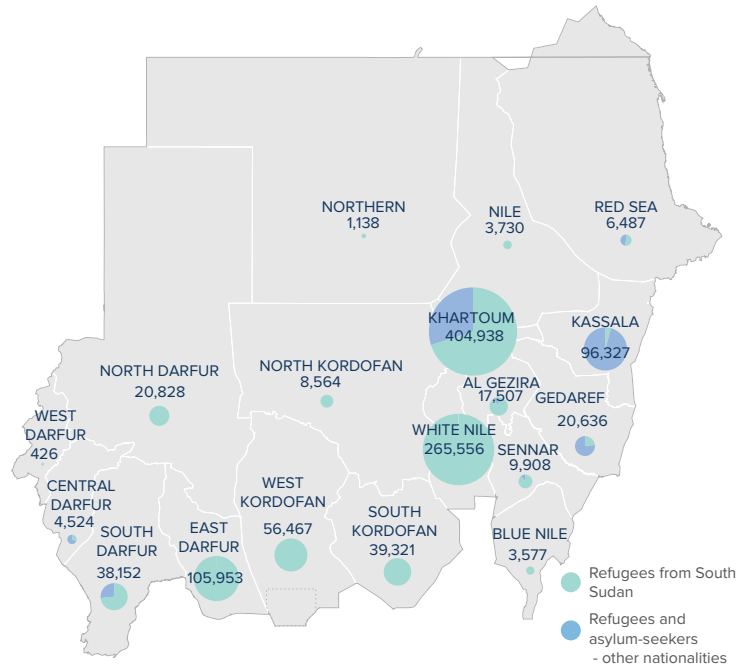
**Total persons of concern** 1,104,039  
refugees and asylum-seekers



<sup>1</sup>Total number of South Sudanese refugees includes UNHCR/COR registered refugees, Immigration Passport Police (IPP) registered figures and unregistered population. Additional sources estimate a total of 1.3 million South Sudanese refugees in Sudan; however, this data require verification.

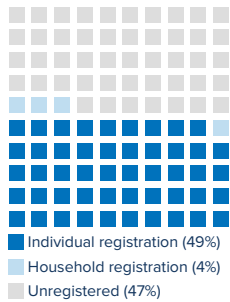
<sup>2</sup>Total number of Syrian refugees includes both individuals registered by UNHCR and COR, and IPP statistics on annual arrivals and departures since 2011.

POPULATION BY STATE

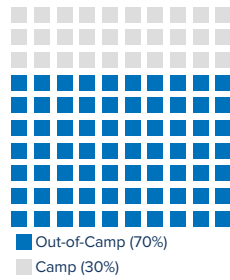


The boundaries and names shown and the designations used on this map do not imply official endorsement or acceptance by the United Nations.

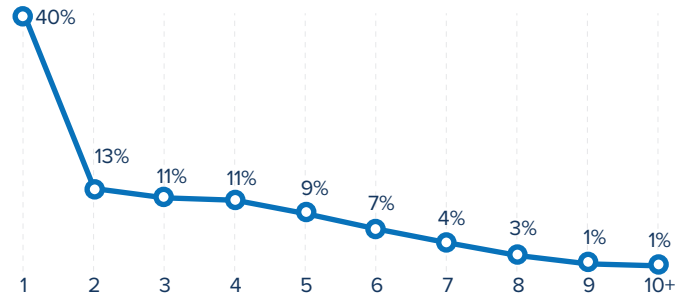
REGISTRATION PROGRESS



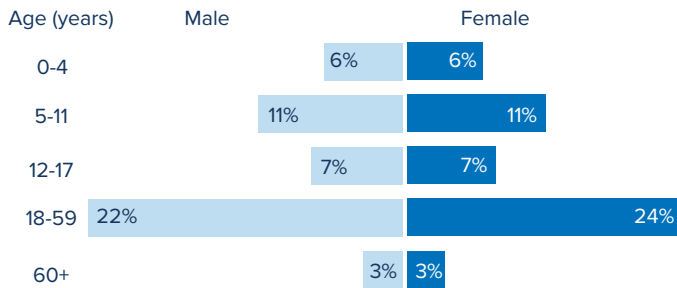
POPULATION DISTRIBUTION



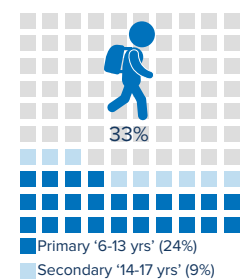
FAMILY SIZE DISTRIBUTION<sup>3</sup>



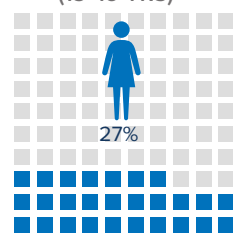
AGE-GENDER BREAKDOWN<sup>3</sup>



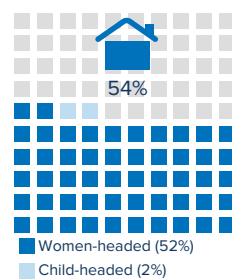
SCHOOL-AGED CHILDREN (6-17 YRS)<sup>3</sup>



REPRODUCTIVE-AGED WOMEN/GIRLS (13-49 YRS)<sup>3</sup>



HOUSEHOLD DISTRIBUTION<sup>3</sup>



<sup>3</sup>Population distribution statistics are based on biometrically registered individuals only

MONTHLY POPULATION TRENDS (June 2018 - June 2019)

