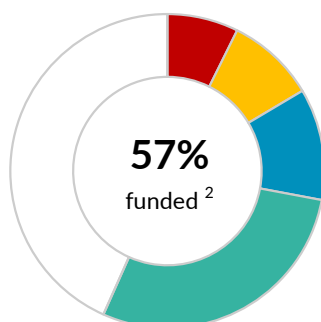
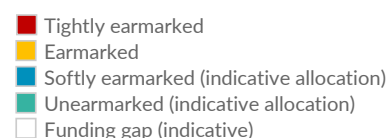


\$110.3 million

 UNHCR's financial requirements 2019 ¹

SOUTHERN AFRICA

as of 26 November 2019


CONTRIBUTIONS ³ | USD

	■ Unearmarked	■ Softly earmarked	■ Earmarked	■ Tightly earmarked	Total
United States of America	-	2,500,000	8,600,000	3,299,600	14,399,600
European Union	-	-	-	1,137,656	1,137,656
Japan	-	-	-	917,596	917,596
African Development Bank	-	-	-	734,090	734,090
CERF	-	-	-	693,305	693,305
Norway	-	-	576,967	-	576,967
Private donors Germany	-	559,139	-	-	559,139
United Arab Emirates	-	-	-	503,000	503,000
Private donors Spain	-	313,282	-	24,256	337,538
UPS Corporate	-	-	-	275,000	275,000
USA for UNHCR	-	167,497	-	-	167,497
Spain	-	2,273	-	142,045	144,318
Fast Retailing Co., Ltd. (UNIQLO)	-	-	-	121,728	121,728
Austria	-	113,766	-	-	113,766
UNHCR Insamlingsstiftelse	-	108,675	157	-	108,832
Australia for UNHCR	-	108,235	-	-	108,235
Miscellaneous donors in the Hong Kong SAR	-	107,457	-	-	107,457
World Food Programme	-	-	-	107,000	107,000
United Nations Trust Fund for Human Secu	-	-	-	80,378	80,378
UN Programme On HIV/AIDS	-	-	-	60,000	60,000
Angola	-	-	-	60,000	60,000
Germany	-	23,150	-	25,000	48,150
Botswana	-	-	-	15,236	15,236
South Africa	-	-	-	9,741	9,741
Miscellaneous private donors	-	466,866	212	14,000	481,077
Sub-total	-	4,470,340	9,177,336	8,219,631	21,867,308
Indicative allocation of funds and adjustments	31,682,241	8,211,786	895,918	(135,889)	40,654,056
Total	31,682,241	12,682,126	10,073,255	8,083,742	62,521,364

Methodology: Unearmarked funding is allocated and reallocated multiple times during the year to allow UNHCR to fund prioritised activities. This funding update includes an indicative allocation of funds so as to accurately represent the resources available for the sub-region. The contributions earmarked for South Africa Regional Office shown above are combined with an indicative allocation of the softly earmarked and unearmarked contributions listed below. This allocation respects different levels of earmarking. Adjustments relate to programme support costs and carry-over.

■ OTHER SOFTLY EARMARKED CONTRIBUTIONS ⁴ | USD

United States of America 27.8 million | Private donors Australia 12.5 million | Canada 6.8 million | Private donors Republic of Korea 2.3 million

Malta | Private donors

■ UNEARMARKED CONTRIBUTIONS ⁵ | USD


Sweden 99.8 million | Private donors Spain 67.8 million | United Kingdom 44.6 million | Norway 44.5 million | Netherlands 37.5 million | Private donors Republic of Korea 34.4 million | Germany 26.7 million | Denmark 24.4 million | Private donors Japan 20.4 million | Private donors Italy 15.8 million | Switzerland 15.1 million | France 14 million | Private donors Sweden 12.3 million | Private donors USA 11.7 million | Ireland 10.2 million

Algeria | Argentina | Australia | Austria | Azerbaijan | Belgium | Bulgaria | Canada | Costa Rica | Estonia | Finland | Iceland | Indonesia | Islamic Republic of Pakistan | Kuwait | Liechtenstein | Luxembourg | Malta | Monaco | Montenegro | New Zealand | Peru | Philippines | Portugal | Qatar | Republic of Korea | Russian Federation | Saudi Arabia | Serbia | Singapore | Slovakia | Sri Lanka | Thailand | Turkey | United Arab Emirates | Uruguay | Private donors

Notes:

1. The financial requirements for Southern Africa are for the operations in Angola, Botswana, Malawi, Mozambique, South Africa Regional Office, Zambia and Zimbabwe.
2. The percentage funded (57%) and total funding amount (\$62,521,364) are indicative based on the methodology described above. This leaves an indicative funding gap of \$47,786,906 representing 43% of the financial requirements.
3. Contributions to Southern Africa are shown by the earmarking modality as defined in the Grand Bargain.
4. Due to their earmarking at the region, or to a related situation or theme, the other softly earmarked contributions listed are those which can potentially be used in Southern Africa. Where a donor has contributed \$2 million or more, the total amount of the contributions is shown.
5. Contributed without restrictions on its use, unearmarked funding allows UNHCR critical flexibility in how best to reach refugees and other populations of concern who are in the greatest need and at the greatest risk. Where a donor has contribution \$10 million or more, the total amount of the contribution is shown.

For more information: <http://reporting.unhcr.org>

 Follow us on @UNHCRgov