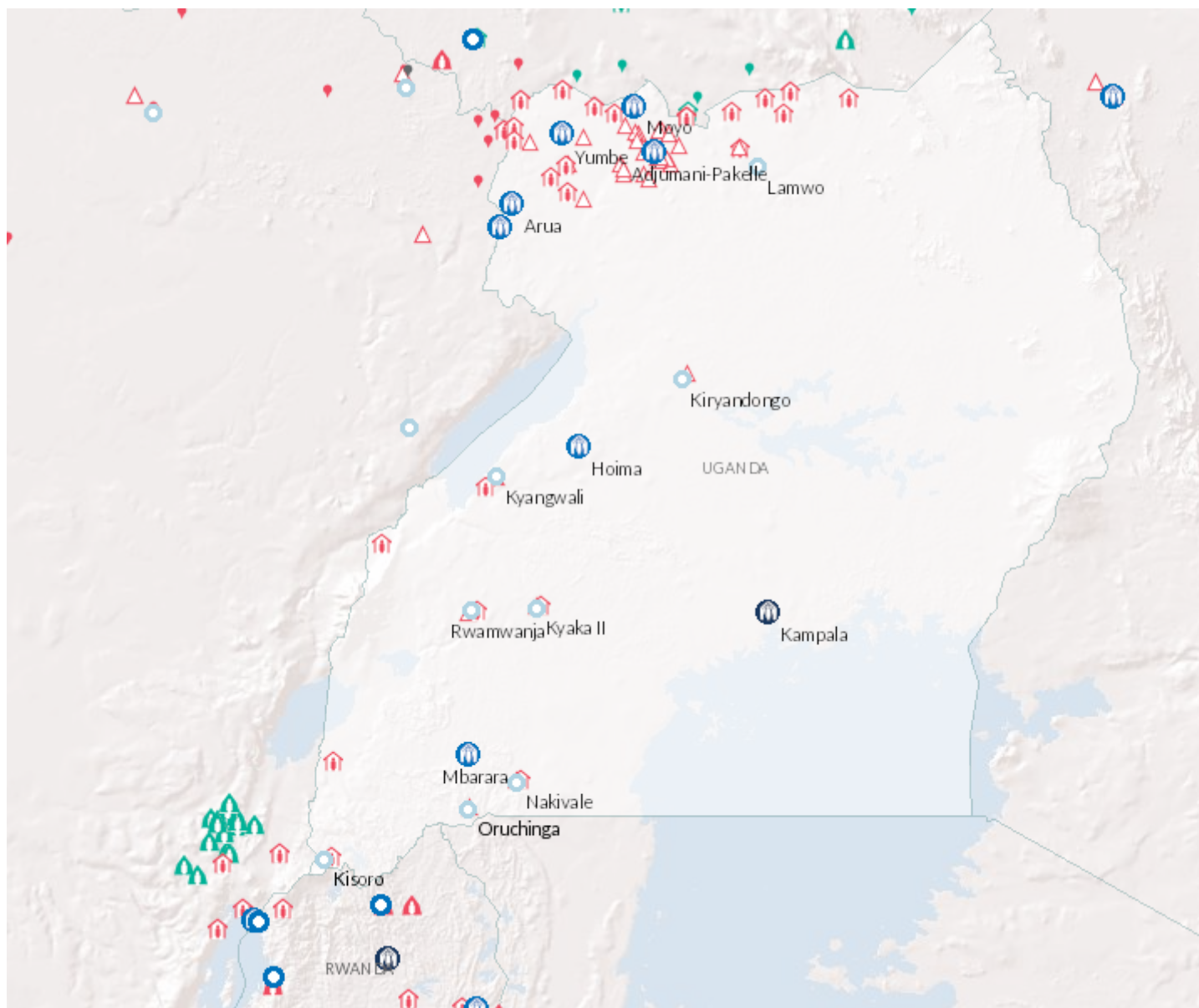




2019 Planning summary

1/5/2019

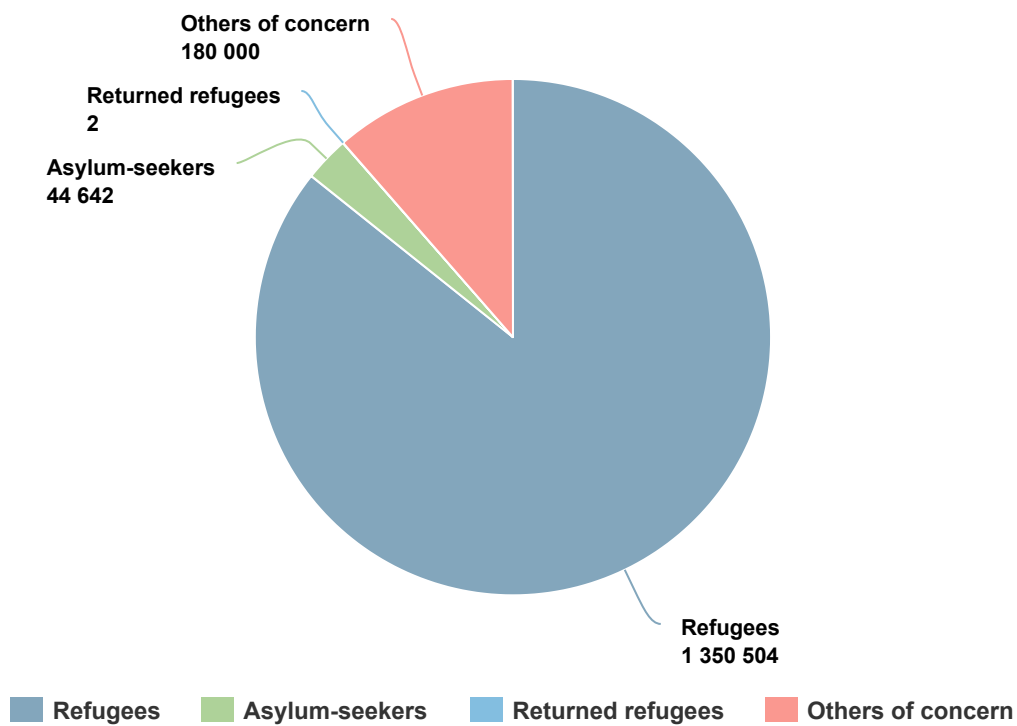
Operation: Uganda



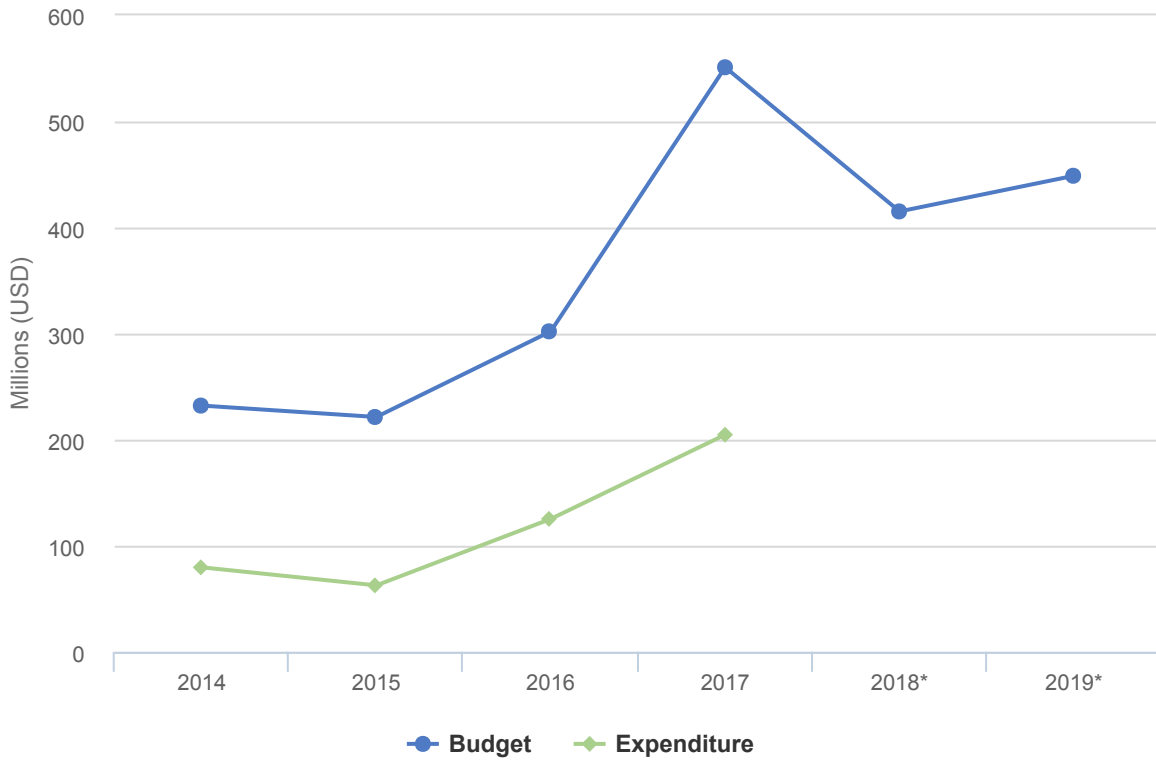
People of Concern

35 % INCREASE IN
2017

2017	1,575,148
2016	1,162,715
2015	694,158



Budgets and Expenditure for Uganda



Operational Environment

Uganda has a longstanding history of hosting refugees with more than 1.1 million refugees and asylum-seekers as of October 2018. The country has received more than 1 million refugees from the Democratic Republic of Congo and South Sudan since July 2016. These protracted situations as well as the recent influx of refugees have strained the resources of the humanitarian system and put enormous pressure on the resources of host communities and on the environment.

Most refugees reside in designated refugee settlements located across 11 districts and in Kampala. The Government of Uganda allows freedom of movement and provides land to refugees settling in designated areas, the right to work and access to national services. The North and West Nile regions, where most refugees live, are among the poorest and most underdeveloped areas in the country.

Children, adolescents and youth make up the highest population bracket among the displaced populations in Uganda. Some 57 per cent of school-aged refugee children are out of school, the majority of whom are girls. Adolescents and youth account for a third of the refugee population, with the majority suffering from the lack of appropriate learning and employment opportunities. Refugee women and girls, who comprise approximately 55 per cent of the refugee population in Uganda, are at risk of heightened social and economic vulnerabilities.

Many refugees in Uganda have limited income-generating opportunities, and both refugees and host communities are challenged by the lack of access to capital/ formal financial services; lack of access to cultivable land and water; poor market connectivity; limited skills and the few formal employment opportunities.

Key Priorities

Uganda has implemented the Comprehensive Responses which further promote Uganda's progressive policy through a multi-stakeholder approach, boosting self-reliance and expanding solutions for both refugee and host communities. UNHCR supports the Office of Prime Minister in leading and coordinating the refugee response in Uganda, along with District Local Governments. Line ministries are developing strategies and comprehensive response plans for refugee-hosting areas in education, water delivery and infrastructure, environment and energy, health-care, as well as employment and livelihoods strategy. In 2019-20 UNHCR will mobilise maximum resources to support these plans.

UNHCR's main priorities for 2019-20 will be to ensure significant expansion in education, environment and livelihoods, as well as maintain quality protection interventions and continue to strengthen accountability and risk management.

2019 Revised Budget for Uganda | USD

The following table presents the revised budget for this operation broken down at the objective level. Resource allocation at the objective level is subject to change during the course of the year as the operational situation evolves and priorities shift. The current budget by pillar, reflected in the bottom line of this table, is updated on a monthly basis and is replaced by the final budget at year-end.

	Pillar 1 Refugee programme	Pillar 2 Stateless programme	Total
Favourable Protection Environment			
Law and policy	204,192	0	204,192
Administrative Institutions and Practice	0	200,000	200,000
Legal remedies and legal assistance	4,022,961	0	4,022,961
Access to territory	1,624,933	0	1,624,933
Subtotal	5,852,086	200,000	6,052,086
Fair Protection Processes and Documentation			
Reception conditions	10,766,200	0	10,766,200
Registration and profiling	19,582,980	0	19,582,980
Status determination	3,470,492	0	3,470,492
Individual documentation	3,305,629	0	3,305,629
Civil status documentation	1,907,559	0	1,907,559
Subtotal	39,032,860	0	39,032,860
Security from Violence and Exploitation			
Protection from crime	5,308,616	0	5,308,616
SGBV prevention and response	9,611,795	0	9,611,795
Child protection	9,977,836	0	9,977,836
Subtotal	24,898,247	0	24,898,247
Basic Needs and Essential Services			
Health	47,948,696	0	47,948,696
Reproductive health and HIV/ Aids response	6,637,678	0	6,637,678
Nutrition	11,257,698	0	11,257,698
Water	31,183,340	0	31,183,340
Sanitation and hygiene	18,506,690	0	18,506,690
Shelter and infrastructure	21,569,510	0	21,569,510
Energy	4,253,984	0	4,253,984
Basic and domestic and hygiene Items	38,241,704	0	38,241,704
Services for persons with specific needs	21,524,466	0	21,524,466
Education	41,648,452	0	41,648,452
Subtotal	242,772,219	0	242,772,219
Community Empowerment and Self Reliance			
Community mobilization	8,870,624	0	8,870,624

	Pillar 1 Refugee programme	Pillar 2 Stateless programme	Total
Co-existence with local communities	12,198,339	0	12,198,339
Natural resources and shared environment	8,948,829	0	8,948,829
Self-reliance and livelihoods	50,546,689	0	50,546,689
Subtotal	80,564,480	0	80,564,480
Durable Solutions			
Resettlement	3,466,657	0	3,466,657
Subtotal	3,466,657	0	3,466,657
Leadership, Coordination and Partnerships			
Coordination and partnerships	7,320,185	0	7,320,185
Subtotal	7,320,185	0	7,320,185
Logistics and Operations Support			
Supply chain and logistics	27,362,958	0	27,362,958
Operations management, coordination and support	17,358,430	0	17,358,430
Subtotal	44,721,388	0	44,721,388
2019 Revised Budget	448,628,121	200,000	448,828,121
Increase / Decrease	0	0	0
2019 Current Budget	448,628,121	200,000	448,828,121