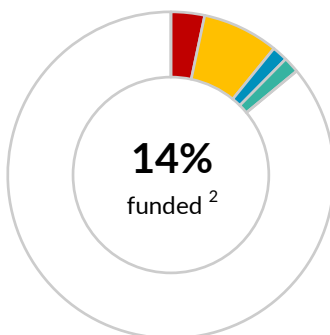
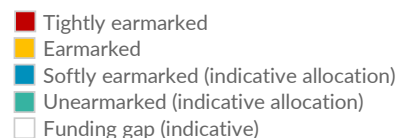


\$353.6 million

 UNHCR's financial requirements 2020 ¹

ETHIOPIA

as of 29 April 2020


CONTRIBUTIONS ³ | USD

	■ Unearmarked	■ Softly earmarked	■ Earmarked	■ Tightly earmarked	Total
United States of America	-	-	14,889,000	-	14,889,000
Denmark	-	-	2,945,074	4,038,057	6,983,132
United Kingdom	-	-	6,893,438	-	6,893,438
IKEA Foundation	-	-	-	3,007,912	3,007,912
Netherlands	-	-	-	2,870,603	2,870,603
European Union	-	-	-	1,154,616	1,154,616
Ireland	-	-	1,100,110	-	1,100,110
Sweden	-	-	933,610	-	933,610
Canada	-	-	909,091	-	909,091
Japan	-	-	754,045	-	754,045
Church of Jesus Christ of Latter-day Saints	-	-	-	566,621	566,621
Country-Based Pooled Funds	-	-	-	200,000	200,000
Spain	-	-	-	142,207	142,207
UN Programme On HIV/AIDS	-	-	-	59,800	59,800
Miscellaneous private donors	-	-	3,639	17,228	20,868
Sub-total	-	-	28,428,008	12,057,045	40,485,052
Indicative allocation of funds and adjustments	5,582,216	5,466,949	(1,736,795)	(293,436)	9,018,934
Total	5,582,216	5,466,949	26,691,213	11,763,609	49,503,986

Methodology: Unearmarked funding is allocated and reallocated multiple times during the year to allow UNHCR to fund prioritised activities. This funding update includes an indicative allocation of funds so as to accurately represent the resources available for the country. The contributions earmarked for Ethiopia shown above are combined with an indicative allocation of the softly earmarked and unearmarked contributions listed below. This allocation respects different levels of earmarking. Adjustments relate to programme support costs and carry-over.

OTHER SOFTLY EARMARKED CONTRIBUTIONS ⁴ | USD

Germany 48.4 million | United Kingdom 25 million | United States of America 21.8 million | Denmark 14.6 million | Canada 10.2 million | Sweden 5.9 million | Private donors Japan 3.5 million | Ireland 3.3 million | Private donors Australia 2.1 million

Liechtenstein | Luxembourg | Morocco | Portugal | Slovakia | Private donors

UNEARMARKED CONTRIBUTIONS ⁵ | USD

Sweden 76.4 million | Norway 41.4 million | Netherlands 36.1 million | Denmark 34.6 million | United Kingdom 31.7 million | Germany 25.9 million | Private donors Spain 20 million | Switzerland 16.4 million | Private donors Republic of Korea 10.5 million

Australia | Belgium | Bulgaria | Costa Rica | Estonia | Finland | Iceland | Indonesia | Ireland | Kuwait | Lithuania | Luxembourg | Malta | Monaco | Montenegro | New Zealand | Peru | Portugal | Qatar | Republic of Korea | Russian Federation | Saudi Arabia | Serbia | Singapore | Slovakia | South Africa | Sri Lanka | Thailand | Turkey | United Arab Emirates | Uruguay | Private donors


Notes:

1. The financial requirements for Ethiopia include requirements for the operation's regular programme, Central Mediterranean Route Situation, Coronavirus Emergency, Somalia Situation, South Sudan Situation and the Yemen Situation.

2. The percentage funded (14%) and total funding amount (\$49,503,986) are indicative based on the methodology described above. This leaves an indicative funding gap of \$304,101,955 representing 86% of the financial requirements.

3. Contributions to Ethiopia are shown by the earmarking modality as defined in the Grand Bargain.
4. Due to their earmarking at the region or sub-region, or to a related situation or theme, the other softly earmarked contributions listed are those which can potentially be used for Ethiopia. Where a donor has contributed \$2 million or more, the total amount of the contributions is shown.
5. Contributed without restrictions on its use, unearmarked funding allows UNHCR critical flexibility in how best to reach refugees and other populations of concern who are in the greatest need and at the greatest risk. Where a donor has contribution \$10 million or more, the total amount of the contribution is shown.

For more information: <http://reporting.unhcr.org>

 Follow us on @UNHCRgov